

Letters Usage

for Kindergarten

(Version 2.2)

ilm

STEM
FOCUSED SCHOOL

A

Airplane



F

Falcon



T

Tiger

My English Workbook



Name: _____

Grade: _____

TABLE OF CONTENT

TOPICS

Page No

LOWERCASE ALPHABETS

- Trace & Write 05
- Match the Alphabets 06 - 07
- Trace & write 08
- Match the alphabet 09
- Trace & write 10
- Match the alphabet 11
- Trace & write 12
- Match the alphabets 13

UPPERCASE ALPHABETS

- Trace & Write 14,16, 18, 20
- Trace & write 22, 24, 26,28
- Connect the letters from A – Z 29

LETTER SOUND

- Circle the letter in each box 15, 21

CORRECT SOUND

- Shade the correct sound 17, 23, 27

SAME SOUND

- Circle the picture 19, 25

UPPER & LOWERCASE ALPHABETS MATCHING

- Circle the correct upper & lowercase alphabets 30 – 36

BEGINNING SOUND

- Say the name of the picture 37
- Write the beginning sound 38
- Can you find it? 39
- Name each picture & circle 40

ENDING SOUNDS

- Look at the picture and circle the letter 41 - 45

TABLE OF CONTENT

TOPICS

Page No

TWO LETTER WORDS

- Read out each words & write 46 - 50

THREE LETTER WORDS

- Write scramble words correctly 51
- Read the word & find 52
- Crossword puzzle 53
- Read the word & find 54
- Unscramble letters to make word 55
- Read the word & find 56
- Color the correct word 57
- Read the word & find 58
- Find the hidden words & circle them 59
- Read the word & find 60
- Read, listen & choose 61

FOUR LETTER WORDS

- Fill in the missing letter & match the word 62 - 68

DIGRAPHS

- Write the correct digraph 69
- Color the correct digraph 70
- Circle the pictures 71
- Color the correct diagraph 72
- Fill in the correct diagraph 73
- Color the correct diagraph 74

VOWELS

- Color the picture 75
- Write the correct Vowels 76 - 77

CONSONANTS

- Circle the correct Consonants 78 - 79
- Write the correct consonants 80

ARTICLES

- Write "a" & "an" 81 - 82



TABLE OF CONTENT

TOPICS	Page No
NOUN	
• Complete the sentences	84
• Circle the each noun	85
• Color the space	86
PRONOUNS	
• Choose the correct pronouns 87 -	88
• Write the correct pronouns	89
DEMONSTRATIVE PRONOUNS	
• Complete the Sentences 90 -	92
VERB TO BE	
• Write "is", "am", "are" in the given blank 93 -	94
• Match & write 95 -	96
OPPOSITES	
• Draw a line to match each picture 97 -	98
SINGULAR PLURAL	
• Circle the correct word 99 -	100
• Write the correct plural 101 -	102
SIMPLE SENTENCES	
• Match the sentences with correct picture	103, 104
• Choose the correct sentence	105
• Unscramble the following sentences	106
PICTURE COMPOSITION	
• Read the short story 107 -	109
• Observe the picture and finish the sentences 110 -	111
READING COMPREHENSION	
• Read and complete the sentences 111 -	115
PRACTICE WORK	116 - 130

Date: _____ Day: _____ Teacher's Sign: _____

LOWERCASE ALPHABETS

Trace and write the following letters.

a b c d e f g

a b c d e f g

a b c d e f g

FOCUSSED EXPLORE



I can do
this!



I can move on
with little practice



I'm almost
there.



I need more
work on this.



I don't
understand
this.

Date: _____ Day: _____ Teacher's Sign: _____

LOWERCASE ALPHABETS

Match the alphabets with the object with the same starting alphabet.


d



a



b



c



I can do this!



I can move on with little practice



I'm almost there.



I need more work on this.




I don't understand this.

Date: _____ Day: _____ Teacher's Sign: _____

LOWERCASE ALPHABETS

Match the alphabets with the object with the same starting sound.

d



g



e



f



I can do
this!



I can move on
with little practice



I'm almost
there.



I need more
work on this.



I don't
understand
this.

Date: _____ Day: _____ Teacher's Sign: _____

LOWERCASE ALPHABETS

Trace and write the following letters.

h i j k l m n

h i j k l m n

h i j k l m n

Blank handwriting lines for practice.

Blank handwriting lines for practice.

Blank handwriting lines for practice.



**I can do
this!**



**I can move on
with little practice**



**I'm almost
there.**



**I need more
work on this.**



**I don't
understand
this.**

Date: _____ Day: _____ Teacher's Sign: _____

LOWERCASE ALPHABETS

Match the alphabets with the object with the same starting sound.

j

m

h

n

i

k

l



I can do this!



I can move on with little practice



I'm almost there.



I need more work on this.



I don't understand this.

Date: _____ Day: _____ Teacher's Sign: _____

LOWERCASE ALPHABETS

Trace and write the following letters.

o p q r s t

o p q r s t

o p q r s t

FOCUSED SKILLS



I can do
this!



I can move on
with little practice



I'm almost
there.



I need more
work on this.



I don't
understand
this.

Date: _____ Day: _____ Teacher's Sign: _____

LOWERCASE ALPHABETS

Match the alphabets with the object with the same starting sound.

t



o




r



p



s



q



I can do this!



I can move on with little practice



I'm almost there.



I need more work on this.



I don't understand this.

Date: _____ Day: _____ Teacher's Sign: _____

LOWERCASE ALPHABETS


Trace and write the following letters.

u v w x y z

u v w x y z

u v w x y z

Blank handwriting lines for practicing lowercase letters u, v, w, x, y, and z.



I can do this!



I can move on with little practice



I'm almost there.



I need more work on this.



I don't understand this.

Date: _____ Day: _____ Teacher's Sign: _____

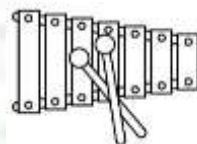
LOWERCASE ALPHABETS

Match the alphabets with the object with the same starting sound.

y



v



z



w



u



x



I can do this!



I can move on with little practice



I'm almost there.



I need more work on this.



I don't understand this.

Date: _____ Day: _____ Teacher's Sign: _____

UPPERCASE ALPHABETS

Trace and write the following letters.

A

B

C

A B C

A B C



**I can do
this!**



**I can move on
with little practice**



**I'm almost
there.**



**I need more
work on this.**




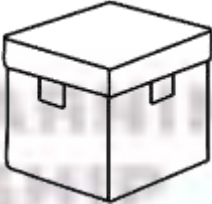




**I don't
understand
this.**

Date: _____ Day: _____ Teacher's Sign: _____

LETTER SOUND

Circle the letter in each box that is the beginning sound for the picture below.

<p>F A G</p> 	<p>B F D</p> 
<p>C T V</p> 	<p>H B Y</p> 
<p>J D U</p> 	<p>Q X C</p> 



I can do this!



I can move on with little practice



I'm almost there.



I need more work on this.



I don't understand this.

Date: _____ Day: _____ Teacher's Sign: _____

UPPERCASE ALPHABETS

Trace and write the following letters.

D

E

F

D E F

D E F



**I can do
this!**



**I can move on
with little practice**



**I'm almost
there.**



**I need more
work on this.**

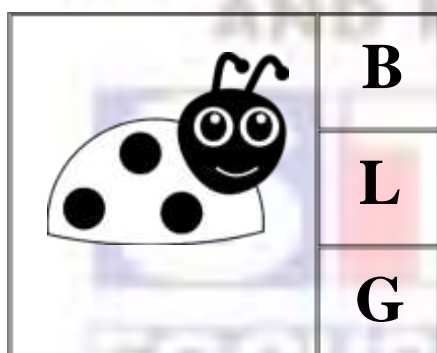
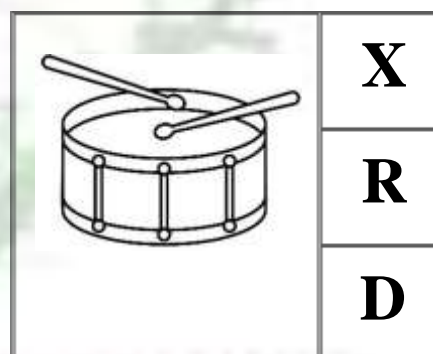
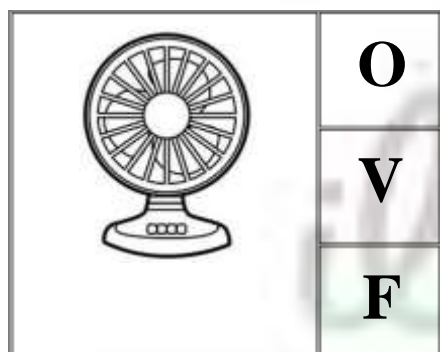

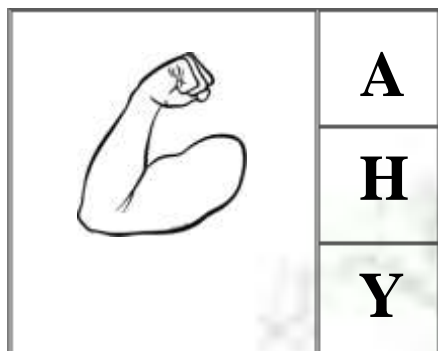


**I don't
understand
this.**

Date: _____ Day: _____ Teacher's Sign: _____

CORRECT SOUND

Shade the correct sound of each picture.



I can do
this!



I can move on
with little practice



I'm almost
there.



I need more
work on this.



I don't
understand
this.

Date: _____ Day: _____ Teacher's Sign: _____

UPPERCASE ALPHABETS

Trace and write the following letters.

G

H

I



FOCUSED EXERCISE



I can do this!



I can move on with little practice



I'm almost there.



I need more work on this.



I don't understand this.

Date: _____ Day: _____ Teacher's Sign: _____

SAME SOUNDS

Circle the pictures with same sounds as shown in first column.



I can do this!



I can move on with little practice



I'm almost there.



I need more work on this.



I don't understand this.

Date: _____ Day: _____ Teacher's Sign: _____

UPPERCASE ALPHABETS

Trace and write the following letters.

J

K

L

J

K

L

J

K

L



**I can do
this!**



**I can move on
with little practice**



**I'm almost
there.**



**I need more
work on this.**









**I don't
understand
this.**

Date: _____ Day: _____ Teacher's Sign: _____

LETTER SOUND

Circle the letter in each box that is the beginning sound for the picture below.

<p>F J G</p> 	<p>B F L</p> 
<p>C K V</p> 	<p>H J Y</p> 
<p>K D U</p> 	<p>Q X L</p> 



I can do this!



I can move on with little practice



I'm almost there.



I need more work on this.



I don't understand this.

Date: _____ Day: _____ Teacher's Sign: _____

UPPERCASE ALPHABETS

Trace and write the following letters.

M

N

O

M

N

O

M

N

O



**I can do
this!**



**I can move on
with little practice**



**I'm almost
there.**



**I need more
work on this.**

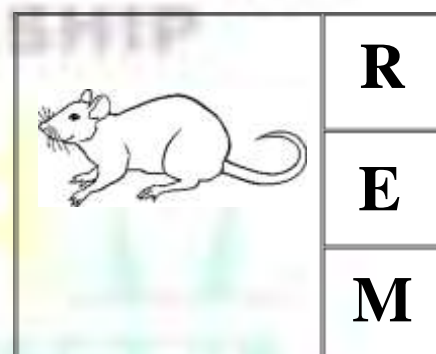


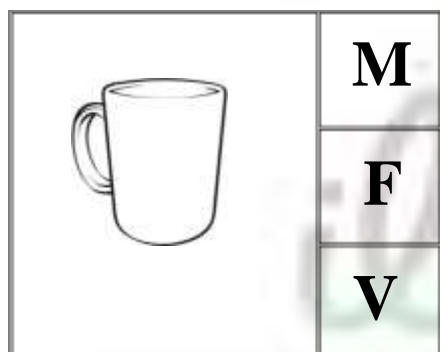
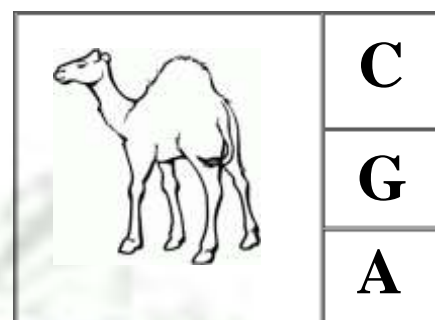



**I don't
understand
this.**

Date: _____ Day: _____ Teacher's Sign: _____

CORRECT SOUND

Color the correct sound of each picture.



I can do
this!



I can move on
with little practice



I'm almost
there.



I need more
work on this.



I don't
understand
this.

Date: _____ Day: _____ Teacher's Sign: _____

UPPERCASE ALPHABETS

Trace and write the following letters.

P

Q

R

S

P

Q

R

S

P

Q

R

S



**I can do
this!**



**I can move on
with little practice**



**I'm almost
there.**



**I need more
work on this.**



**I don't
understand
this.**

Date: _____ Day: _____ Teacher's Sign: _____

SAME SOUNDS

Circle the pictures with same sounds as the first column.



I can do this!



I can move on with little practice



I'm almost there.



I need more work on this.



I don't understand this.

Date: _____ Day: _____ Teacher's Sign: _____

UPPERCASE ALPHABETS

Trace and write the following letters.

T

U

V

W

T U V W

T U V W



**I can do
this!**



**I can move on
with little practice**



**I'm almost
there.**



**I need more
work on this.**


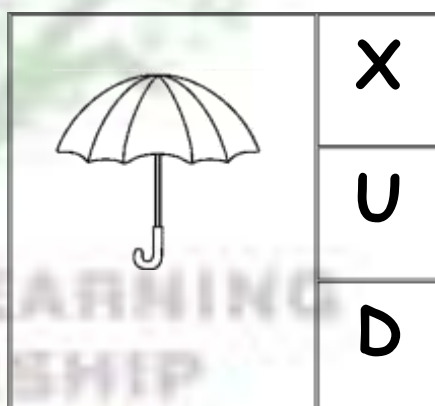
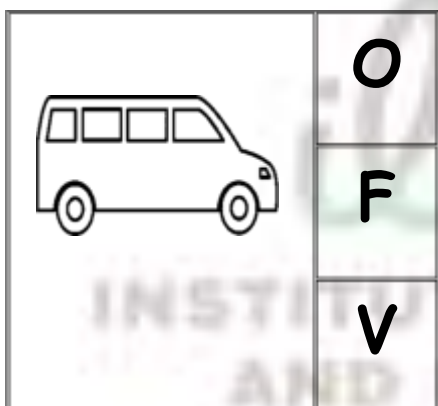

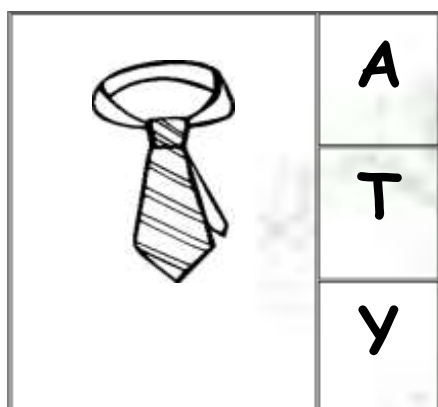


**I don't
understand
this.**

Date: _____ Day: _____ Teacher's Sign: _____

CORRECT SOUND

Shade the correct sound of each picture.



I can do
this!



I can move on
with little practice



I'm almost
there.



I need more
work on this.



I don't
understand
this.

Date: _____ Day: _____ Teacher's Sign: _____

UPPERCASE ALPHABETS

Trace and write the following letters.

X

Y

Z

X

Y

Z

X

Y

Z



**I can do
this!**



**I can move on
with little practice**



**I'm almost
there.**



**I need more
work on this.**




**I don't
understand
this.**

Date: _____ Day: _____ Teacher's Sign: _____

UPPERCASE ALPHABETS

Connect the letters from A to Z.



I can do this!



I can move on with little practice



I'm almost there.



I need more work on this.

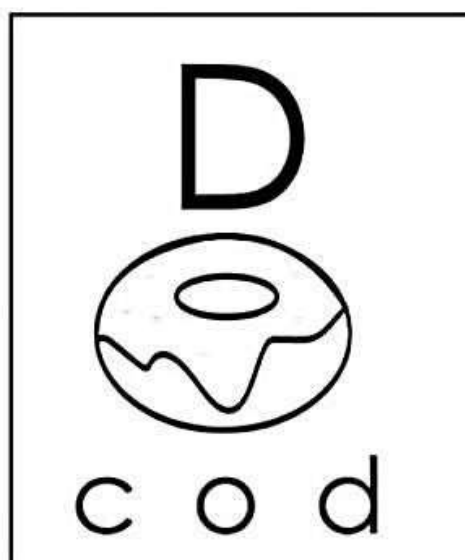

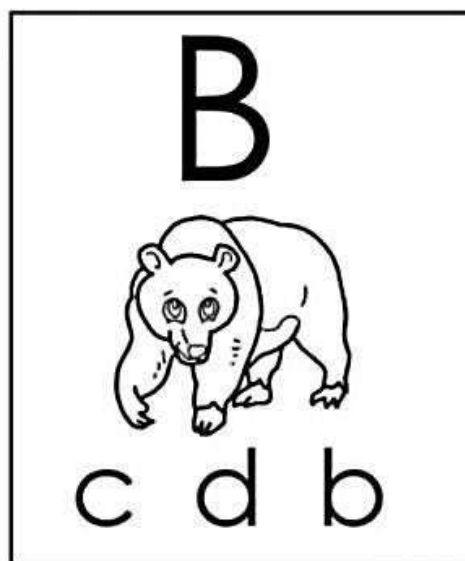



I don't understand this.

Date: _____ Day: _____ Teacher's Sign: _____

UPPERCASE AND LOWERCASE ALPHABETS MATCHING

Circle the correct lowercase letter of the following uppercase letters.



I can do
this!



I can move on
with little practice



I'm almost
there.



I need more
work on this.


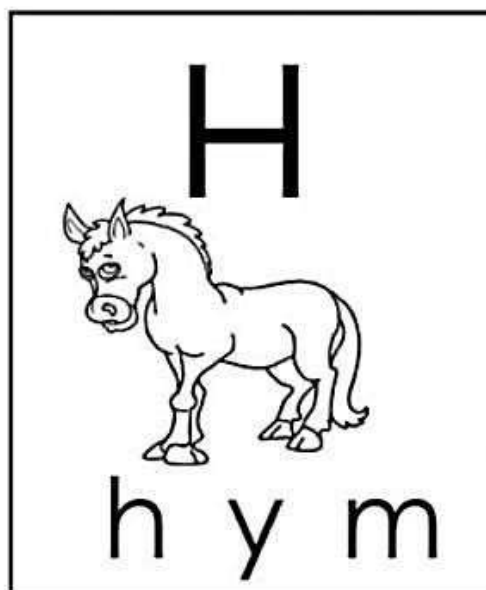




I don't
understand
this.

Date: _____ Day: _____ Teacher's Sign: _____

UPPERCASE AND LOWERCASE ALPHABETS MATCHING

Circle the correct lowercase letter of the following uppercase letters.



I can do
this!



I can move on
with little practice



I'm almost
there.



I need more
work on this.






I don't
understand
this.

Date: _____ Day: _____ Teacher's Sign: _____

UPPERCASE AND LOWERCASE ALPHABETS MATCHING

Circle the correct lowercase letter of the following uppercase letters.



FOCUSED ENERGY



I can do
this!



I can move on
with little practice



I'm almost
there.



I need more
work on this.






I don't
understand
this.

Date: _____ Day: _____ Teacher's Sign: _____

UPPERCASE AND LOWERCASE ALPHABETS MATCHING

Circle the correct lowercase letter of the following uppercase letters.



FOCUSED ENERGY



I can do this!



I can move on with little practice



I'm almost there.



I need more work on this.





I don't understand this.

Date: _____ Day: _____ Teacher's Sign: _____

UPPERCASE AND LOWERCASE ALPHABETS MATCHING

Circle the correct lowercase letter of the following uppercase letters.



FOCUSSED ENERGY



I can do
this!



I can move on
with little practice



I'm almost
there.



I need more
work on this.

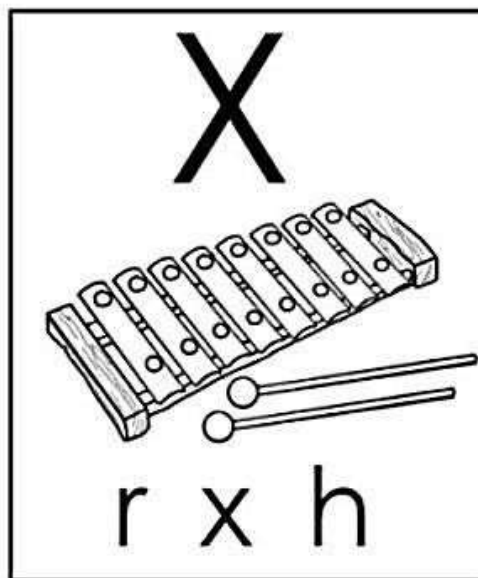
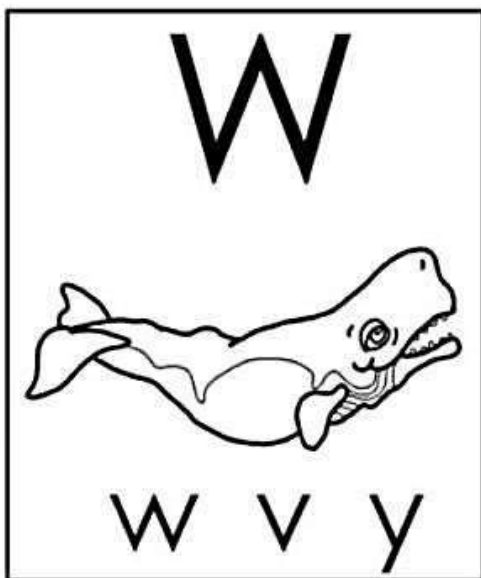



I don't
understand
this.

Date: _____ Day: _____ Teacher's Sign: _____

UPPERCASE AND LOWERCASE ALPHABETS MATCHING

Circle the correct lowercase letter of the following uppercase letters.



I can do
this!



I can move on
with little practice



I'm almost
there.



I need more
work on this.


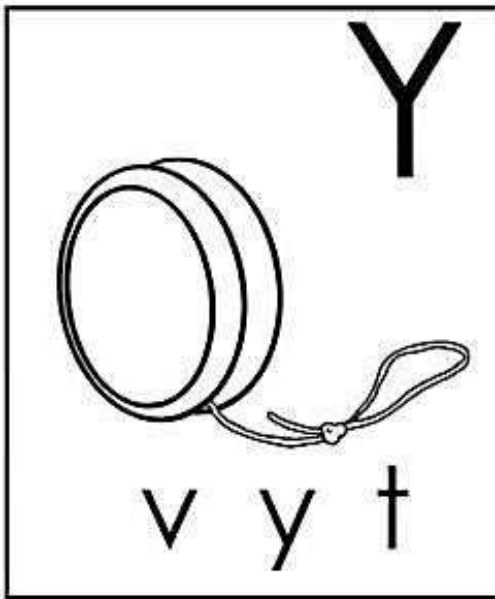


I don't
understand
this.

Date: _____ Day: _____ Teacher's Sign: _____

UPPERCASE AND LOWERCASE ALPHABETS MATCHING

Circle the correct lowercase letter of the following uppercase letters.



INSTITUTE OF LEARNING
AND MENTORSHIP



I can do
this!



I can move on
with little practice



I'm almost
there.



I need more
work on this.




I don't
understand
this.

Date: _____ Day: _____ Teacher's Sign: _____

BEGINNING SOUNDS

Say the name of the picture and circle the letter that matches the beginning sound.

 b c v	 q u t	 g d f
 o t v	 h e k	 x c r
 m p h	 n r w	 s z o



I can do this!



I can move on with little practice



I'm almost there.



I need more work on this.







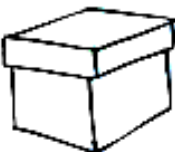







I don't understand this.

Date: _____ Day: _____ Teacher's Sign: _____

BEGINNING SOUNDS

Write the beginning sound of each word.

 [] [o] [g]	 [] [a] [r]	 [] [a] [t]
 [] [u] [n]	 [] [a] [t]	 [] [e] [y]
 [] [o] [x]	 [] [a] [p]	 [] [a] [g]
 [] [a] [t]	 [] [a] [g]	 [] [a] [t]



I can do
this!



I can move on
with little practice



I'm almost
there.



I need more
work on this.




I don't
understand
this.

Date: _____ Day: _____ Teacher's Sign: _____

BEGINNING SOUNDS

Say each word,. Listen to the beginning sound.one word sounds different from the others. Can you find it?



I can do this!



I can move on with little practice



I'm almost there.



I need more work on this.












I don't understand this.

Date: _____ Day: _____ Teacher's Sign: _____

BEGINNING SOUNDS

Name each picture and circle the correct letter for picture's beginning sound.

 r b t	 g n a	 c l s
 s p w	 m l f	 g v h
 f k n	 i d s	 e p j



I can do this!



I can move on with little practice



I'm almost there.



I need more work on this.












I don't understand this.

Date: _____ Day: _____ Teacher's Sign: _____

ENDING SOUNDS

Look at the pictures. Circle the letter that makes the ending sound for each picture.

		
t d w	k t c	m b g
		
h g t	f d v	t h r
		
n d x	k n t	b f g



I can do this!



I can move on with little practice



I'm almost there.



I need more work on this.









I don't understand this.

Date: _____ Day: _____ Teacher's Sign: _____

ENDING SOUNDS

Look at the pictures. Circle the letter that makes the ending sound for each picture

 m k l	 n k n
 n k l	 m n l
 k m l	 n m k



I can do this!



I can move on with little practice



I'm almost there.



I need more work on this.









I don't understand this.

Date: _____ Day: _____ Teacher's Sign: _____

ENDING SOUNDS

Look at the pictures. Circle the letter that makes the ending sound for each picture

 b g f	 d b f
 f b d	 g b d
 d g f	 b g d



I can do
this!



I can move on
with little practice



I'm almost
there.



I need more
work on this.

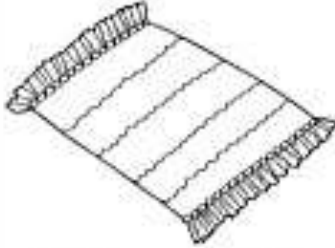








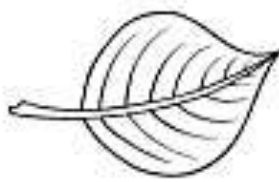



















I don't
understand
this.

Date: _____ Day: _____ Teacher's Sign: _____

ENDING SOUNDS

Look at the pictures. Color the letter that makes the ending sound for each picture



I can do this!



I can move on with little practice



I'm almost there.



I need more work on this.










I don't understand this.

Date: _____ Day: _____ Teacher's Sign: _____

ENDING SOUNDS

Look at the pictures. Write the letter that makes the ending sound for each picture

		
he _____	ha _____	ba _____
		
su _____	ca _____	pi _____
		
ne _____	te _____	pa _____



I can do
this!



I can move on
with little practice



I'm almost
there.



I need more
work on this.

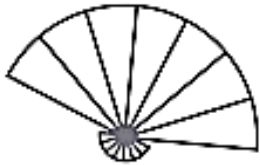



I don't
understand
this.


Date: _____ Day: _____ Teacher's Sign: _____

TWO LETTER WORDS


Read out the two letter words and complete the words.

an		f__
----	---	-----

in		p__
----	---	-----

at		c__
----	---	-----

ox		f__
----	---	-----

ar		c__
----	---	-----



I can do
this!



I can move on
with little practice



I'm almost
there.



I need more
work on this.











I don't
understand
this.

Date: _____ Day: _____ Teacher's Sign: _____

TWO LETTER WORDS

Read out the each word and write the word beside it.



I can do
this!



I can move on
with little practice



I'm almost
there.



I need more
work on this.











I don't
understand
this.

Date: _____ Day: _____ Teacher's Sign: _____

TWO LETTER WORDS

Read out the each word and write the word beside it.



I can do
this!



I can move on
with little practice



I'm almost
there.



I need more
work on this.




I don't
understand
this.

Date: _____ Day: _____ Teacher's Sign: _____

TWO LETTER WORDS

Read out the each word and draw a line to connect the matching words



I can do
this!



I can move on
with little practice



I'm almost
there.



I need more
work on this.



I don't
understand
this.

Date: _____ Day: _____ Teacher's Sign: _____

TWO LETTER WORDS

Read out the each word. Circle the word that does not belong.

me he on we be

an he at am as

us it in is if

no lo no go me

on of ox at or



I can do
this!



I can move on
with little practice



I'm almost
there.



I need more
work on this.









I don't
understand
this.

Date: _____ Day: _____ Teacher's Sign: _____

THREE LETTER WORDS

Color the pictures. Write the scrambled words correctly.

	mta	_____
	sub	_____
	pma	_____
	atb	_____
	ewb	_____
	npa	_____



I can do
this!



I can move on
with little practice



I'm almost
there.



I need more
work on this.





















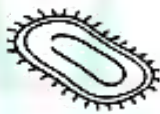





I don't
understand
this.

Date: _____ Day: _____ Teacher's Sign: _____

THREE LETTER WORDS

Read the word. Find the picture that matches the word. Color the relevant object.

cap			
tag			
dad			
jam			
fan			
gas			
mat			
wax			



I can do
this!



I can move on
with little practice



I'm almost
there.



I need more
work on this.











I don't
understand
this.

Date: _____ Day: _____ Teacher's Sign: _____

THREE LETTER WORDS

Find the following words in the crossword puzzle.

 cat	j	s	a	d	p	 bag
 van	v	a	l	r	a	 cap
 jam	a	p	a	z	n	 sad
 pan	n	e	b	a	g	 bat
	t	m	s	c	o	
	b	f	c	a	t	
	a	q	i	s	n	
	t	g	d	a	h	
	k	j	a	m	l	
	c	a	p	y	b	

Name: _____



I can do
this!



I can move on
with little practice



I'm almost
there.



I need more
work on this.


























I don't
understand
this.

Date: _____ Day: _____ Teacher's Sign: _____

THREE LETTER WORDS

Read the word. Find the picture that matches the word. Color the relevant object.

web			
bed			
leg			
hen			
ten			
yes			
wet			
jet			



I can do
this!



I can move on
with little practice



I'm almost
there.



I need more
work on this.








I don't
understand
this.

Date: _____ Day: _____ Teacher's Sign: _____

THREE LETTER WORDS

Unscramble the letters to make the word matching the picture. Write the word.

Say	Letters			Unscramble
	e	n	t	<input type="text"/>
	t	j	e	<input type="text"/>
	w	d	e	<input type="text"/>
	e	n	p	<input type="text"/>
	n	t	e	<input type="text"/>



I can do
this!



I can move on
with little practice



I'm almost
there.



I need more
work on this.








I don't
understand
this.

Date: _____ Day: _____ Teacher's Sign: _____

THREE LETTER WORDS

Read the word. Find the picture that matches the word. Color the relevant object.

lid			
bib			
fig			
dim			
bin			
lip			
fit			
six			



I can do this!



I can move on with little practice



I'm almost there.



I need more work on this.












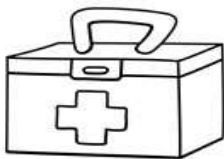


I don't understand this.

Date: _____ Day: _____ Teacher's Sign: _____

THREE LETTER WORDS

Color the correct word in each picture shown below.

		
lip lid	pin pig	fin fig
		
kit kid	win wig	zit zip
		
bit bib	bid bin	mix mid
		
pit pin	tip tin	kid kit



I can do
this!



I can move on
with little practice



I'm almost
there.



I need more
work on this.














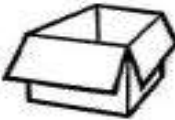
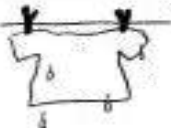











I don't
understand
this.

Date: _____ Day: _____ Teacher's Sign: _____

THREE LETTER WORDS

Read the word. Find the picture that matches the word. Color the relevant object.

hob			
cod			
dog			
mom			
box			
hop			
bot			
ox			



I can do
this!



I can move on
with little practice



I'm almost
there.



I need more
work on this.



I don't
understand
this.

Date: _____ Day: _____ Teacher's Sign: _____

THREE LETTER WORDS

The three letter words below are hidden in the puzzle. Find the hidden words and circle them.

fog pot boy fox son log got

k	n	g	o	t	x	i
l	o	g	n	w	j	a
s	d	s	o	n	a	t
i	n	u	h	b	o	y
l	i	f	o	g	z	f
o	c	p	i	p	o	t
a	f	o	x	e	m	p



I can do
this!



I can move on
with little practice



I'm almost
there.



I need more
work on this.








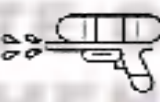









I don't
understand
this.

Date: _____ Day: _____ Teacher's Sign: _____

THREE LETTER WORDS

Read the word. Find the picture that matches the word. Color the relevant objects.

cub			
bud			
jug			
sum			$\begin{array}{r} 3 \\ 2 \\ \hline 5 \end{array} +$
gun			
bus			
cut			
tux			



I can do
this!



I can move on
with little practice



I'm almost
there.



I need more
work on this.



I don't
understand
this.

Date: _____ Day: _____ Teacher's Sign: _____

THREE LETTER WORDS

Read, listen and choose.

bus				
cut				
cup				
gum				
hut				
mug				
duck				



I can do
this!



I can move on
with little practice



I'm almost
there.



I need more
work on this.






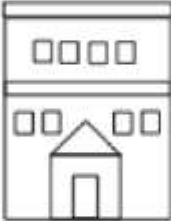


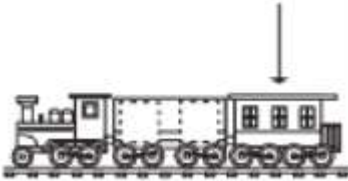


I don't
understand
this.

Date: _____ Day: _____ Teacher's Sign: _____

FOUR LETTER WORDS

Fill in the missing letter "a" in each word below. Then practice reading the word.

		
b_nd	c_mp	l_mp
		
f_st	h_nd	b_nk
		
b_rk	s_nd	l_st



I can do
this!



I can move on
with little practice



I'm almost
there.



I need more
work on this.










I don't
understand
this.

Date: _____ Day: _____ Teacher's Sign: _____

FOUR LETTER WORDS

Fill in the missing letter, match the word with the picture. Rewrite the words.

<u>b</u> oat		<input type="text"/>
<u> </u> orm		<input type="text"/>
<u> </u> ock		<input type="text"/>
<u> </u> eaf		<input type="text"/>
<u> </u> ird		<input type="text"/>
<u> </u> est		<input type="text"/>
<u> </u> ire		<input type="text"/>



I can do
this!



I can move on
with little practice



I'm almost
there.



I need more
work on this.









I don't
understand
this.

Date: _____ Day: _____ Teacher's Sign: _____

FOUR LETTER WORDS

Fill in the missing letter, match the word with the picture. Rewrite the words.

b_ one		<input type="text"/>
_ _ amp		<input type="text"/>
_ _ rog		<input type="text"/>
_ _ owl	4	<input type="text"/>
_ _ our		<input type="text"/>
_ _ ish		<input type="text"/>
_ _ irl		<input type="text"/>



I can do this!



I can move on with little practice



I'm almost there.



I need more work on this.







I don't understand this.

Date: _____ Day: _____ Teacher's Sign: _____

FOUR LETTER WORDS

Fill in the missing letter, match the word with the picture. Rewrite the words.

<u>b</u> ell		<input type="text"/>
<u> </u> eet		<input type="text"/>
<u> </u> lip		<input type="text"/>
<u> </u> ook		<input type="text"/>
<u> </u> ose		<input type="text"/>
<u> </u> elt		<input type="text"/>
<u> </u> and		<input type="text"/>



I can do
this!



I can move on
with little practice



I'm almost
there.



I need more
work on this.










I don't
understand
this.

Date: _____ Day: _____ Teacher's Sign: _____

FOUR LETTER WORDS

Fill in the missing letter, match the word with the picture. Rewrite the words.

<div data-bbox="231 539 488 645">_ean</div>		<div data-bbox="999 539 1321 645"></div>
<div data-bbox="231 719 488 824">__ake</div>		<div data-bbox="999 719 1321 824"></div>
<div data-bbox="231 898 488 1003">__est</div>		<div data-bbox="999 898 1321 1003"></div>
<div data-bbox="231 1077 488 1182">__one</div>		<div data-bbox="999 1077 1321 1182"></div>
<div data-bbox="231 1252 488 1357">__ile</div>		<div data-bbox="999 1252 1321 1357"></div>
<div data-bbox="231 1431 488 1536">__ail</div>		<div data-bbox="999 1431 1321 1536"></div>
<div data-bbox="231 1610 488 1715">__ock</div>		<div data-bbox="999 1610 1321 1715"></div>



I can do this!



I can move on with little practice



I'm almost there.



I need more work on this.










I don't understand this.

Date: _____ Day: _____ Teacher's Sign: _____

FOUR LETTER WORDS

Fill in the missing letter, match the word with the picture. Rewrite the words.

<input type="text" value="d_rum"/>		<input type="text"/>
<input type="text" value="_orn"/>		<input type="text"/>
<input type="text" value="_ask"/>		<input type="text"/>
<input type="text" value="_oad"/>		<input type="text"/>
<input type="text" value="_oor"/>		<input type="text"/>
<input type="text" value="_ock"/>		<input type="text"/>
<input type="text" value="_arn"/>		<input type="text"/>



I can do
this!



I can move on
with little practice



I'm almost
there.



I need more
work on this.










I don't
understand
this.

Date: _____ Day: _____ Teacher's Sign: _____

FOUR LETTER WORDS

Fill in the missing letter, match the word with the picture. Rewrite the word.

<u>d</u> uck		<input type="text"/>
<u> </u> ing		<input type="text"/>
<u> </u> hoe		<input type="text"/>
<u> </u> ree		<input type="text"/>
<u> </u> ork		<input type="text"/>
<u> </u> hip		<input type="text"/>
<u> </u> rab		<input type="text"/>



I can do
this!



I can move on
with little practice



I'm almost
there.



I need more
work on this.


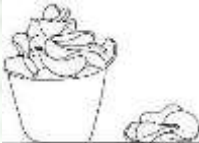









I don't
understand
this.

Date: _____ Day: _____ Teacher's Sign: _____

DIGRAPHS

Write the correct digraph to complete the word.

 ba _____	 _____	 ben _____
 ca _____	 _____	 tra _____
 _____ e	 bea _____	 ear _____



I can do
this!



I can move on
with little practice



I'm almost
there.



I need more
work on this.







































I don't
understand
this.

Date: _____ Day: _____ Teacher's Sign: _____

DIGRAPHS

Color the correct digraph of each picture.



I can do
this!



I can move on
with little practice



I'm almost
there.



I need more
work on this.


















I don't
understand
this.

Date: _____ Day: _____ Teacher's Sign: _____

DIGRAPHS

Circle the pictures that begin with the digraph sound in each row.

th				
ch				
sh				
wh				
ph				



I can do
this!



I can move on
with little practice



I'm almost
there.



I need more
work on this.



I don't
understand
this.

Date: _____ Day: _____ Teacher's Sign: _____

DIGRAPHS


Color the correct digraph.




(sh) (ch) (wh)



(gh) (th) (sh)



(th) (ch) (sh)



(ph) (sh) (ch)



(gh) (wh) (sh)



(wh) (sh) (th)



(sh) (th) (ch)



(wh) (sh) (ph)



(th) (wh) (sh)



I can do
this!



I can move on
with little practice



I'm almost
there.



I need more
work on this.



I don't
understand
this.

Date: _____ Day: _____ Teacher's Sign: _____

DIAGRAPHS

Fill in the correct digraph to complete the word.



too



ain



orn



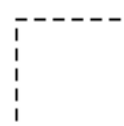
ield



ick



eel



tra



ower



ed



ell



I can do
this!



I can move on
with little practice



I'm almost
there.



I need more
work on this.


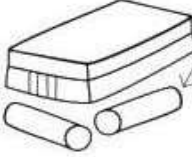


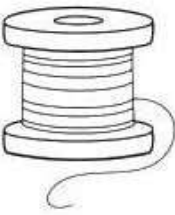
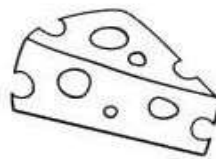






I don't
understand
this.

Date: _____ Day: _____ Teacher's Sign: _____

DIGRAPHS

Color the correct digraph.

	ch sh		th ch
	th sh		sh ch
	sh th		ch th
	ch sh		sh th
	sh th		ch sh



I can do
this!



I can move on
with little practice



I'm almost
there.



I need more
work on this.



I don't
understand
this.

Date: _____ Day: _____ Teacher's Sign: _____

VOWELS

Color the picture that matches the vowel sound that is shown.

a			
i			
e			
o			
u			



I can do
this!



I can move on
with little practice



I'm almost
there.



I need more
work on this.



I don't
understand
this.

Date: _____ Day: _____ Teacher's Sign: _____

VOWELS

Write the correct vowel sound of each word.



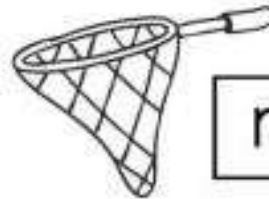
b g



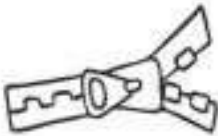
m p



h n




n t




z p



b n



c w



p t



b s



t b



I can do
this!



I can move on
with little practice



I'm almost
there.



I need more
work on this.



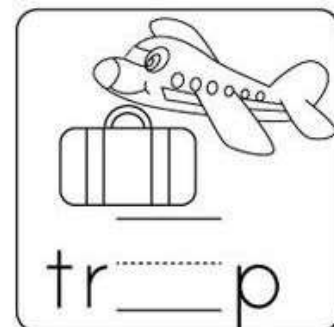

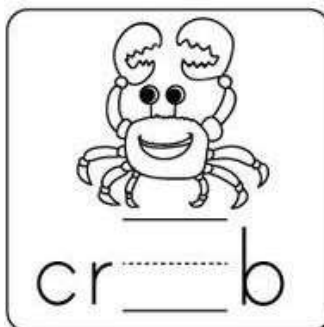
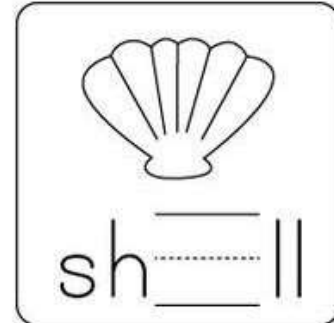
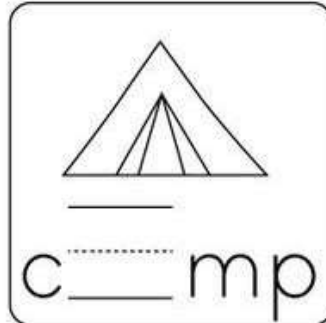
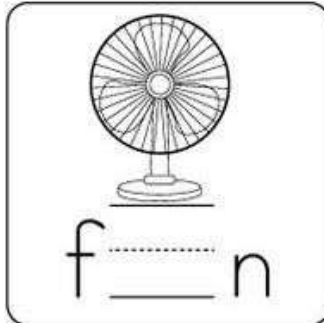



I don't
understand
this.

Date: _____ Day: _____ Teacher's Sign: _____

VOWELS

Write in the correct vowel sound to complete each word.

a e i o u



I can do
this!



I can move on
with little practice



I'm almost
there.



I need more
work on this.









I don't
understand
this.

Date: _____ Day: _____ Teacher's Sign: _____

CONSONANTS

Circle the correct consonant blend that starts with each word.

	
fl tr fr	tr gr fr
	
fl sl sp	ch sk cl
	
gr pr dr	str dr cr



I can do
this!



I can move on
with little practice



I'm almost
there.



I need more
work on this.



I don't
understand
this.

Date: _____ Day: _____ Teacher's Sign: _____

CONSONANTS

Circle all the consonants.



**I can do
this!**



**I can move on
with little practice**



**I'm almost
there.**



**I need more
work on this.**



**I don't
understand
this.**

Date: _____ Day: _____ Teacher's Sign: _____

CONSONANTS

Write the correct consonants to complete the words.



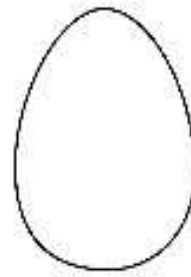
lam



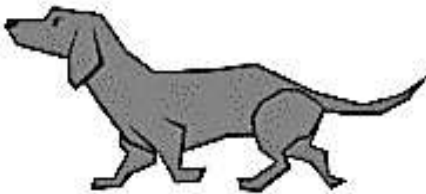
bul



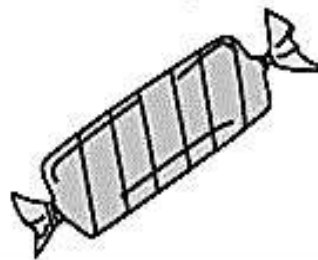
policema



eg



do



cand



I can do
this!



I can move on
with little practice



I'm almost
there.



I need more
work on this.



I don't
understand
this.

Date: _____ Day: _____ Teacher's Sign: _____

ARTICLES

Write **a** or **an** in the correct place.



---- TREE



--- PENCIL



--- LADYBUG



-- ICE-CREAM



---- FISH



--- EGG



--- BUTTERFLY



---- CAR



--- UMBRELLA



--- ORANGE



--- FLY



--- ARROW



I can do
this!



I can move on
with little practice



I'm almost
there.



I need more
work on this.



I don't
understand
this.

Date: _____ Day: _____ Teacher's Sign: _____

ARTICLES

Write **a** or **an** in the correct place.



__ apple



__ elephant



__ tree



__ orange



__ computer



__ ball



__ house



__ mango



__ cake



I can do
this!



I can move on
with little practice



I'm almost
there.



I need more
work on this.



I don't
understand
this.

Date: _____ Day: _____ Teacher's Sign: _____

ARTICLES

Read and choose the correct articles.



banana

a

an



ice cream

a

an



pear

a

an



orange

a

an



apple

a

an



cake

a

an



umbrella

a

an



I can do
this!



I can move on
with little practice



I'm almost
there.



I need more
work on this.



I don't
understand
this.

Date: _____ Day: _____ Teacher's Sign: _____

NOUN

Write the nouns into the correct column.

John	Nurse	Drum	Shark
Book	Deer	Church	Pilot
Beach	Tree	Park	Rat
Farmer	Rock	Lion	

Thing	Place	Person	Animal



I can do
this!



I can move on
with little practice



I'm almost
there.



I need more
work on this.



I don't
understand
this.

Date: _____ Day: _____ Teacher's Sign: _____

NOUN

Circle the each noun .

the	big	Tom	bus	door
cat	stick	ate	win	this
on	child	apple	mom	pen
rug	go	is	one	how
dog	bike	sun	desk	room
find	are	it	red	me



I can do
this!



I can move on
with little practice



I'm almost
there.



I need more
work on this.



I don't
understand
this.

Date: _____ Day: _____ Teacher's Sign: _____

NOUN

If the word is a person's name, colour the space red. If it is a thing's name, colour the space blue. If it is a place's name, colour the space yellow. If it is an animal's name, colour the space. .

mother	school	dog	flower
bee	driver	tree	cow
cake	monkey	den	boy
pilot	farm	yak	home
class	thief	zoo	ring
lion	crow	pen	jungle
water	lake	sheep	teacher
king	sack	wolf	bus



I can do
this!



I can move on
with little practice



I'm almost
there.



I need more
work on this.








I don't
understand
this.

Date: _____ Day: _____ Teacher's Sign: _____

PRONOUNS

Highlight the correct pronoun for each picture shown below.

 <div data-bbox="614 607 751 696">he</div> <div data-bbox="614 730 751 819">she</div>	 <div data-bbox="1129 607 1267 696">you</div> <div data-bbox="1129 730 1267 819">it</div>
 <div data-bbox="614 909 751 999">him</div> <div data-bbox="614 1032 751 1122">her</div>	 <div data-bbox="1129 909 1267 999">me</div> <div data-bbox="1129 1032 1267 1122">him</div>
 <div data-bbox="614 1211 751 1301">it</div> <div data-bbox="614 1335 751 1424">us</div>	 <div data-bbox="1129 1211 1267 1301">I</div> <div data-bbox="1129 1335 1267 1424">we</div>
 <div data-bbox="614 1514 751 1603">they</div> <div data-bbox="614 1637 751 1727">she</div>	 <div data-bbox="1129 1514 1267 1603">them</div> <div data-bbox="1129 1637 1267 1727">he</div>



I can do this!



I can move on with little practice



I'm almost there.



I need more work on this.











I don't understand this.

Date: _____ Day: _____ Teacher's Sign: _____

PRONOUNS

Look at each picture and choose the pronoun. Then color in the correct circle.

	<input type="radio"/> She <input type="radio"/> They		<input type="radio"/> I <input type="radio"/> You
	<input type="radio"/> He <input type="radio"/> It		<input type="radio"/> We <input type="radio"/> I
	<input type="radio"/> I <input type="radio"/> They		<input type="radio"/> You <input type="radio"/> She
	<input type="radio"/> I <input type="radio"/> She		<input type="radio"/> He <input type="radio"/> It



I can do
this!



I can move on
with little practice



I'm almost
there.



I need more
work on this.



I don't
understand
this.


Date: _____ Day: _____ Teacher's Sign: _____

PRONOUNS

Look at each picture and write the correct pronouns in the given boxes.





















I can do
this!



I can move on
with little practice



I'm almost
there.



I need more
work on this.



















I don't
understand
this.

Date: _____ Day: _____ Teacher's Sign: _____

DEMONSTRATIVE PRONOUNS

Complete the sentence with this or that.

1. _____ is a   BIKE
2. _____ is a   BALL
3. _____ is a   TRAIN
4. _____ is a   CAR
5. _____ is a   PLANE
6. _____ is a   GO-KART
7. _____ is a   KITE
8. _____ is a   DOLL



I can do
this!



I can move on
with little practice



I'm almost
there.



I need more
work on this.







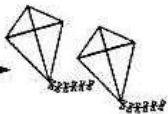





I don't
understand
this.

Date: _____ Day: _____ Teacher's Sign: _____

DEMONSTRATIVE PRONOUNS

Complete the sentence with these or those.

1. _____ are cats. → 
2. _____ are dogs. → 
3. _____ are apples. → 
4. _____ are bags. → 
5. _____ are rockets. → 
6. _____ are ducks. → 
7. _____ are kites. → 
8. _____ are hats. → 
9. _____ are boys. → 
10. _____ are houses. → 



I can do
this!



I can move on
with little practice



I'm almost
there.



I need more
work on this.



I don't
understand
this.

Date: _____ Day: _____ Teacher's Sign: _____

DEMONSTRATIVE PRONOUNS

Complete the sentence with this, that, these or those.

1. _____ is a boy. 




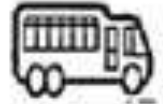
2. _____ is a doll. 



3. _____ is my ball. 



4. _____ is the school bus. 



5. _____ are the boots. 



6. _____ are your cats. 




7. _____ are houses. 



8. _____ is a skull. 



9. _____ is an ice cream. 



I can do
this!



I can move on
with little practice



I'm almost
there.



I need more
work on this.



I don't
understand
this.

Date: _____ Day: _____ Teacher's Sign: _____

VERB TO BE

Write 'is', 'am' or 'are' in the given blanks.

1. We _____ scared



2. He _____ playing in the garden.



3. I _____ drawing shapes



4. They _____ riding their bikes.



5. She _____ a nurse.



6. You _____ a smart boy.



7. I _____ sleepy



I can do
this!



I can move on
with little practice



I'm almost
there.



I need more
work on this.



I don't
understand
this.

Date: _____ Day: _____ Teacher's Sign: _____

VERB TO BE

Write 'is', 'am' or 'are' in the given blanks.

1. I _____ hungry.

2. He _____ an astronaut.

3. We _____ happy.

4. She _____ sad.

5. It _____ cold.



I can do
this!



I can move on
with little practice



I'm almost
there.



I need more
work on this.

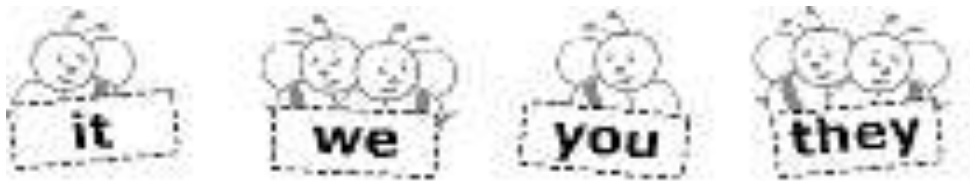


I don't
understand
this.

Date: _____ Day: _____ Teacher's Sign: _____

VERB TO BE

Match and Write.



am

are

is



I	
you	
he	
she	
it	

we	
you	
they	



I can do this!



I can move on with little practice



I'm almost there.



I need more work on this.



I don't understand this.

Date: _____ Day: _____ Teacher's Sign: _____

VERB TO BE

Match the pronoun with the correct form of verb.

I	am
You	is
He	are
She	
It	
We	
You	
They	



I can do this!



I can move on with little practice



I'm almost there.



I need more work on this.



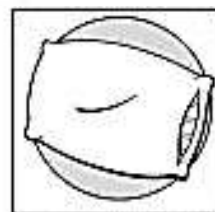
I don't understand this.

Date: _____ Day: _____ Teacher's Sign: _____

OPPOSITES

Draw a line to match each picture with its opposite.

day



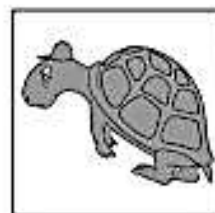
soft

asleep



hungry

hard



slow

full



night

fast



awake



I can do
this!



I can move on
with little practice



I'm almost
there.



I need more
work on this.



I don't
understand
this.

Date: _____ Day: _____ Teacher's Sign: _____

OPPOSITES

Draw a line to match each picture with its opposite.

closed




sad

happy




freeze

dry



right

left



open

melt



wet



I can do
this!



I can move on
with little practice



I'm almost
there.



I need more
work on this.









I don't
understand
this.

Date: _____ Day: _____ Teacher's Sign: _____

SINGULAR PLURAL

Look at each of the boxes and circle the correct word.

 <p>apple apples</p>	 <p>shovel shovels</p>
 <p>chair chairs</p>	 <p>shirt shirts</p>
 <p>hat hats</p>	 <p>ball balls</p>



I can do
this!



I can move on
with little practice



I'm almost
there.



I need more
work on this.









I don't
understand
this.

Date: _____ Day: _____ Teacher's Sign: _____

SINGULAR PLURAL

Look at each of the boxes and circle the correct word.

 <p>dog dogs</p>	 <p>car cars</p>
 <p>ball balls</p>	 <p>book books</p>
 <p>boy boys</p>	 <p>bed beds</p>



**I can do
this!**



**I can move on
with little practice**



**I'm almost
there.**



**I need more
work on this.**








**I don't
understand
this.**

Date: _____ Day: _____ Teacher's Sign: _____

SINGULAR PLURAL

Write the correct plural form of the following word.

Singular		Plural	
	apple	➔	_____
	doll	➔	_____
	shoe	➔	_____
	flower	➔	_____
	dog	➔	_____



I can do
this!



I can move on
with little practice



I'm almost
there.



I need more
work on this.



I don't
understand
this.

Date: _____ Day: _____ Teacher's Sign: _____

SINGULAR PLURAL

Change the regular noun into the plural noun.

Singular	Plural
hat	
game	
star	
chair	
shirt	
movie	
desk	
apple	
rabbit	
basketball	



I can do
this!



I can move on
with little practice



I'm almost
there.



I need more
work on this.



I don't
understand
this.


Date: _____ Day: _____ Teacher's Sign: _____

SIMPLE SENTENCES

Read and match the sentences with the correct picture.




This is a



This is a dog.




This is a



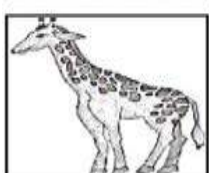
This is a



This is a



This is a cat.



This is a



I can do
this!



I can move on
with little practice



I'm almost
there.



I need more
work on this.




I don't
understand
this.

Date: _____ Day: _____ Teacher's Sign: _____

SIMPLE SENTENCES

Choose and color the correct sentence.



This is a bug.

This is a bee.



The fox is in the

The fox is on the



The dog is small.

The dog is big.



The man is hot.

The men is hot.



I can do
this!



I can move on
with little practice



I'm almost
there.



I need more
work on this.



I don't
understand
this.

Date: _____ Day: _____ Teacher's Sign: _____

SIMPLE SENTENCES

Match each sentence with the correct picture.

The **hen** laid many eggs.



There are **six** flowers.



The **dog** is very happy.



I like my **bun**.



I can do
this!



I can move on
with little practice



I'm almost
there.



I need more
work on this.



I don't
understand
this.

Date: _____ Day: _____ Teacher's Sign: _____

SIMPLE SENTENCES

Unscramble the following sentences.

big That is web. a

for boy a The run. went

will I on my hat. put

dog is the at vet. The

pen. Here red a is



**I can do
this!**



**I can move on
with little practice**



**I'm almost
there.**



**I need more
work on this.**



**I don't
understand
this.**

Date: _____ Day: _____ Teacher's Sign: _____

PICTURE COMPOSITION

Read the short story and answer the questions.

1. I see a _____

- a. Pig
- b. Cat
- c. Dog

I see a cat.
The cat is little.
The cat can run.

2. The Cat is _____

- a. big
- b. little
- c. red

3. The Cat can _____

- a. run
- b. walk
- c. sit



I can do
this!



I can move on
with little practice



I'm almost
there.



I need more
work on this.



I don't
understand
this.

Date: _____ Day: _____ Teacher's Sign: _____

PICTURE COMPOSITION

Read the sentences and answer the questions.

I see a monkey.
It is on a tree.
It has a long tail.
It jumps very quickly.



What do I see?

Where is the monkey?

The monkey has a short tail. (true / false)



I can do
this!



I can move on
with little practice



I'm almost
there.



I need more
work on this.



I don't
understand
this.


Date: _____ Day: _____ Teacher's Sign: _____

PICTURE COMPOSITION

1. Read the sentences. 2. Color the picture.
3. Write another sentence to finish your story
4. Read the story back three times. ○○○○

I Like to Play

I like to play with my



I can do
this!



I can move on
with little practice



I'm almost
there.



I need more
work on this.




I don't
understand
this.

Date: _____ Day: _____ Teacher's Sign: _____

PICTURE COMPOSITION

Observe the pictures in order and finish the sentences.



Mona went to the beach.

First, She played in the _____

Then, She built _____

Last, She ate _____

She had fun.



I can do
this!



I can move on
with little practice



I'm almost
there.



I need more
work on this.



I don't
understand
this.

Date: _____ Day: _____ Teacher's Sign: _____

READING COMPREHENSION

I see a chef.

She has an oven.

She can make pizza.



1. I see _____
 a. a policeman b. a chef c. a banker

2. She has _____
 a. an oven b. a bike c. a dress

3. She can make _____
 a. a house b. spaghetti c. pizza



I can do
this!



I can move on
with little practice



I'm almost
there.



I need more
work on this.



I don't
understand
this.

Date: _____ Day: _____ Teacher's Sign: _____

READING COMPREHENSION

I can see a girl.
Her name is Julie.
She has a basket of eggs.
She is painting the eggs.



1. I can see _____
a. a girl b. a boy c. Ray
2. She has _____
a. a basket of oranges
b. a basket of apples
c. a basket of eggs
3. She is _____ the eggs.
a. selling b. painting c. breaking



I can do
this!



I can move on
with little practice



I'm almost
there.



I need more
work on this.




I don't
understand
this.

Date: _____ Day: _____ Teacher's Sign: _____

READING COMPREHENSION

James went to the hospital.
He saw an ambulance.
The ambulance was big.



1. James went to _____.
a. the bank b. the hospital c. the playground
2. He saw _____
a. an ambulance
b. a police car
c. a truck
3. The ambulance was _____
a. tall b. little c. big



I can do
this!



I can move on
with little practice



I'm almost
there.



I need more
work on this.




I don't
understand
this.

Date: _____ Day: _____ Teacher's Sign: _____

READING COMPREHENSION

Read the short passage and answer the question.

<h3>Fluffy the Cat</h3>	
<p>Fluffy is a cat. She likes to play. Fluffy can jump very high.</p>	

<p>What kind of animal is Fluffy?</p>	<p><input type="radio"/> dog</p> <p><input type="radio"/> cat</p>
<p>What does she like to do?</p>	<p><input type="radio"/> play</p> <p><input type="radio"/> jump</p>
<p>What can Fluffy do?</p>	<p><input type="radio"/> jump high</p> <p><input type="radio"/> walk</p>



I can do this!



I can move on with little practice



I'm almost there.



I need more work on this.



I don't understand this.

Date: _____ Day: _____ Teacher's Sign: _____

READING COMPREHENSION

Read the short passage and answer the question.



Happy Lion

I can see the lion.

He is happy.

He is funny.

The lion likes to dance.

1. I can see the _____.
a. lion b. cat c. tiger
2. He is _____.
a. sad b. happy c. lazy
3. The lion likes to _____.
a. dance b. sing c. run



I can do this!



I can move on with little practice



I'm almost there.



I need more work on this.



I don't understand this.

Date: _____ Day: _____ Teacher's Sign: _____

ALL ABOUT ME!

MY NAME IS...

Paste your picture here

MY AGE

MY BIRTHDAY

I AM A



Boy



Girl

MY FAVORITE COLOR

MY FAVORITE FOOD

I REALLY LIKE...



I can do this!



I can move on with little practice



I'm almost there.



I need more work on this.



I don't understand this.

Date: _____ Day: _____ Teacher's Sign: _____

LEARNING TO READ

Which animal is it? Read the sentences in each row. Look at the picture and check the box with the correct word. Write the correct word in each sentence.

The _____ likes to sit.

bear cat rabbit giraffe




The _____ slithers.

snake cow giraffe turtle




The _____ is standing.

alligator bear monkey




The _____ jumps.

ostrich kangaroo elephant



The _____ is barking.

lion dog zebra snail




I can do
this!



I can move on
with little practice



I'm almost
there.



I need more
work on this.



I don't
understand
this.

Date: _____ Day: _____ Teacher's Sign: _____

MISSING MIDDLE SOUNDS

Write the missing middle sound to complete all the words.

	h		t		z		p
	b		g		c		n
	h		n		s		n
	p		n		m		p
	r		t		p		n
	p		n		w		g
	t		b		n		t
	b		x		p		g



I can do this!



I can move on with little practice



I'm almost there.



I need more work on this.



I don't understand this.

Date: _____ Day: _____ Teacher's Sign: _____

SINGULAR / PLURAL

Change to the plural form.

singular	plural	singular	plural
chair		tree	
table		flower	
pencil		bear	
ruler		goat	
shoe		bicycle	
boy		eraser	
girl		egg	
book		orange	
cupboard		radio	
duster		computer	



I can do
this!



I can move on
with little practice



I'm almost
there.



I need more
work on this.













I don't
understand
this.

Date: _____ Day: _____ Teacher's Sign: _____

PICK THE BLEND

Chose the correct blend to complete the word

dr fr tr br cr	
 _____og	 _____uck
 _____um	 _____ush
 _____unk	 _____op
 _____uit	 _____ink
 _____ab	 _____ee



I can do
this!



I can move on
with little practice



I'm almost
there.



I need more
work on this.













I don't
understand
this.

Date: _____ Day: _____ Teacher's Sign: _____

FINISH THE WORD

Write the correct digraph to complete the word.

Blends bank: th , oh , wh , sh , ph

 _____ air	 _____ eep
 _____ umb	 _____ oto
 _____ ark	 _____ istle
 _____ erry	 _____ orn
 _____ eel	 _____ one



I can do
this!



I can move on
with little practice



I'm almost
there.



I need more
work on this.



I don't
understand
this.

Date: _____ Day: _____ Teacher's Sign: _____

SPRING WORD SEARCH

B	D	S	O	C	G	R	E	E	N
R	U	A	P	G	T	H	N	B	F
R	B	T	F	R	V	Q	E	E	E
A	Y	I	T	F	O	S	S	B	T
I	A	C	R	E	O	U	T	U	F
N	H	A	X	D	R	D	T	D	R
D	V	N	Y	L	S	F	I	S	O
L	A	D	Y	B	U	G	L	L	G
A	D	Y	W	Q	E	U	B	Y	S
E	M	C	O	L	O	R	F	U	L

rain	green	frog	buds
butterfly	ladybug	sprouts	birds
daffodils	colorful	nest	candy



I can do
this!



I can move on
with little practice



I'm almost
there.














I need more
work on this.



I don't
understand
this.

Date: _____ Day: _____ Teacher's Sign: _____

THIS OR THAT

1.	_____ is	→		
2.	_____ is	→		
3.	_____ is an	→		
4.	_____ is	→		
5.	_____ is a mouse.	→		
6.	_____ is an	→		
7.	_____ is	→		
8.	_____ is	→		
9.	_____ is my	→		
10.	_____ is	→		



I can do
this!



I can move on
with little practice



I'm almost
there.



I need more
work on this.






I don't
understand
this.



Date: _____ Day: _____ Teacher's Sign: _____

A STORY



Complete the story by filling in the missing letters. The picture


One day the  s__n was shining. The



 d__g was sleeping. The  c__t was

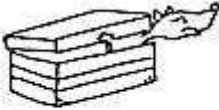

sleeping. But the  h__n saw a  f__x.

“Help! Help!” she cried.

The  __at and the  __og

hid in a  b__n. The  __en flew

into a  h__t. The  fo__ jumped

into a  b____, and the  ____n

went on shining.



I can do this!



I can move on with little practice



I'm almost there.



I need more work on this.


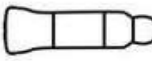
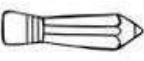




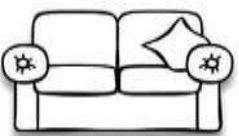


I don't understand this.

Date: _____ Day: _____ Teacher's Sign: _____

DIGRAPHS

Color the picture. Dab the digraph. Write the missing sound.

 Color	 Dab	 Write
	<div style="display: flex; justify-content: space-around; align-items: center;"> <div style="border: 1px solid blue; border-radius: 50%; width: 40px; height: 40px; display: flex; align-items: center; justify-content: center;">t</div> <div style="border: 1px solid blue; border-radius: 50%; width: 40px; height: 40px; display: flex; align-items: center; justify-content: center;">c</div> <div style="border: 1px solid blue; border-radius: 50%; width: 40px; height: 40px; display: flex; align-items: center; justify-content: center;">sh</div> </div>	tra _____
	<div style="display: flex; justify-content: space-around; align-items: center;"> <div style="border: 1px solid blue; border-radius: 50%; width: 40px; height: 40px; display: flex; align-items: center; justify-content: center;">t</div> <div style="border: 1px solid blue; border-radius: 50%; width: 40px; height: 40px; display: flex; align-items: center; justify-content: center;">c</div> <div style="border: 1px solid blue; border-radius: 50%; width: 40px; height: 40px; display: flex; align-items: center; justify-content: center;">sh</div> </div>	too _____
	<div style="display: flex; justify-content: space-around; align-items: center;"> <div style="border: 1px solid blue; border-radius: 50%; width: 40px; height: 40px; display: flex; align-items: center; justify-content: center;">t</div> <div style="border: 1px solid blue; border-radius: 50%; width: 40px; height: 40px; display: flex; align-items: center; justify-content: center;">c</div> <div style="border: 1px solid blue; border-radius: 50%; width: 40px; height: 40px; display: flex; align-items: center; justify-content: center;">sh</div> </div>	ba _____
	<div style="display: flex; justify-content: space-around; align-items: center;"> <div style="border: 1px solid blue; border-radius: 50%; width: 40px; height: 40px; display: flex; align-items: center; justify-content: center;">t</div> <div style="border: 1px solid blue; border-radius: 50%; width: 40px; height: 40px; display: flex; align-items: center; justify-content: center;">c</div> <div style="border: 1px solid blue; border-radius: 50%; width: 40px; height: 40px; display: flex; align-items: center; justify-content: center;">sh</div> </div>	bru _____
	<div style="display: flex; justify-content: space-around; align-items: center;"> <div style="border: 1px solid blue; border-radius: 50%; width: 40px; height: 40px; display: flex; align-items: center; justify-content: center;">t</div> <div style="border: 1px solid blue; border-radius: 50%; width: 40px; height: 40px; display: flex; align-items: center; justify-content: center;">c</div> <div style="border: 1px solid blue; border-radius: 50%; width: 40px; height: 40px; display: flex; align-items: center; justify-content: center;">sh</div> </div>	cou _____



I can do
this!



I can move on
with little practice



I'm almost
there.



I need more
work on this.


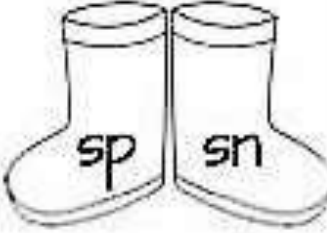







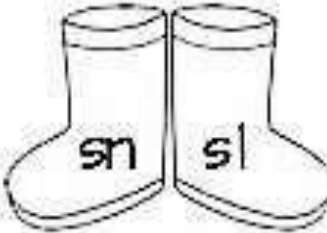



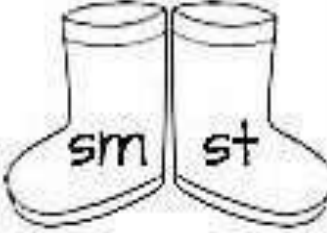




I don't
understand
this.

Date: _____ Day: _____ Teacher's Sign: _____

"S BLENDS"

Color the boot with the correct blend and write it on the line.

 _____ail 	 _____arf 
 _____unk 	 _____oon 
 _____ow 	 _____orm 
 _____ar 	 _____eater 



I can do
this!



I can move on
with little practice



I'm almost
there.



I need more
work on this.



I don't
understand
this.

Date: _____ Day: _____ Teacher's Sign: _____

GUMBALL WORDS

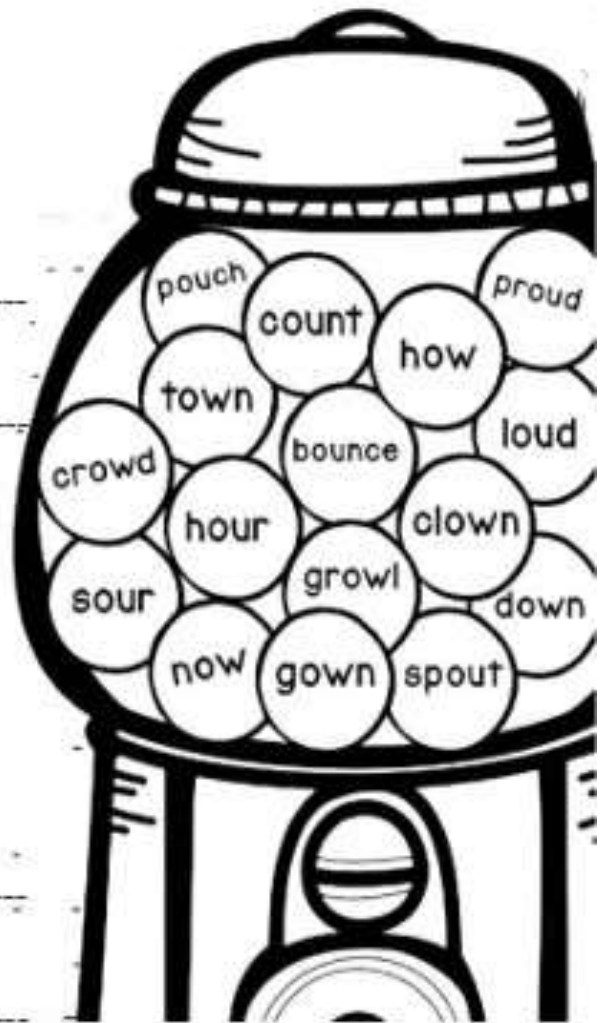
Choose a gumball and read the word. Color the gumball and write the word under the correct letter team.

"ou" words

- | | |
|---------|---------|
| 1 _____ | 2 _____ |
| 3 _____ | 4 _____ |
| 5 _____ | 6 _____ |
| 7 _____ | 8 _____ |

"ow" words

- | | |
|---------|---------|
| 1 _____ | 2 _____ |
| 3 _____ | 4 _____ |
| 5 _____ | 6 _____ |
| 7 _____ | 8 _____ |



I can do this!



I can move on with little practice



I'm almost there.



I need more work on this.








I don't understand this.

Date: _____ Day: _____ Teacher's Sign: _____

DAYS OF THE WEEK

What day comes next / before?

1		Wednesd	Thursda	
2			Friday	Saturday
3		Sunday		Tuesday
4			Tuesday	Wednesd
5		Friday		Sunday



I can do this!



I can move on with little practice



I'm almost there.



I need more work on this.




I don't understand this.

Date: _____ Day: _____ Teacher's Sign: _____

SENTENCE BUILDING

Use the words below to build a sentence. Write the sentence
2-4



INSTITUTE OF LEARNING
AND MENTORSHIP

FOCUSSED



I can do
this!



I can move on
with little practice



I'm almost
there.



I need more
work on this.



I don't
understand
this.

Date: _____ Day: _____ Teacher's Sign: _____

PICTURE COMPOSITION

Write few sentences for the picture below.



INSTITUTE OF LEARNING
AND MENTORSHIP

FOCUSSED LEARNING



**I can do
this!**



**I can move on
with little practice**



**I'm almost
there.**



**I need more
work on this.**



**I don't
understand
this.**



INSTITUTE OF LEARNING
AND MENTORSHIP

Certification on Completion of the Book




_____ of Class _____ has completed
this book with great efforts and great achievement.

Teacher's Signature: _____ Date: _____



Bibliography



The development of the English was a collaborative effort. The content was rewritten, edited, and developed by Rabya Khan of ILM. Over 200 preschool curricula were reviewed by a team of six ILM staff members to write this workbook. The following reference were used;

- www.wonkeedonkeetools.pk (Richard Burbidge)
- www.enchantedlearningcom (Jeananda Col, Mitchell Inspector)
- www.abcteach.com (E.B White)
- www.pinterest.com (Ben Silbermann (CEO) Todd Morgenfeld (CFO))
- www.teacherspayteachers.com (Paul Edelman)
- www.rivetedworking.com (Simon Teen)
- www.k5learning.com (Duplin County)
- www.dengarden.com (Angela Michelle Schultz)
- www.en.iscollectie.com (Adam and Peter)





ABOUT THE WORKBOOK

This book presents the facts and the knowledge in a long long lasting memorable fasion. The information presented has been carefully researched by the academic team of ILM.