

ilm

STEM
FOCUSED SCHOOL

places

countries

calender

exploration

family

emotions

oceans

spelling

Knowledge is Power

A General Knoledge Book
for Kindergarten





INSTITUTE OF LEARNING
AND MENTORSHIP





General Knowledge Workbook

Name: _____

Grade: _____

TABLE OF CONTENTS

TOPICS	Page No
GLOBE AND WORLD MAP	
• Quiz	03
• Label the part & color it	04
• Explore & color the map	05
CONTINENTS	
• Quiz	06
• Label & color	07
• Label the continents of the world	08
OCEANS	
• Quiz	09
• Color the ocean of the world	10
• Label the ocean of the world	11
COUNTRIES	
• Read and Color	12
• Write the name of any 10 countries	13
PAKISTAN	
• Quiz 14	-15
• Explore the map of Pakistan & color it.	16
• Label the 5 provinces	17
LANDFORMS & WATERFORMS	
• Quiz	18
• Color the landforms	19
• Write the correct name of each landform	20
• Color the picture	21
SEASON	
• Quiz	22
• Match the picture	23
• Unscramble the 39	24
• Write the name of the season	25

TABLE OF CONTENTS

TOPICS	Page No
TRANSPORTATION	
• Quiz	26
• Match the word with the picture	27
• Where do they move? 28	-29
• Complete the sentences	30
DINOSAURS	
• Quiz	31
• Write the name of the dinosaurs	32
• Match the pictures	33
• Match the pictures that looks same	34
FRUITS AND VEGETABLES	
• Quiz	35
• Circle the correct answers	36
• Find the fruits name	37
• Identify the fruit and write	38
• Match the names of fruits & vegetables	39
• Trace the names of the following vegetables	40
DAYS OF THE WEEK	
• Read & color	41
• Fill in the missing letters	42
• Trace & write the days	43
MONTHS OF THE YEAR	
• Read the names of the months	44
• Find the names of the months	45
• Trace and write the months	46
COMMUNITY HELPERS	
• Quiz	47
• Circle the people whose job is to care for other	49
• Match the following picture	50
• Identify and check mark the correct professions	51
• Reading a Map	52

Practice Worksheet

Date: _____ Day: _____ Teacher's Sign: _____

GLOBE AND WORLD MAP

(QUIZ)

1. What is a globe?
 - A globe is a model of earth.
2. What does a globe show?
 - A globe shows land and water.
3. What is the use of a globe.?
 - It is used to locate place, see sea route, air route, etc.
4. What is a world map?
 - A world map is a drawing of all or part of Earth's surface.
5. What is the use of a world map?
 - A world map is used to show locations of landforms, water-forms and cities.



I can do
this!



I can move on
with little practice



I'm almost
there.



I need more
work on this.




I don't
understand
this.

Practice Worksheet

Date: _____ Day: _____ Teacher's Sign: _____

GLOBE AND WORLD MAP

Label the parts of a globe and color it.



I can do
this!



I can move on
with little practice



I'm almost
there.



I need more
work on this.



I don't
understand
this.

Practice Worksheet

Date: _____ Day: _____ Teacher's Sign: _____

GLOBE AND WORLD MAP

Label the parts of a globe and color the globe.



I can do
this!



I can move on
with little practice



I'm almost
there.



I need more
work on this.



I don't
understand
this.

Practice Worksheet

Date: _____ Day: _____ Teacher's Sign: _____

CONTINENTS

(QUIZ)

1. What is a continent?

- A continent is a large solid area of land.

2. Name the seven continents of the world.

- The 7 continents of the world are North America, South America, Antarctica, Europe, Asia, Africa, and Australia.

3. Which is the largest continent of the world?

- Asia is the largest continent of the world.

4. Which is the smallest continent of the world?

- Australia is the world's smallest continent.

5. What continent is the coldest?

- Antarctica is the coldest of Earth's continents.

6. What is the hottest continent?

- Africa is the hottest of Earth's continents.



I can do
this!



I can move on
with little practice



I'm almost
there.



I need more
work on this.



I don't
understand
this.

Practice Worksheet

Date: _____ Day: _____ Teacher's Sign: _____

CONTINENTS

Label and color each continent listed below:

AFRICA = red

ASIA = yellow

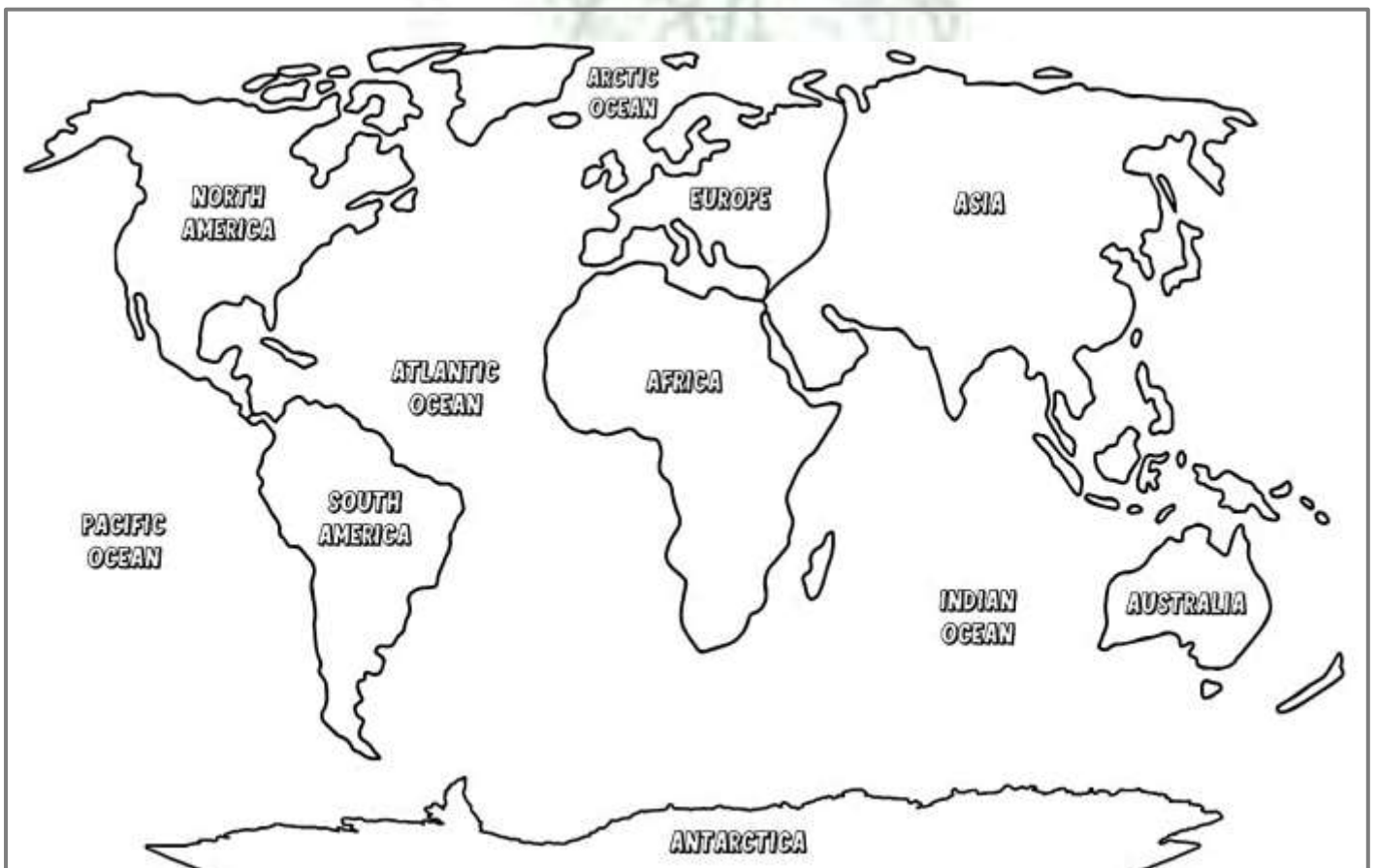
EUROPE = orange

AUSTRALIA = purple

NORTH AMERICA = dark green

SOUTH AMERICA = light green

ANTARCTICA = grey



I can do
this!



I can move on
with little practice



I'm almost
there.



I need more
work on this.



I don't
understand
this.

Practice Worksheet

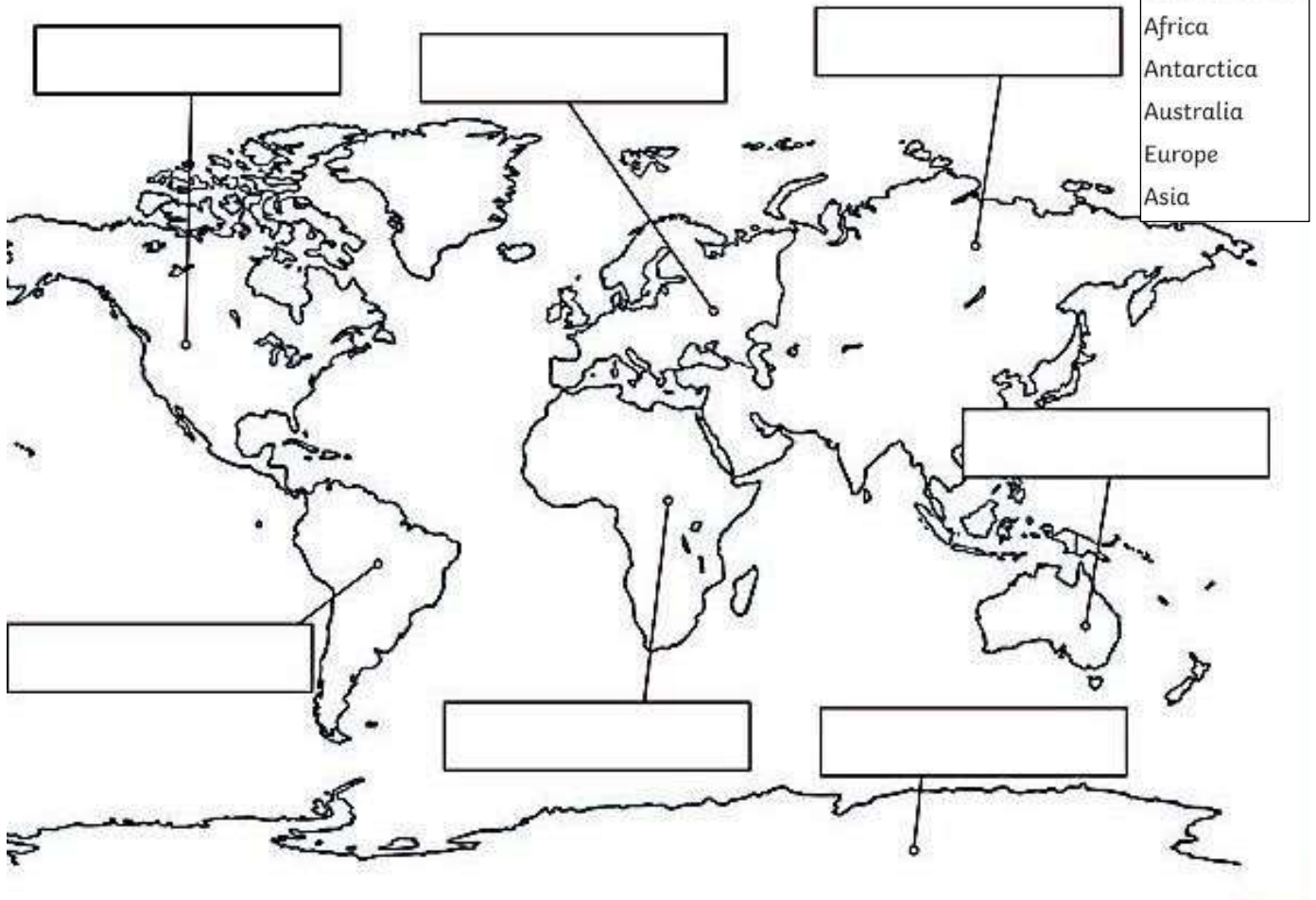
Date: _____ Day: _____ Teacher's Sign: _____

CONTINENTS

Label the continents of the world in the map shown below.

The Seven Continents of the World

Word Bank
 North America
 South America
 Africa
 Antarctica
 Australia
 Europe
 Asia



I can do
this!



I can move on
with little practice



I'm almost
there.



I need more
work on this.



I don't
understand
this.

Practice Worksheet

Date: _____ Day: _____ Teacher's Sign: _____

CONTINENTS OF THE WORLD

1. What is a Continent?

2. How many Continents are in the world?

3. Which is the largest continent in the world?

4. Which is the smallest continent in the world?

5. Name the seven continents of the world?



I can do
this!



I can move on
with little practice



I'm almost
there.



I need more
work on this.



I don't
understand
this.

Practice Worksheet

Date: _____ Day: _____ Teacher's Sign: _____

OCEANS

(QUIZ)

1. What is an ocean?
 - An ocean is a large area of water between continents.
2. Name the five oceans of the world.
 - The Arctic, Atlantic, Indian, Pacific and Southern.
3. Which is the largest ocean in the world?
 - Pacific Ocean is the largest ocean in the world.
4. Which is the smallest ocean of the world?
 - Arctic ocean is the smallest ocean of the world.
5. How many oceans are there in Pakistan?
 - Arabian sea is the only ocean in Pakistan.



I can do
this!



I can move on
with little practice



I'm almost
there.



I need more
work on this.



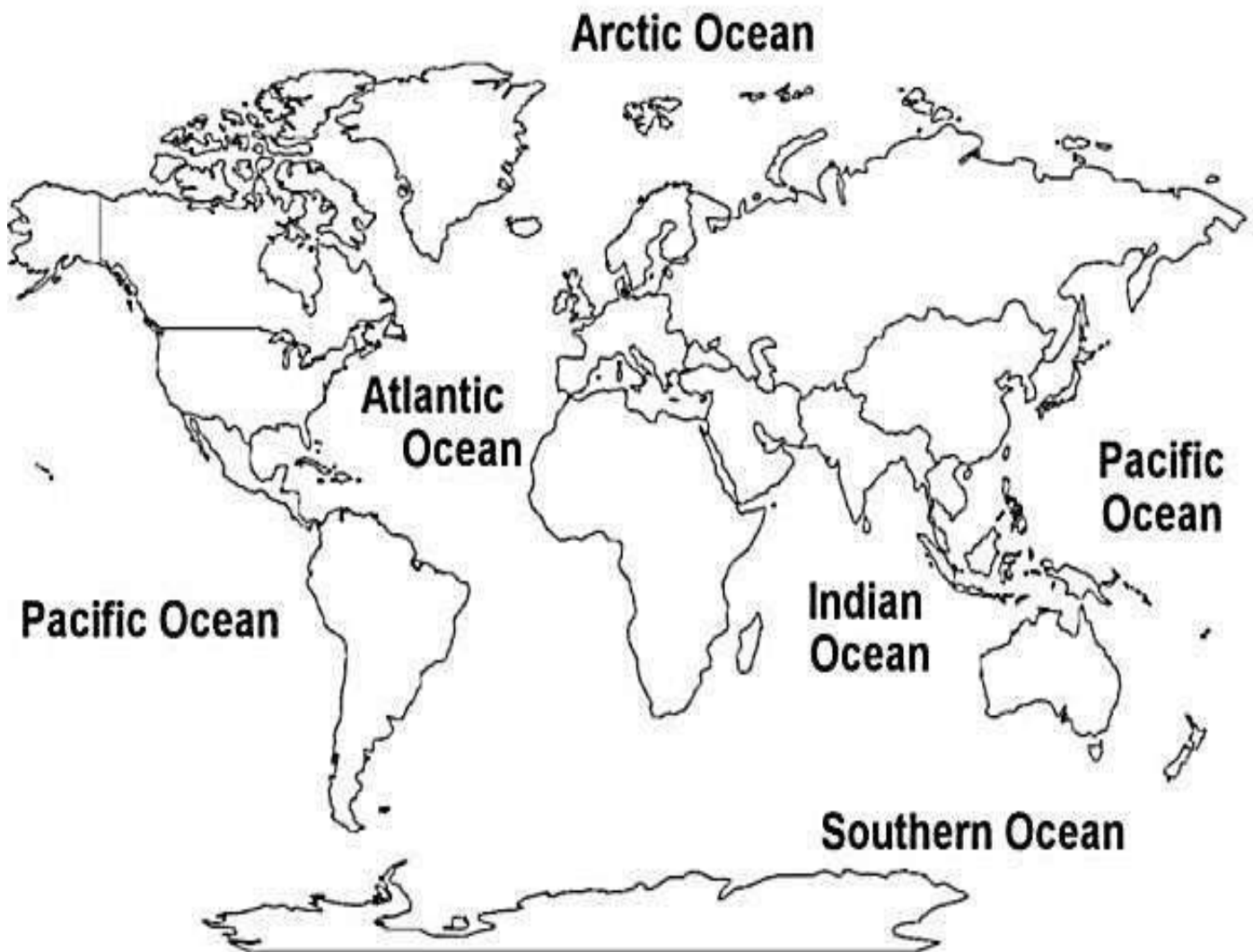
I don't
understand
this.

Practice Worksheet

Date: _____ Day: _____ Teacher's Sign: _____

OCEANS

Color the oceans of the world.



I can do
this!



I can move on
with little practice



I'm almost
there.



I need more
work on this.



I don't
understand
this.

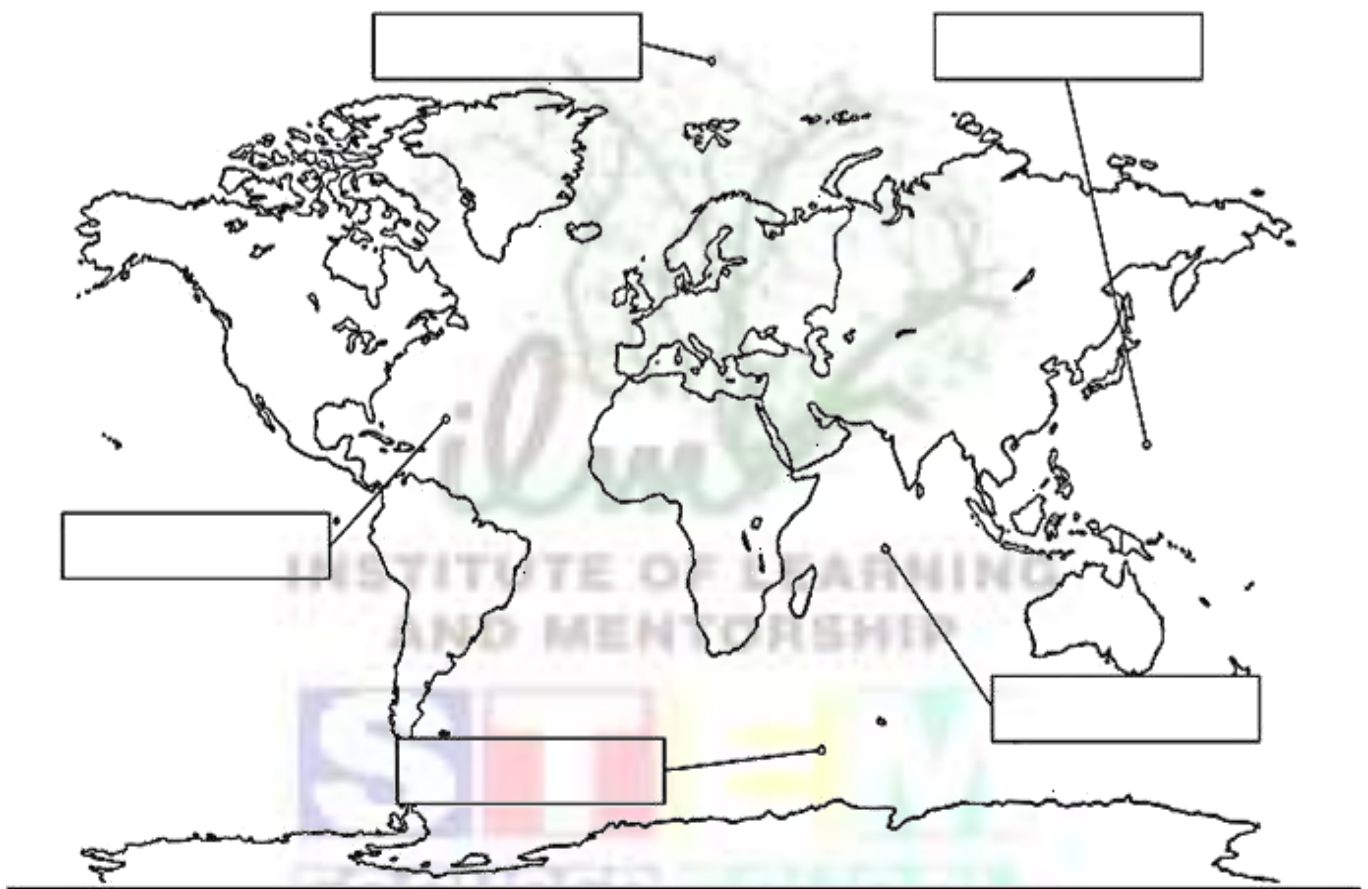
Practice Worksheet

Date: _____ Day: _____ Teacher's Sign: _____

OCEANS

Label the oceans of the world in the map shown below.

The Five Oceans of the World



I can do
this!



I can move on
with little practice



I'm almost
there.



I need more
work on this.



I don't
understand
this.

Practice Worksheet

Date: _____ Day: _____ Teacher's Sign: _____

COUNTRIES

Read and color the names of any 10 countries of the world.



FOCUSED ENTHUSIA



I can do
this!



I can move on
with little practice



I'm almost
there.



I need more
work on this.



I don't
understand
this.

Practice Worksheet

Date: _____ Day: _____ Teacher's Sign: _____

COUNTRIES

Write the names of any 10 countries of the world. Write the capitals of each of them.

COUNTRIES

CAPITALS

_____	_____
_____	_____
_____	_____
_____	_____
_____	_____
_____	_____
_____	_____
_____	_____
_____	_____
_____	_____



I can do this!



I can move on with little practice



I'm almost there.



I need more work on this.



I don't understand this.

Practice Worksheet

Date: _____ Day: _____ Teacher's Sign: _____

PAKISTAN (QUIZ)

1. What is the name of our country?
 - Pakistan
2. What is the national language of Pakistan?
 - Urdu
3. What is our national dress?
 - Shalwar Qameez
4. Who is the founder of Pakistan?
 - Quid-e-Azam, Muhammad Ali Jinnah
5. Who is our national poet?
 - Allama Iqbal
6. Which is our national game?
 - Hockey
7. How many provinces does Pakistan have?
 - Pakistan has four provinces.
8. Name the five provinces of Pakistan.
 - Punjab, Sindh, Baluchistan, Khaibar Pakhtunkhwa..
9. When Pakistan did come into being?
 - Pakistan into being on August 14, 1947.
10. When do we celebrate Pakistan Day?
 - We celebrate Pakistan Day on 23rd March every year.



I can do
this!



I can move on
with little practice



I'm almost
there.



I need more
work on this.



I don't
understand
this.

Practice Worksheet

Date: _____ Day: _____ Teacher's Sign: _____

PAKISTAN

Explore the map of Pakistan and color it.



I can do
this!



I can move on
with little practice



I'm almost
there.



I need more
work on this.



I don't
understand
this.

Practice Worksheet

Date: _____ Day: _____ Teacher's Sign: _____

OUR COUNTRY PAKISTAN

Explore the map of Pakistan. Label the 4 provinces and color the map.



I can do
this!



I can move on
with little practice



I'm almost
there.



I need more
work on this.



I don't
understand
this.

Practice Worksheet

Date: _____ Day: _____ Teacher's Sign: _____

OUR COUNTRY PAKISTAN

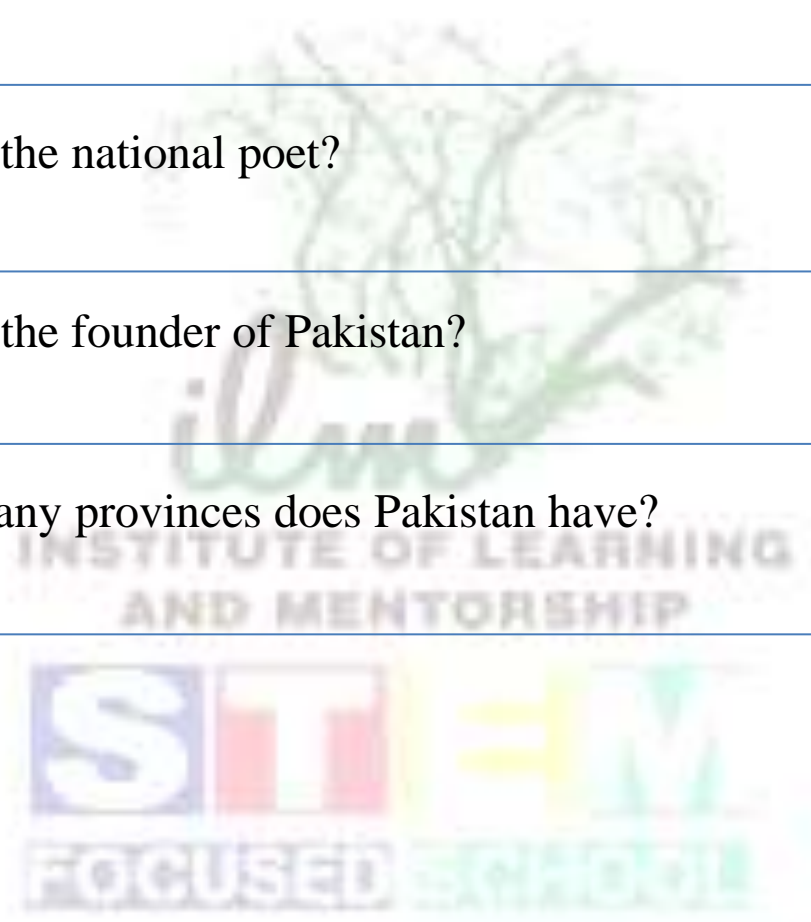
1. What is the name of our country?

2. What is the national language of Pakistan?

3. Who is the national poet?

4. Who is the founder of Pakistan?

5. How many provinces does Pakistan have?



I can do this!



I can move on with little practice



I'm almost there.



I need more work on this.



I don't understand this.

Practice Worksheet

Date: _____ Day: _____ Teacher's Sign: _____

LANDFORMS AND WATERFORMS

(QUIZ)

1. What are landforms?

- Landforms are the natural features of the surface of Earth.

2. Give some examples of landforms.

- Mountains, plains, plateaus and hills.

3. What are water forms?

- A Water Form is the part of the Earth that is water.

4. Give some examples of water forms.

- Oceans
- Seas
- Lakes
- rivers
- canals.



I can do
this!



I can move on
with little practice



I'm almost
there.



I need more
work on this.






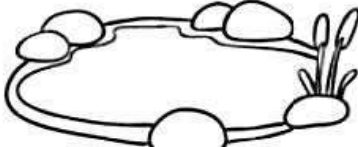


I don't
understand
this.

Practice Worksheet

Date: _____ Day: _____ Teacher's Sign: _____

LANDFORMS AND WATERFORMS

Color the landforms. Write the scrambled words correctly.

	bchea	_____
	ciffl	_____
	onycan	_____
	pndo	_____
	landis	_____
	cvae	_____



I can do
this!



I can move on
with little practice



I'm almost
there.



I need more
work on this.



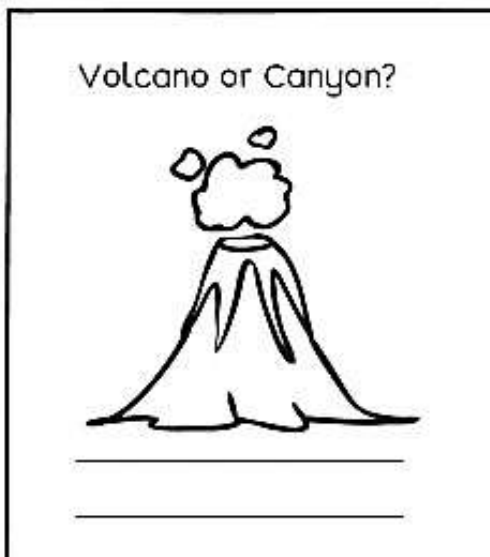



I don't
understand
this.

Practice Worksheet

Date: _____ Day: _____ Teacher's Sign: _____

LANDFORMS AND WATERFORMS

Color the landforms. Write the correct name of each landform



I can do
this!



I can move on
with little practice



I'm almost
there.



I need more
work on this.



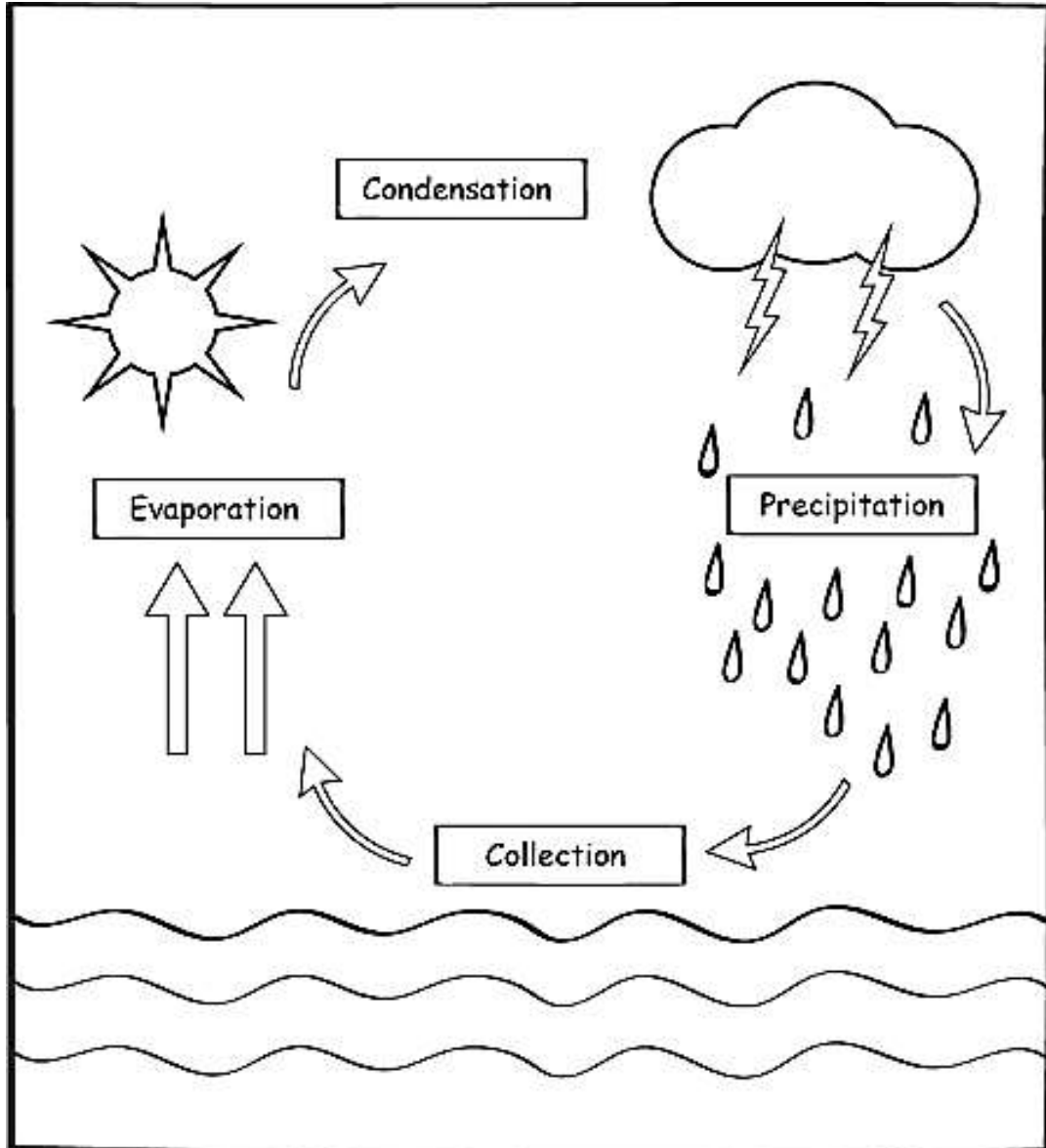
I don't
understand
this.

Practice Worksheet

Date: _____ Day: _____ Teacher's Sign: _____

LANDFORMS AND WATERFORMS

Color the picture. Talk about the picture.



I can do
this!



I can move on
with little practice



I'm almost
there.



I need more
work on this.



I don't
understand
this.

Practice Worksheet

Date: _____ Day: _____ Teacher's Sign: _____

SEASONS

(QUIZ)

1. How many seasons are there in a year?
 - There are four seasons in a year.
2. Name the four seasons?
 - Spring, summer, autumn, winter
3. In which season do we wear warm clothes?
 - We wear warm clothes in winter.
4. In which season do we sit under the shade?
 - We sit under the shade in summer.
5. Name three fruits that we eat in summer season.
 - Mango, Melon, Water-melon, Grapes
6. Name three fruits that we eat in winter.
 - Orange, Apple, Apricot
7. In which season do we eat ice-cream?
 - We eat ice-cream in summer.



I can do
this!



I can move on
with little practice



I'm almost
there.



I need more
work on this.



I don't
understand
this.

Practice Worksheet

Date: _____ Day: _____ Teacher's Sign: _____

SEASONS

Draw lines to match the pictures to the seasons.



Spring



Summer



Fall



Winter



I can do
this!



I can move on
with little practice



I'm almost
there.



I need more
work on this.



I don't
understand
this.

Practice Worksheet

Date: _____ Day: _____ Teacher's Sign: _____

SEASONS

Unscramble the following words and write the correct spellings of the seasons.

iwtern



gnrips



ermms



alfl





I can do
this!



I can move on
with little practice



I'm almost
there.



I need more
work on this.




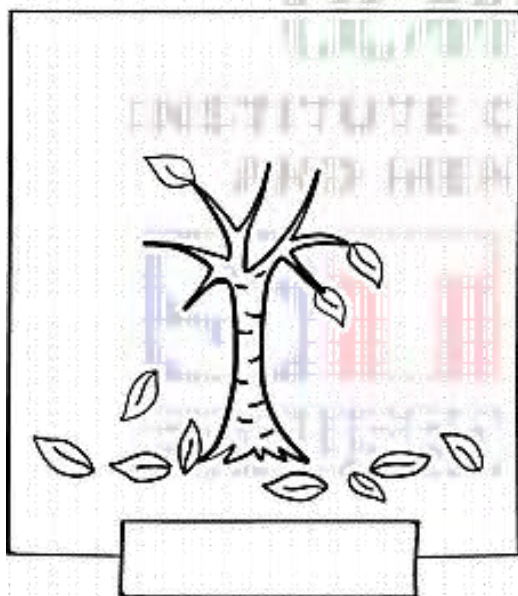


I don't
understand
this.

Practice Worksheet

Date: _____ Day: _____ Teacher's Sign: _____

SEASONS

Write the names of the seasons shown in the boxes below.



I can do
this!



I can move on
with little practice



I'm almost
there.



I need more
work on this.



I don't
understand
this.

Practice Worksheet

Date: _____ Day: _____ Teacher's Sign: _____

TRANSPORTATION (QUIZ)

1. Which transport has two wheels?
 - Bicycle and motorbike have two wheels.
2. Which transports do not use fuel?
 - Donkey Cart, Bicycle
3. Which transports fly in the air?
 - Aero planes fly in the air.
4. What is called the person who drives a vehicle?
 - He is called a driver.
5. Which transport moves on water?
 - Ship and boats move on water
6. How many wheels does a car have?
 - 4.
7. Which transport is used to carry heavy loads?
 - Truck is used to carry heavy loads.



I can do
this!



I can move on
with little practice



I'm almost
there.



I need more
work on this.












I don't
understand
this.

Practice Worksheet

Date: _____ Day: _____ Teacher's Sign: _____

TRANSPORTATION

Color the objects that can take you from one place to another.



I can do
this!



I can move on
with little practice



I'm almost
there.



I need more
work on this.



I don't
understand
this.

Practice Worksheet

Date: _____ Day: _____ Teacher's Sign: _____

TRANSPORTATION

Where do they move? Match the words with the pictures.

A collection of transportation-related illustrations including a horse-drawn cart, a helicopter, a car, a blimp, a boat, a motorcycle, a train, a van, a sailboat, a rocket, an airplane, a submarine, and a bicycle. In the center are three ovals labeled 'Air', 'Water', and 'Land'.



I can do this!



I can move on with little practice



I'm almost there.



I need more work on this.




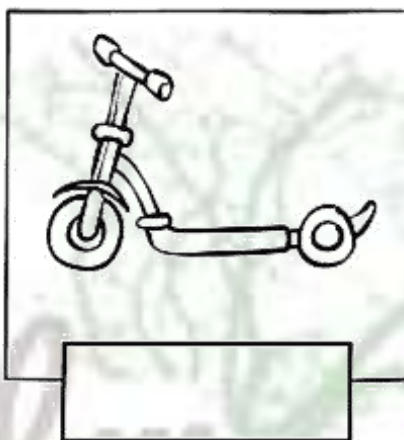
I don't understand this.

Practice Worksheet

Date: _____ Day: _____ Teacher's Sign: _____

TRANSPORTATION

Where do they move? Write 'air', 'water' or 'land' in the boxes below them.



I can do
this!



I can move on
with little practice



I'm almost
there.



I need more
work on this.



I don't
understand
this.

Practice Worksheet

Date: _____ Day: _____ Teacher's Sign: _____

TRANSPORTATION

Use the key words below to complete the sentences.

Train sky car truck land bicycle
Rocket ship plane water



A _____ moves on _____



A _____ moves in the _____



A _____ moves on _____



A _____ moves on _____



A _____ moves on _____



I can do
this!



I can move on
with little practice



I'm almost
there.



I need more
work on this.



I don't
understand
this.

Practice Worksheet

Date: _____ Day: _____ Teacher's Sign: _____

DINOSAURS

(QUIZ)

1. What is a dinosaur?
 - Dinosaur is a huge reptile that used to live 234-233 millions years ago.
2. Which animals are closest to dinosaurs?
 - Birds and crocodiles.
3. What type of skin do dinosaurs have?
 - They have bumpy and scaly skin.
4. What do dinosaurs eat?
 - They eat grass and meat.
5. Why did dinosaurs die?
 - They died because of climatic change.



I can do
this!



I can move on
with little practice



I'm almost
there.



I need more
work on this.



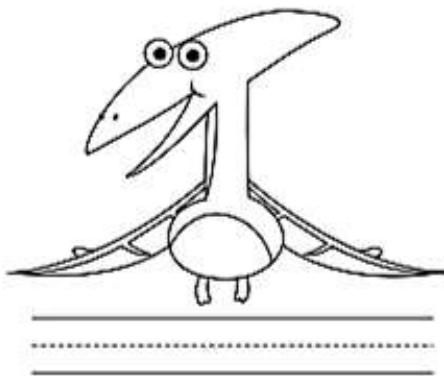


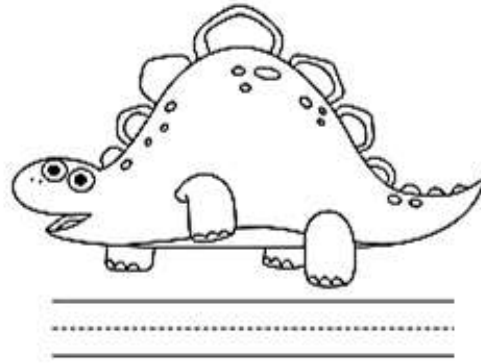

I don't
understand
this.

Practice Worksheet

Date: _____ Day: _____ Teacher's Sign: _____

DINOSAURS

Write the names of dinosaurs. Color the dinosaurs.



- brachiosaurus
- pterodactyl
- tyrannosaurus rex
- triceratops



I can do this!



I can move on with little practice



I'm almost there.



I need more work on this.



I don't understand this.

Practice Worksheet

Date: _____ Day: _____ Teacher's Sign: _____

DINOSAURS

Write the correct names below the pictures.

Tyrannosaurus Velociraptor Triceratops
Stegosaurus Pterodactyl Brachiosaurus















I can do this!



I can move on with little practice



I'm almost there.



I need more work on this.



I don't understand this.

Practice Worksheet

Date: _____ Day: _____ Teacher's Sign: _____

DINOSAURS

Match the dinosaurs that look same.



I can do
this!



I can move on
with little practice



I'm almost
there.



I need more
work on this.



I don't
understand
this.

Practice Worksheet

Date: _____ Day: _____ Teacher's Sign: _____

FRUITS AND VEGETABLES

(QUIZ)

1. Name five fruits

- Mango, banana, apple, orange, grapes

2. Name five vegetables

- Tomato, potato, onion, carrot, radish

3. Which fruit is called the king of fruits?

- Mango is called the king of fruits.

4. Which fruit do you like the best?

- I like _____ the best.

5. Which vegetable do you like the best?

- I like _____ the best.

6. What is the colour of strawberry?

- The colour of strawberry is red.

7. Which vegetable is like finger?

- Lady finger



I can do
this!



I can move on
with little practice



I'm almost
there.



I need more
work on this.



I don't
understand
this.

Practice Worksheet

Date: _____ Day: _____ Teacher's Sign: _____

FRUITS AND VEGETABLES

Circle the correct answers.

Which fruit do you



Papaya



yes

no

Guava



yes

no

Pineapple



yes

no

Kiwi



yes

no

Star fruit



yes

no

Mango



yes

no

Coconut



yes

no



I can do
this!



I can move on
with little practice



I'm almost
there.



I need more
work on this.



I don't
understand
this.

Practice Worksheet

Date: _____ Day: _____ Teacher's Sign: _____

FRUITS AND VEGETABLES

Find the fruit words in the given puzzle and write down their names shown below.



P	A	P	A	Y	A	D	Q	A	V
C	U	R	E	A	P	A	Z	S	R
H	M	M	A	S	T	E	T	Y	L
E	A	P	P	L	E	H	A	K	E
R	N	U	C	K	A	B	E	R	M
R	G	J	X	P	I	V	A	N	O
Y	O	B	A	N	A	N	A	V	N
A	E	R	O	S	J	L	G	O	U
A	L	B	Q	G	R	A	P	E	S
O	R	A	N	G	E	T	N	Z	C



I can do
this!



I can move on
with little practice



I'm almost
there.



I need more
work on this.










I don't
understand
this.

Practice Worksheet

Date: _____ Day: _____ Teacher's Sign: _____

FRUITS AND VEGETABLES

Identify the fruit and write down the taste you felt.

 _____	
 _____	
 _____	
 _____	
 _____	
 _____	
 _____	



**I can do
this!**



**I can move on
with little practice**



**I'm almost
there.**



**I need more
work on this.**



**I don't
understand
this.**

Practice Worksheet

Date: _____ Day: _____ Teacher's Sign: _____

FRUITS AND VEGETABLES

Match the names of fruits and vegetables below.

broccoli

grapes

mushroom


orange

watermelo

carrot

celery

pepper



fruit

vegetable

fruit

vegetable

fruit

vegetable

fruit

vegetable

fruit

vegetable

fruit

vegetable

fruit

vegetable

fruit

vegetable



I can do
this!



I can move on
with little practice



I'm almost
there.



I need more
work on this.



I don't
understand
this.

Practice Worksheet

Date: _____ Day: _____ Teacher's Sign: _____

FRUITS AND VEGETABLES

Trace the names of the following vegetables.



Carrots



Tomato



Potatoes



Lettuce



Onions



Eggplant



Broccoli



Lemon



I can do
this!



I can move on
with little practice



I'm almost
there.



I need more
work on this.



I don't
understand
this.

Practice Worksheet

Date: _____ Day: _____ Teacher's Sign: _____

FRUITS AND VEGETABLES

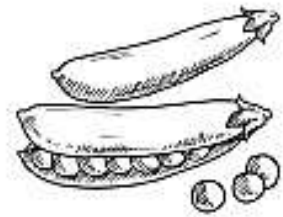
Trace the names of the following vegetables.



Spinach



Corn



Peas



Cucumber



Pumpkin



Cabbage



Capicum



Cilantro



I can do
this!



I can move on
with little practice



I'm almost
there.



I need more
work on this.



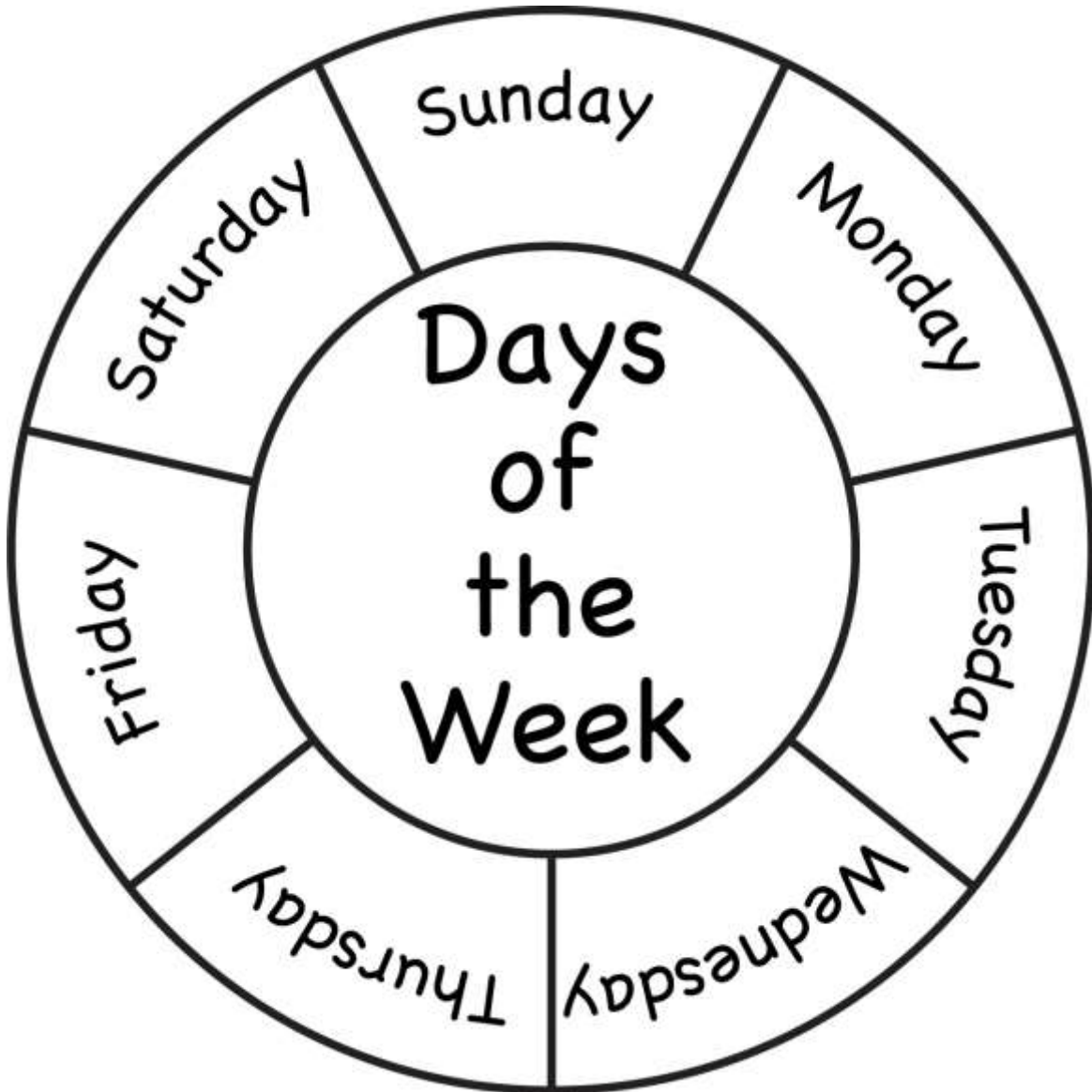
I don't
understand
this.

Practice Worksheet

Date: _____ Day: _____ Teacher's Sign: _____

DAYS OF THE WEEK

Read and color the days of the week names.



I can do
this!



I can move on
with little practice



I'm almost
there.



I need more
work on this.



I don't
understand
this.

Practice Worksheet

Date: _____ Day: _____ Teacher's Sign: _____

DAYS OF THE WEEK

Trace and write the seven days of the week.

Monday	Monday	
Tuesday	Tuesday	
Wednesday	Wednesday	
Thursday	Thursday	
Friday	Friday	
Saturday	Saturday	
Sunday	Sunday	



I can do
this!



I can move on
with little practice



I'm almost
there.



I need more
work on this.



I don't
understand
this.

Practice Worksheet

Date: _____ Day: _____ Teacher's Sign: _____

MONTHS OF THE YEAR

Read the names of the months and color the caterpillar.

MONTHS OF THE YEAR



I can do
this!



I can move on
with little practice



I'm almost
there.



I need more
work on this.



I don't
understand
this.

Practice Worksheet

Date: _____ Day: _____ Teacher's Sign: _____

MONTHS OF THE YEAR

Find the names of the twelve months in the given cross puzzle.

January	J	A	N	U	A	R	Y	X	N	H
February	U	G	I	X	P	W	Z	B	O	Q
March	N	O	R	Z	R	S	D	Z	V	A
April	E	Y	P	A	I	Z	E	X	E	U
May	V	X	J	U	L	Y	C	M	M	G
June	M	A	R	C	H	Q	E	A	B	U
July	Z	Q	L	A	W	V	M	Y	E	S
August	S	E	P	T	E	M	B	E	R	T
September	H	O	C	T	O	B	E	R	N	W
October	F	E	B	R	U	A	R	Y	C	H
November										
December										

FOCUSED ENGLISH



I can do this!



I can move on with little practice



I'm almost there.



I need more work on this.



I don't understand this.

Practice Worksheet

Date: _____ Day: _____ Teacher's Sign: _____

MONTHS OF THE YEAR

Trace and write the months of the year.

January	January	
February	February	
March	March	
April	April	
May	May	
June	June	
July	July	
August	August	
September	September	
October	October	
November	November	
December	December	



I can do
this!



I can move on
with little practice



I'm almost
there.



I need more
work on this.



I don't
understand
this.

Practice Worksheet

Date: _____ Day: _____ Teacher's Sign: _____

COMMUNITY HELPERS

(QUIZ)

1. Who treats the patients?
 - Doctor treats the patients.
2. Who teaches at a school?
 - A teachers teaches at a school.
3. What is called the man who runs a shop?
 - He is called shopkeeper.
4. Who controls the traffic?
 - Traffic police.
5. What is the doctor of teeth called?
 - He is called dentist.
6. Who repairs machines?
 - A mechanic repairs machines.
7. What is called the person who sews our clothes?
 - He is called a tailor.



I can do
this!



I can move on
with little practice



I'm almost
there.



I need more
work on this.



I don't
understand
this.

Practice Worksheet

Date: _____ Day: _____ Teacher's Sign: _____

COMMUNITY HELPERS

Circle the people whose job is to care for others.



Firefighter



Singer



Teacher



Scientist




Doctor



Police Officer



Carpenter



Postman



Painter



Babysitter



Nurse



Farmer



I can do
this!



I can move on
with little practice



I'm almost
there.



I need more
work on this.



I don't
understand
this.

Practice Worksheet

Date: _____ Day: _____ Teacher's Sign: _____

COMMUNITY HELPERS

Match the following pictures with their correct professions.



Singer

Firefight



Blacksmi

Carpent



Journali

Baker



Waiter

Movers



I can do this!



I can move on with little practice



I'm almost there.



I need more work on this.



I don't understand this.

Practice Worksheet

Date: _____ Day: _____ Teacher's Sign: _____

COMMUNITY HELPERS

Identify and check mark the correct professions.



Designer

Baker



Lifeguard

Cleaner



Fireman

Librarian



Policeman

Accountant



Bus driver

Taxi driver



Photographe

Accountant



Actor

Doctor



Farmer

Postman



Gardener

Architect



I can do
this!



I can move on
with little practice



I'm almost
there.



I need more
work on this.



I don't
understand
this.

Practice Worksheet

Date: _____ Day: _____ Teacher's Sign: _____

COMMUNITY HELPERS

Identify and check mark the correct professions.



teacher

doctor



clown

driver



guard

clown



fireman

policeman



nurse

doctor



Fireman

policeman



driver

guard



shopkeeper

vet



I can do
this!



I can move on
with little practice



I'm almost
there.



I need more
work on this.



I don't
understand
this.

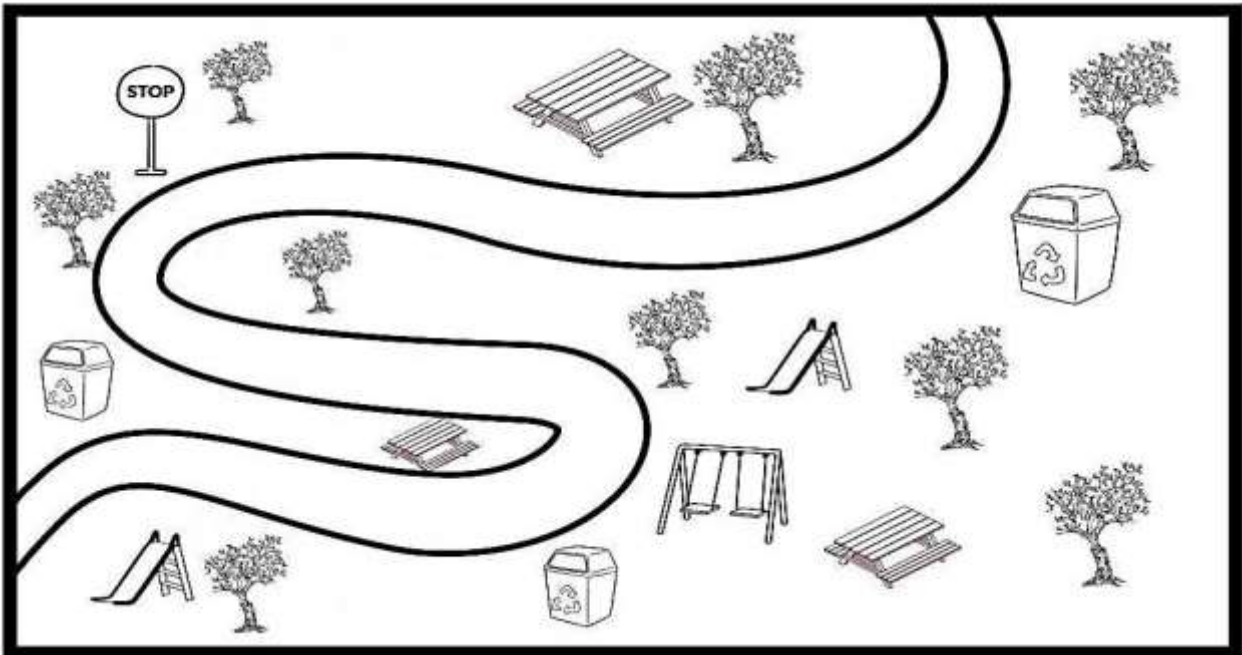
Practice Worksheet

Date: _____ Day: _____ Teacher's Sign: _____

READING A MAP

Study the map of the park. Then complete the steps below.

1. How many picnic tables are in the park? _____
2. Draw a circle around the swings.
3. Color the trash cans blue.
4. Draw a triangle around the stop sign.
5. How many slides are in the park? _____



MAP KEY



TRASH



PICNIC TABLE



STOP SIGN



SLIDE



SWINGS



I can do
this!



I can move on
with little practice



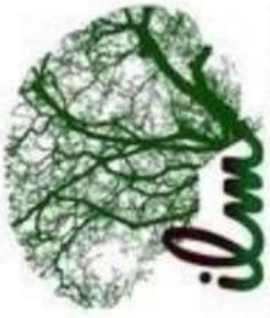
I'm almost
there.



I need more
work on this.

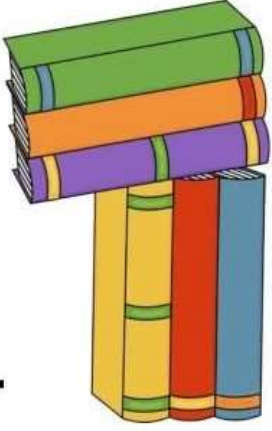


I don't
understand
this.



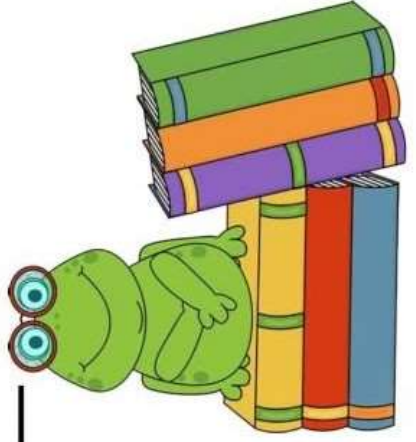
INSTITUTE OF LEARNING
AND MENTORSHIP

Certification on Completion of the Book




_____ of Class _____ has completed
this book with great efforts and great achievement.

Teacher's Signature: _____ Date: _____



Bibliography



The development of the General Knowledge was a collaborative effort. The content was rewritten, edited, and developed by Rabya Khan of ILM. Over 200 preschool curricula were reviewed by a team of six ILM staff members to write this workbook. The following reference were used;

- www.wonkeedonkeetools.pk (Richard Burbidge)
- www.enchantedlearningcom (Jeananda Col, Mitchell Inspector)
- www.abcteach.com (E.B White)
- www.pinterest.com (Ben Silbermann (CEO) Todd Morgenfeld (CFO))
- www.teacherspayteachers.com (Paul Edelman)
- www.rivetedworking.com (Simon Teen)
- www.k5learning.com (Duplin County)
- www.dengarden.com (Angela Michelle Schultz)
- www.en.iscollectie.com (Adam and Peter)





About the Book

This workbook is designed to teach basic general knowledge to the Kindergarten students of ILM. The book is designed to build or generate social awareness and supports the mental development of children, civil abilities, and civic senses

The book also develops a multifunctional understanding of different types of basic GK Kindergarten concepts.