

ilm

STEM
FOCUSED SCHOOL

algebra

arithmetic

addition

patterns


subtraction

matching

sorting

3 2 1

Number Operations (for Kindergarten)





Mathematics Workbook

Name: _____

Grade: _____

TABLE OF CONTENTS

TOPICS	Page No
COUNTING	
• Count the objects	4
• Trace and write 5 –	6
• Match the number	7
• Trace and write	8 – 11, 15
• Color as many frame as the number	12
• Count the object & write the number	14, 17
• Trace and write 18 –	19
• Write counting 1 – 50	20
• Trace and write 22 –	23
• Join the numbers 1 – 60	24, 25, 30
• Trace and write 26 –	34
• Write counting 1 - 100 35 –	36
MISSING NUMBERS	
• Write the missing number	37 – 43
• Fill in the blanks	44
TABLE	
• Learn 2 times table	45
• Write 2 times table	46 – 47
• Count by 2s, then color it	48
SKIP COUNTING	
• Fill in the numbers count by 2's	49
• Fill the numbers inside the circles	50
• Skip count by 2 to connect the dots	51
WHAT COMES BEFORE	
• Write the number that comes before 52 –	56
WHAT COMES NEXT	
• Write the number that comes after 57 –	60
WHAT COMES BETWEEN	
• Write the number that comes in between 61 –	64

TABLE OF CONTENTS

TOPICS	Page No
GREATER THAN LESS THAN, EQUAL TO	
• Check the equality 65 –	67
EVEN AND ODD	
• Color the even and odd numbers	68 – 70
• Circle the even number	70
• Circle the even and odd number	71
• Color the even & odd number	72 – 73
ASCENDING ORDER	
• Arrange the numbers	74 – 76
DESCENDING ORDER	
• Arrange the numbers	77 – 79
ASCENDING AND DESCENDING ORDER	
• Write the numbers in order	80
• Arrange the number in orders	81
TIME	
• Write the time in the given box	82
• Tell the time	83
• Draw the second hand of clock	84
SHAPES	
• Trace the Shapes	85
• Identify and color the shapes	86
• Shade the shapes	87
2D SHAPES	
• Shades the shapes	87
• Color the object	88
3D SHAPES	
• Mention the faces, edges and vertices	90
• Color the correct answer	91
• Color the 3D shapes	92

TABLE OF CONTENTS

TOPICS	Page No
ADDITION	
• Count the object and write	93
• Add & color 94 –	95
• Count the objects	96
• Add the following lines	97
SUBTRACTION	
• Subtract the following	98
• Subtract and Color 99 –	100
• Subtract the following	101
BACKWARD COUNTING	
• Trace and Count	102
• Count and write	103
• Count from 20 - 0	104
• Count from 30 - 0	105
NUMBER IN WORDS	
• Trace & Write	106 – 115
• Write the numbers in word	116
• Match the numbers	117
• Trace and Write	118 – 127
• Count and Match	128
• Unscramble the words	129
• Write and draw	130
• Trace and write (11 – 20)	141 – 147
TABLE	
• Complete the Table of 2	131
• Learn Table of 3	132
COUNTING	
• Write counting 101 - 300 133 –	136
• Backwards Counting 50 – 1	137

Practice Worksheet

Date: _____ Day: _____ Teacher's Sign: _____

COUNTING

Count the objects and write the correct number.



I can do this!



I can move on with little practice



I'm almost there.



I need more work on this.



I don't understand this.

Practice Worksheet

Date: _____ Day: _____ Teacher's Sign: _____

COUNTING

Trace and write the following numbers.

1	2	3	4	5
1	2	3	4	5



I can do this!



I can move on with
little practice



I'm almost there.



I need more work
on this.



I don't understand
this.

Practice Worksheet

Date: _____ Day: _____ Teacher's Sign: _____

COUNTING

Trace and write the following numbers.

6	7	8	9	10
6	7	8	9	10



I can do this!



I can move on with
little practice



I'm almost there.



I need more work
on this.



I don't understand
this.

Practice Worksheet

Date: _____ Day: _____ Teacher's Sign: _____

COUNTING

Match the number with the correct picture.

8

1

3

7

2

10

4

9

6

5



nine

four

seven

one

five

eight

two

ten

three

six



I can do this!



I can move on with little practice



I'm almost there.



I need more work on this.



I don't understand this.

Practice Worksheet

Date: _____ Day: _____ Teacher's Sign: _____

COUNTING

Trace and write the following numbers.

11	12	13	14	15
11	12	13	14	15



I can do this!



I can move on with
little practice



I'm almost there.



I need more work
on this.



I don't understand
this.

Practice Worksheet

Date: _____ Day: _____ Teacher's Sign: _____

COUNTING

Trace and write the following numbers.

16	17	18	19	20
16	17	18	19	20



I can do this!



I can move on with
little practice



I'm almost there.



I need more work
on this.




I don't understand
this.

Practice Worksheet

Date: _____ Day: _____ Teacher's Sign: _____

COUNTING

Follow the numbers in order from 1 to 20. Help the witch get through the cauldron.



I can do this!



I can move on with little practice



I'm almost there.



I need more work on this.



I don't understand this.

Practice Worksheet

Date: _____ Day: _____ Teacher's Sign: _____

COUNTING

Trace and write the following numbers.

21	22	23	24	25
21	22	23	24	25



I can do this!



I can move on with
little practice



I'm almost there.



I need more work
on this.



I don't understand
this.


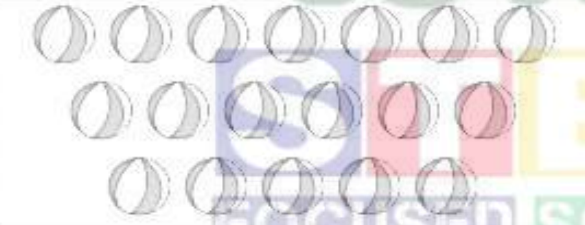

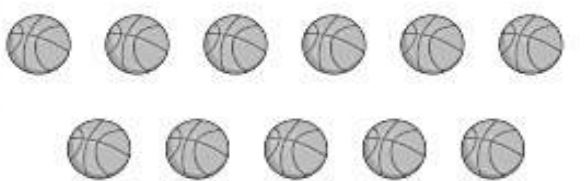
Practice Worksheet

Date: _____ Day: _____ Teacher's Sign: _____

COUNTING

In each set, color as many frames as the number of objects.



	<table border="1"><tr><td></td><td></td><td></td><td></td><td></td><td></td></tr><tr><td></td><td></td><td></td><td></td><td></td><td></td></tr></table>												
	<table border="1"><tr><td></td><td></td><td></td><td></td><td></td><td></td></tr><tr><td></td><td></td><td></td><td></td><td></td><td></td></tr></table>												
	<table border="1"><tr><td></td><td></td><td></td><td></td><td></td><td></td></tr><tr><td></td><td></td><td></td><td></td><td></td><td></td></tr></table>												
	<table border="1"><tr><td></td><td></td><td></td><td></td><td></td><td></td></tr><tr><td></td><td></td><td></td><td></td><td></td><td></td></tr></table>												



I can do this!



I can move on with little practice



I'm almost there.



I need more work on this.



I don't understand this.

Practice Worksheet

Date: _____ Day: _____ Teacher's Sign: _____

COUNTING

Trace and write the following numbers.

26	27	28	29	30
26	27	28	29	30
 INSTI FOCUSED SCHOOLING				
AND MENTORSHIP				
 FOCUSED SCHOOLING				



I can do this!



I can move on with
little practice



I'm almost there.



I need more work
on this.






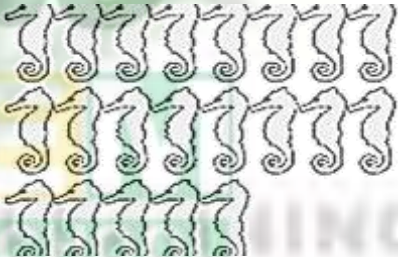


I don't understand
this.

Practice Worksheet

Date: _____ Day: _____ Teacher's Sign: _____

COUNTING

Count the objects and write the numbers.

	
<p>How many? _____</p>	<p>How many? _____</p>
	
<p>How many? _____</p>	<p>How many? _____</p>
	
<p>How many? _____</p>	<p>How many? _____</p>



I can do this!



I can move on with little practice



I'm almost there.



I need more work on this.



I don't understand this.

Practice Worksheet

Date: _____ Day: _____ Teacher's Sign: _____

COUNTING

Trace and write the following numbers.

31	32	33	34	35
31	32	33	34	35



I can do this!



I can move on with
little practice



I'm almost there.



I need more work
on this.



I don't understand
this.

Practice Worksheet

Date: _____ Day: _____ Teacher's Sign: _____

COUNTING

Trace and write the following numbers.

36	37	38	39	40
36	37	38	39	40
				



I can do this!



I can move on with
little practice



I'm almost there.



I need more work
on this.




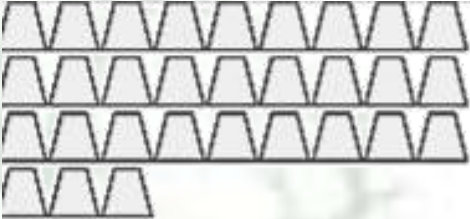




I don't understand
this.

Practice Worksheet

Date: _____ Day: _____ Teacher's Sign: _____

COUNTING

Count the objects and write the numbers.

	
<p>How many? _____</p>	<p>How many? _____</p>
	
<p>How many? _____</p>	<p>How many? _____</p>
	
<p>How many? _____</p>	<p>How many? _____</p>



I can do this!



I can move on with little practice



I'm almost there.



I need more work on this.



I don't understand this.

Practice Worksheet

Date: _____ Day: _____ Teacher's Sign: _____

COUNTING

Trace and write the following numbers.

41	42	43	44	45
41	42	43	44	45



I can do this!



I can move on with
little practice



I'm almost there.



I need more work
on this.



I don't understand
this.

Practice Worksheet

Date: _____ Day: _____ Teacher's Sign: _____

COUNTING

Trace and write the following numbers.

46	47	48	49	50
46	47	48	49	50



I can do this!



I can move on with
little practice



I'm almost there.



I need more work
on this.







I don't understand
this.

Practice Worksheet

Date: _____ Day: _____ Teacher's Sign: _____

COUNTING

Count the objects and write the numbers.

	<p>How many?</p>
	<p>How many?</p>
	<p>How many?</p>
	<p>How many?</p>



I can do this!



I can move on with little practice



I'm almost there.



I need more work on this.



I don't understand this.

Practice Worksheet

Date: _____ Day: _____ Teacher's Sign: _____

COUNTING

Trace and write the following numbers.

51	52	53	54	55
51	52	53	54	55



I can do this!



I can move on with
little practice



I'm almost there.



I need more work
on this.



I don't understand
this.

Practice Worksheet

Date: _____ Day: _____ Teacher's Sign: _____

COUNTING

Trace and write the following numbers.

56	57	58	59	60
56	57	58	59	60



I can do this!



I can move on with
little practice



I'm almost there.



I need more work
on this.



I don't understand
this.

Practice Worksheet

Date: _____ Day: _____ Teacher's Sign: _____

COUNTING

Join the numbers in order from 1- 60 and reveal the bird picture.



I can do this!



I can move on with little practice



I'm almost there.



I need more work on this.




I don't understand this.

Practice Worksheet

Date: _____ Day: _____ Teacher's Sign: _____

COUNTING

Join the numbers in order from 1- 70 and reveal the bird picture.



I can do this!



I can move on with little practice



I'm almost there.



I need more work on this.



I don't understand this.

Practice Worksheet

Date: _____ Day: _____ Teacher's Sign: _____

COUNTING

Trace and write the following numbers.

61	62	63	64	65
61	62	63	64	65
				



I can do this!



I can move on with
little practice



I'm almost there.



I need more work
on this.



I don't understand
this.

Practice Worksheet

Date: _____ Day: _____ Teacher's Sign: _____

COUNTING

Trace and write the following numbers.

66	67	68	69	70
66	67	68	69	70
				



I can do this!



I can move on with
little practice



I'm almost there.



I need more work
on this.



I don't understand
this.

Practice Worksheet

Date: _____ Day: _____ Teacher's Sign: _____

COUNTING

Trace and write the following numbers.

71	72	73	74	75
71	72	73	74	75
				



I can do this!



I can move on with
little practice



I'm almost there.



I need more work
on this.



I don't understand
this.

Practice Worksheet

Date: _____ Day: _____ Teacher's Sign: _____

COUNTING

Trace and write the following numbers.

76	77	78	79	80
76	77	78	79	80



I can do this!



I can move on with
little practice



I'm almost there.



I need more work
on this.



I don't understand
this.

Practice Worksheet

Date: _____ Day: _____ Teacher's Sign: _____

COUNTING

Join the numbers in order from 1- 80 and reveal the animal picture.

WWW.ANIMALDOTIODOOTS.COM



I can do this!



I can move on with little practice



I'm almost there.



I need more work on this.



I don't understand this.

Practice Worksheet

Date: _____ Day: _____ Teacher's Sign: _____

COUNTING

Trace and write the following numbers.

81	82	83	84	85
81	82	83	84	85



I can do this!



I can move on with
little practice



I'm almost there.



I need more work
on this.



I don't understand
this.

Practice Worksheet

Date: _____ Day: _____ Teacher's Sign: _____

COUNTING

Trace and write the following numbers.

86	87	88	89	90
86	87	88	89	90



I can do this!



I can move on with
little practice



I'm almost there.



I need more work
on this.



I don't understand
this.

Practice Worksheet

Date: _____ Day: _____ Teacher's Sign: _____

COUNTING

Trace and write the following numbers.

91	92	93	94	95
91	92	93	94	95



I can do this!



I can move on with
little practice



I'm almost there.



I need more work
on this.



I don't understand
this.

Practice Worksheet

Date: _____ Day: _____ Teacher's Sign: _____

COUNTING

Trace and write the following numbers.

96	97	98	99	100
96	97	98	99	100



I can do this!



I can move on with
little practice



I'm almost there.



I need more work
on this.



I don't understand
this.

Practice Worksheet

Date: _____ Day: _____ Teacher's Sign: _____

COUNTING

Write counting 51 - 100.

T	U	T	U	T	U	T	U	H	T	U



I can do this!



I can move on with little practice



I'm almost there.



I need more work on this.



I don't understand this.

Practice Worksheet

Date: _____ Day: _____ Teacher's Sign: _____

MISSING NUMBERS

Write the missing numbers.

A cartoon bee is flying on the left. A honeycomb pattern is arranged in a zig-zag shape. The numbers 1, 4, 5, 7, and 10 are placed in some of the hexagons. A watermark for 'STEM FOCUSED SCHOOL' is visible in the background.



I can do this!



I can move on with little practice



I'm almost there.



I need more work on this.



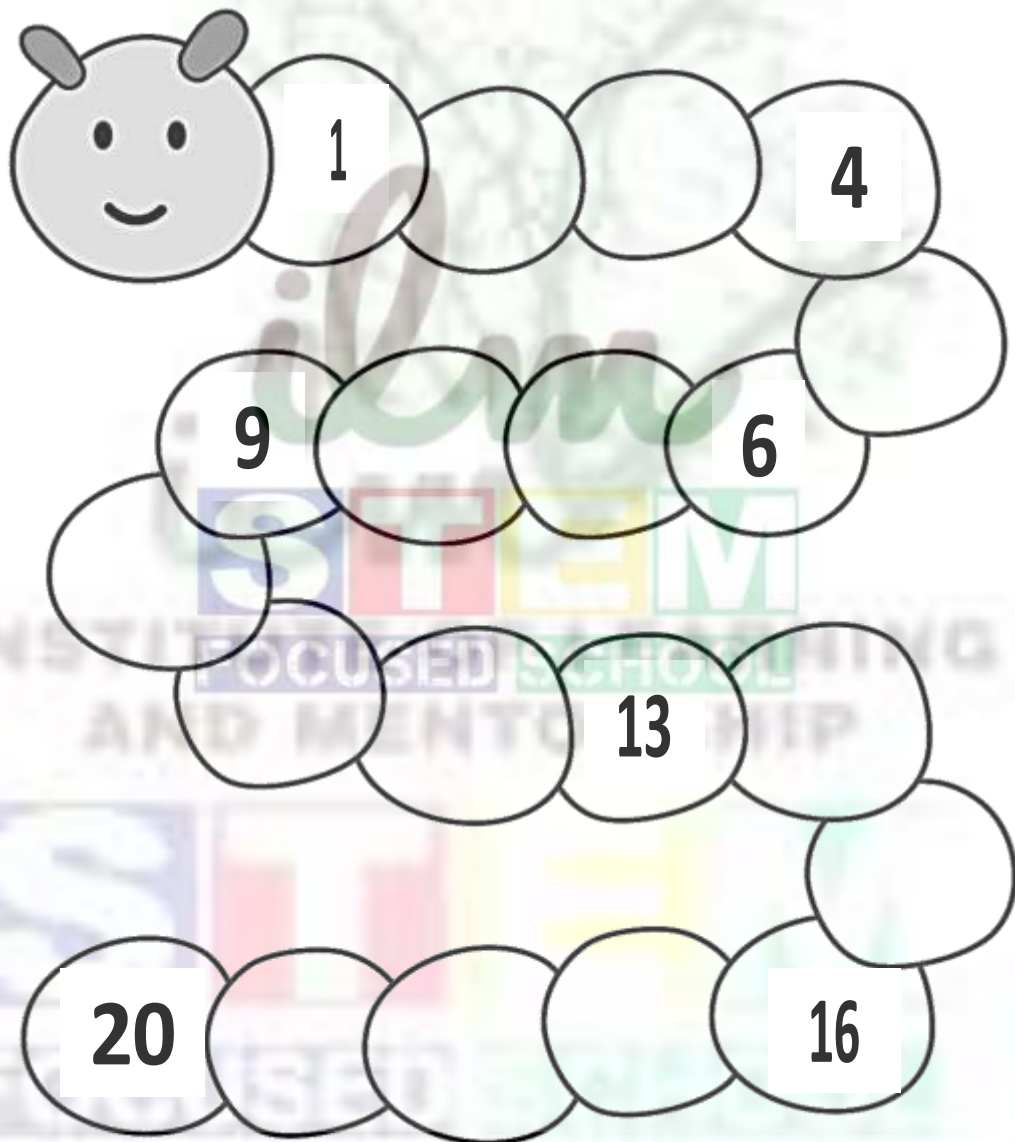
I don't understand this.

Practice Worksheet

Date: _____ Day: _____ Teacher's Sign: _____

MISSING NUMBERS

Write the missing numbers.



I can do this!



I can move on with little practice



I'm almost there.



I need more work on this.



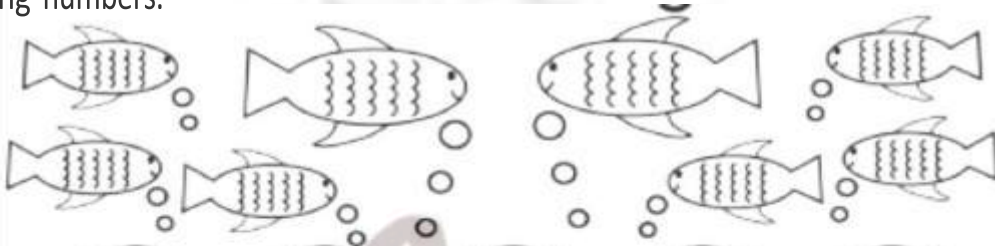
I don't understand this.

Practice Worksheet

Date: _____ Day: _____ Teacher's Sign: _____

MISSING NUMBERS

Write the missing numbers.



A grid of 30 circles arranged in 6 rows and 5 columns. The circles contain numbers in a sequence: 1, 5, 6, 10, 11, 15, 16, 20, 21, 25, 26, 30. The missing numbers are 2, 3, 4, 7, 8, 9, 12, 13, 14, 17, 18, 19, 22, 23, 24, 27, 28, 29.



I can do this!



I can move on with little practice



I'm almost there.



I need more work on this.



I don't understand this.

Practice Worksheet


Date: _____ Day: _____ Teacher's Sign: _____

MISSING NUMBERS

Write the missing numbers.



1		3	5	
7		9		12
	14		16	
19		21	22	24
	26		28	
31		33		35
	38		40	




I can do this!

I can move on with
little practice

I'm almost there.

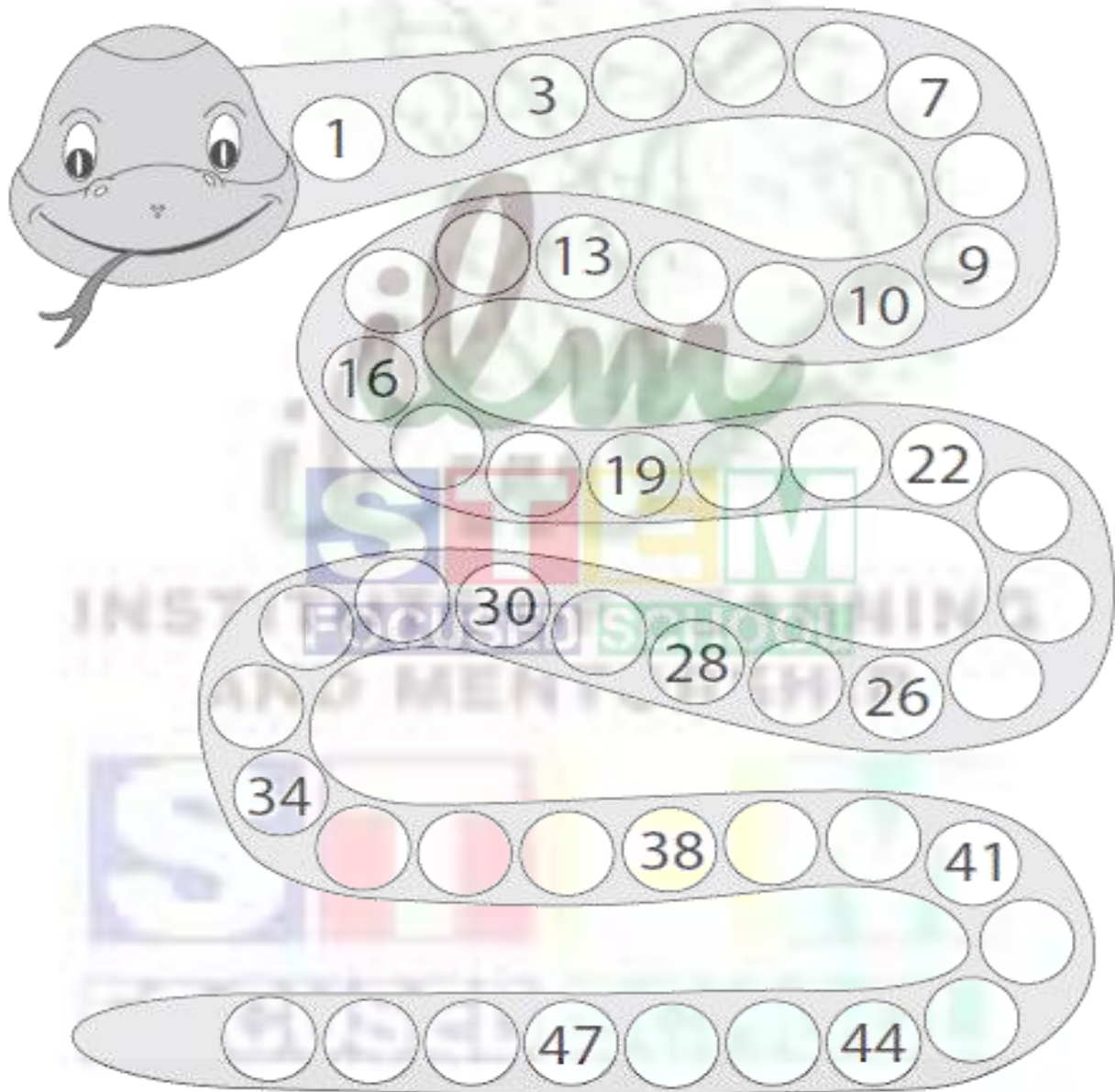
I need more work
on this.I don't understand
this.

Practice Worksheet

Date: _____ Day: _____ Teacher's Sign: _____

MISSING NUMBERS

Write the missing numbers.



I can do this!



I can move on with little practice



I'm almost there.



I need more work on this.



I don't understand this.

Practice Worksheet

Date: _____ Day: _____ Teacher's Sign: _____

MISSING NUMBERS

Write the missing numbers.

1	11	21	31	41	51	61
10	20	30	40	50	60	70



I can do this!



I can move on with little practice



I'm almost there.



I need more work on this.



I don't understand this.

Practice Worksheet

Date: _____ Day: _____ Teacher's Sign: _____

MISSING NUMBERS



Write the missing numbers.

1	2			5		7	8		
			14	15		17		19	20
21		23			26		28	29	
	32	33	34		36	37			
41	42			45		47	48		50
51		53		55	56		58		
		63	64			67	68	69	70
71	72			75		77		79	80
		83	84	85	86		88	89	



I can do this!



I can move on with
little practice



I'm almost there.



I need more work
on this.



I don't understand
this.

Practice Worksheet

Date: _____ Day: _____ Teacher's Sign: _____

MISSING NUMBERS

Write the missing numbers.



1			4		6	7	8		10
	12	13		15		17		19	
21			24		26		28		
	32		34	35		37			40
		43			46		48		50
			54		56			59	
61		63		65		67			70
	72		74		76		78	79	
81		83		85		87			90
91	92		94			97	98		



I can do this!



I can move on with
little practice



I'm almost there.



I need more work
on this.



I don't understand
this.

Practice Worksheet

Date: _____ Day: _____ Teacher's Sign: _____

TABLE OF 2

Learn the table

2x Times Table

2	x	1	=	2
2	x	2	=	4
2	x	3	=	6
2	x	4	=	8
2	x	5	=	10
2	x	6	=	12
2	x	7	=	14
2	x	8	=	16
2	x	9	=	18
2	x	10	=	20



I can do this!

I can move on with
little practice

I'm almost there.

I need more work
on this.I don't understand
this.

Practice Worksheet

Date: _____ Day: _____ Teacher's Sign: _____

TABLE OF 2

Complete the table.

$2 \times 1 =$	<input type="text"/>	$2 \times 2 =$	<input type="text"/>
$2 \times 3 =$	<input type="text"/>	$2 \times 4 =$	<input type="text"/>
$2 \times 5 =$	<input type="text"/>	$2 \times 6 =$	<input type="text"/>
$2 \times 7 =$	<input type="text"/>	$2 \times 8 =$	<input type="text"/>
$2 \times 9 =$	<input type="text"/>	$2 \times 10 =$	<input type="text"/>



I can do this!

I can move on with
little practice

I'm almost there.


I need more work
on this.I don't understand
this.

Practice Worksheet

Date: _____ Day: _____ Teacher's Sign: _____

TABLE OF 2

Complete the table circle



I can do this!

I can move on with
little practice

I'm almost there.

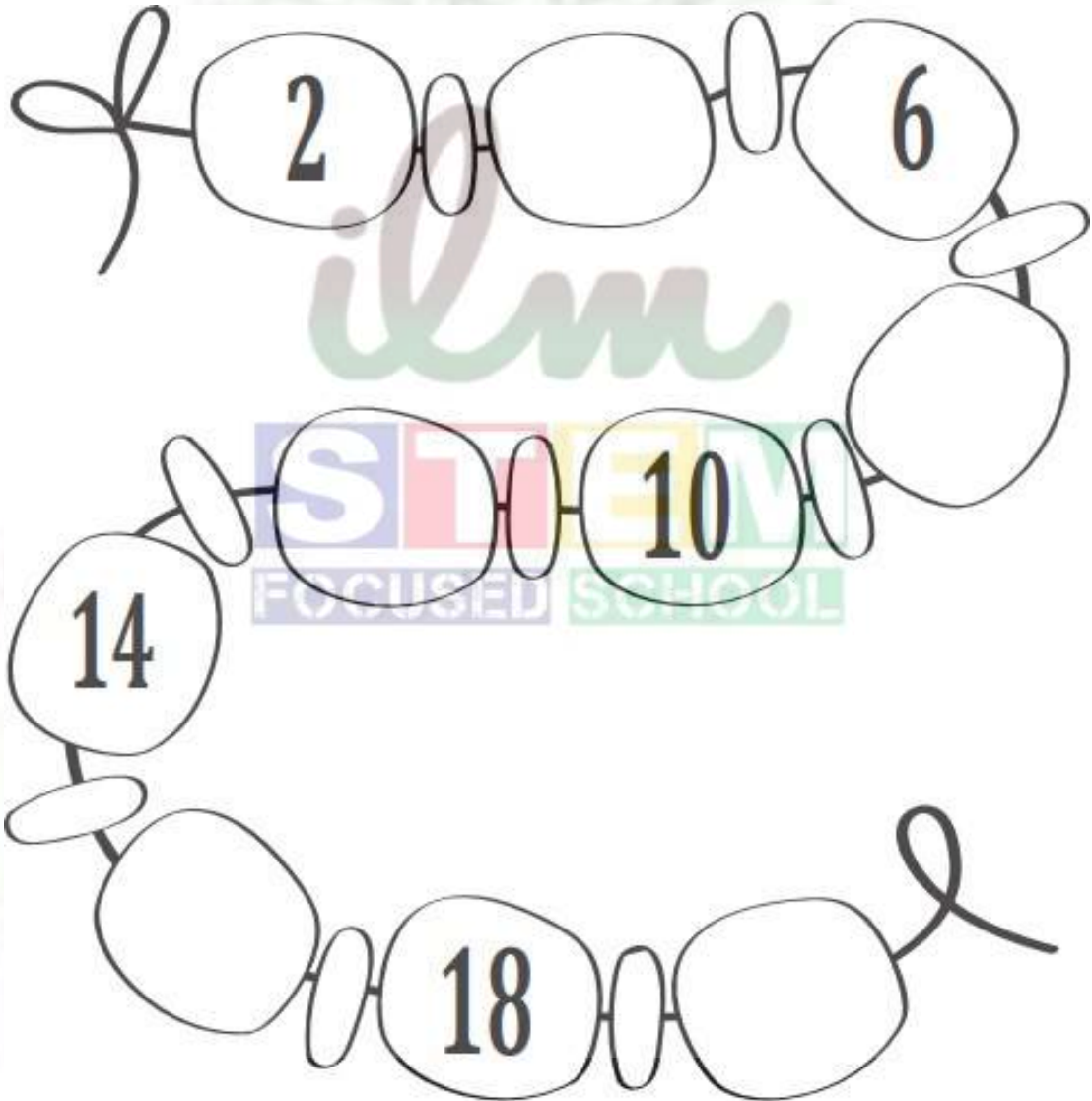
I need more work
on this.I don't understand
this.

Practice Worksheet

Date: _____ Day: _____ Teacher's Sign: _____

SKIP COUNTING

Count by 2s. Write the missing number, then color.



I can do this!



I can move on with little practice



I'm almost there.



I need more work on this.





I don't understand this.

Practice Worksheet

Date: _____ Day: _____ Teacher's Sign: _____

SKIP COUNTING

Fill in the missing numbers to count by 2's.



1		3		5
	7		9	
11		13		15
	17		19	
21		23		25
	27		29	



I can do this!

I can move on with
little practice

I'm almost there.

I need more work
on this.I don't understand
this.

Practice Worksheet

Date: _____ Day: _____ Teacher's Sign: _____

SKIP COUNTING

Skip count by 2 to connect the dots and discover what makes the sound.

2			8		12	
	18			24		
		34				42
			50			
58				66		
72					82	
		90				



I can do this!



I can move on with little practice



I'm almost there.



I need more work on this.



I don't understand this.

Practice Worksheet

Date: _____ Day: _____ Teacher's Sign: _____

SKIP COUNTING

Skip count by 2 to connect the dots and discover what makes the sound.

Do you hear something? Skip count by 2 to connect the dots and discover what makes the sound.

The activity consists of a grid of numbers from 2 to 28. The numbers are arranged in a pattern that forms a bell shape. A 'Start' arrow points to the number 2. A cartoon boy on the left is shown listening intently. A large watermark in the background reads 'iLum STEM FOCUSED SCHOOL'.



I can do this!



I can move on with little practice



I'm almost there.



I need more work on this.



I don't understand this.

Practice Worksheet

Date: _____ Day: _____ Teacher's Sign: _____

WHAT COMES BEFORE?

Write the number that comes before the given number



I can do this!



I can move on with little practice



I'm almost there.



I need more work on this.



I don't understand this.

Practice Worksheet

Date: _____ Day: _____ Teacher's Sign: _____

WHAT COMES BEFORE?

Write the number that comes before the given number.

<input type="text" value="1"/>	←	<input type="text" value="2"/>	<input type="text"/>	←	<input type="text" value="15"/>
--------------------------------	---	--------------------------------	----------------------	---	---------------------------------

<input type="text"/>	←	<input type="text" value="6"/>	<input type="text"/>	←	<input type="text" value="17"/>
----------------------	---	--------------------------------	----------------------	---	---------------------------------

<input type="text"/>	←	<input type="text" value="9"/>	<input type="text"/>	←	<input type="text" value="20"/>
----------------------	---	--------------------------------	----------------------	---	---------------------------------

<input type="text"/>	←	<input type="text" value="13"/>	<input type="text"/>	←	<input type="text" value="18"/>
----------------------	---	---------------------------------	----------------------	---	---------------------------------

<input type="text"/>	←	<input type="text" value="10"/>	<input type="text"/>	←	<input type="text" value="7"/>
----------------------	---	---------------------------------	----------------------	---	--------------------------------



I can do this!



I can move on with
little practice



I'm almost there.



I need more work
on this.



I don't understand
this.

Practice Worksheet

Date: _____ Day: _____ Teacher's Sign: _____

WHAT COMES BEFORE?

Write the number that comes before the given number.

___ 61	___ 88	___ 59
___ 63	___ 93	___ 90
___ 92	___ 94	___ 95
___ 77	___ 55	___ 99
___ 70	___ 62	___ 56
___ 75	___ 101	___ 69
___ 82	___ 72	___ 52



I can do this!



I can move on with
little practice



I'm almost there.



I need more work
on this.







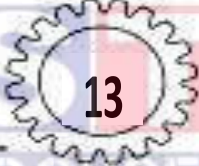





I don't understand
this.

Practice Worksheet

Date: _____ Day: _____ Teacher's Sign: _____

WHAT COMES BEFORE?

Write the number that comes before the given number.

_____ 	_____ 
_____ 	_____ 
_____ 	_____ 
_____ 	_____ 
_____ 	_____ 



I can do this!

I can move on with
little practice

I'm almost there.

I need more work
on this.I don't understand
this.

Practice Worksheet

Date: _____ Day: _____ Teacher's Sign: _____

WHAT COMES BEFORE?

Write the number that comes before the given number.

___ 18	___ 29	___ 24
___ 15	___ 25	___ 20
___ 26	___ 31	___ 13
___ 14	___ 12	___ 16
___ 28	___ 17	___ 19
___ 22	___ 27	___ 23



I can do this!



I can move on with
little practice



I'm almost there.



I need more work
on this.











I don't understand
this.

Practice Worksheet

Date: _____ Day: _____ Teacher's Sign: _____

WHAT COMES NEXT?

Write the number that comes after the given number.

 _____	 _____
 _____	 _____
 _____	 _____
 _____	 _____



I can do this!



I can move on with little practice



I'm almost there.



I need more work on this.



I don't understand this.

Practice Worksheet

Date: _____ Day: _____ Teacher's Sign: _____

WHAT COMES NEXT?

Write the number that comes after the given number.

12	<input type="text"/>	25	<input type="text"/>	8	<input type="text"/>
16	<input type="text"/>	29	<input type="text"/>	41	<input type="text"/>
50	<input type="text"/>	65	<input type="text"/>	33	<input type="text"/>
87	<input type="text"/>	44	<input type="text"/>	90	<input type="text"/>



I can do this!

I can move on with
little practice

I'm almost there.

I need more work
on this.I don't understand
this.

Practice Worksheet

Date: _____ Day: _____ Teacher's Sign: _____

WHAT COMES NEXT?

Write the number that comes after the given number.

24		29		4	
37		45		3	
17		9		26	
35		39		36	
5		13		6	
7		22		44	
10		20		12	
25		41		21	



I can do this!



I can move on with
little practice



I'm almost there.



I need more work
on this.



I don't understand
this.

Practice Worksheet

Date: _____ Day: _____ Teacher's Sign: _____

WHAT COMES NEXT?

Write the number that comes after the given number.

71 _____ 78 _____ 77 _____

62 _____ 73 _____ 70 _____

99 _____ 95 _____ 72 _____

61 _____ 76 _____ 85 _____

58 _____ 50 _____ 65 _____

55 _____ 98 _____ 94 _____

86 _____ 60 _____ 52 _____



I can do this!



I can move on with
little practice



I'm almost there.



I need more work
on this.











I don't understand
this.

Practice Worksheet

Date: _____ Day: _____ Teacher's Sign: _____

WHAT COMES IN BETWEEN?

Write the number that comes in between the given number.

8		10	12		14
25		27	22		24
18		20	5		7
13		15	8		10



I can do this!

I can move on with
little practice

I'm almost there.

I need more work
on this.I don't understand
this.

Practice Worksheet

Date: _____ Day: _____ Teacher's Sign: _____

WHAT COMES IN BETWEEN?

Write the number that comes in between the given number.

9	<input type="text"/>	11	15	<input type="text"/>	17
7	<input type="text"/>	9	1	<input type="text"/>	3
13	<input type="text"/>	15	4	<input type="text"/>	6
17	<input type="text"/>	19	12	<input type="text"/>	14
2	<input type="text"/>	4	16	<input type="text"/>	18
8	<input type="text"/>	10	6	<input type="text"/>	8
14	<input type="text"/>	16	5	<input type="text"/>	7
11	<input type="text"/>	13	18	<input type="text"/>	20



I can do this!

I can move on with
little practice

I'm almost there.

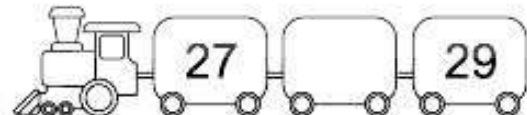

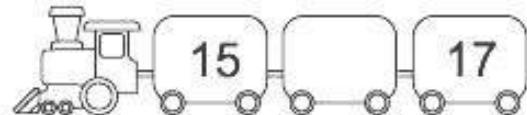
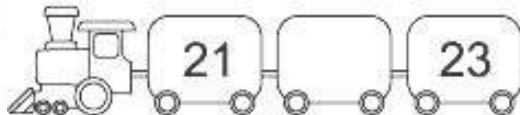
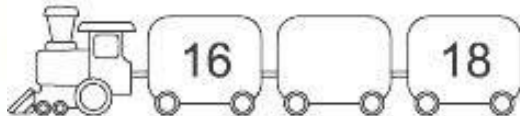
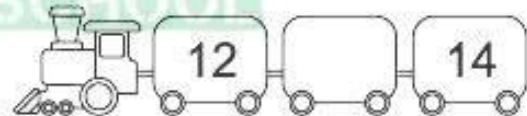
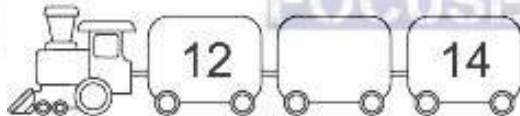
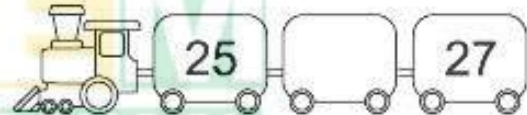
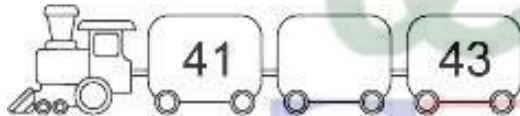
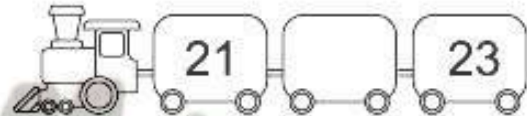
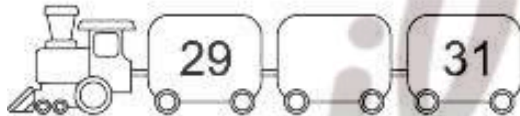
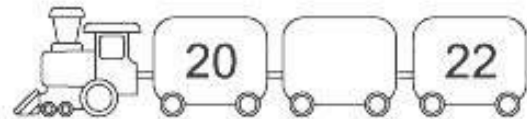
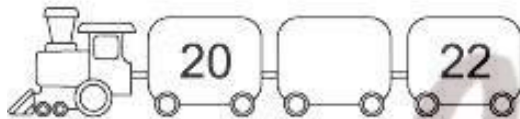
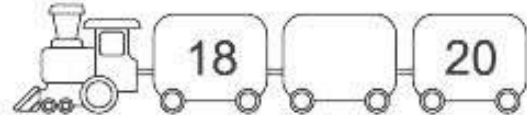
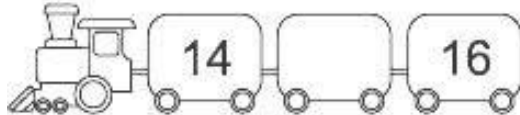
I need more work
on this.I don't understand
this.

Practice Worksheet

Date: _____ Day: _____ Teacher's Sign: _____

WHAT COMES IN BETWEEN?

Write the number that comes in between the given number.



I can do this!



I can move on with
little practice



I'm almost there.



I need more work
on this.



I don't understand
this.

Practice Worksheet

Date: _____ Day: _____ Teacher's Sign: _____

WHAT COMES IN BETWEEN?

Write the number that comes in between the given number.

26 ___ 28 13 ___ 15 20 ___ 22

23 ___ 25 25 ___ 27 27 ___ 29

15 ___ 17 16 ___ 18 18 ___ 20

11 ___ 13 14 ___ 16 31 ___ 33

38 ___ 40 22 ___ 24 24 ___ 26

34 ___ 36 10 ___ 12 37 ___ 39



I can do this!

I can move on with
little practice

I'm almost there.

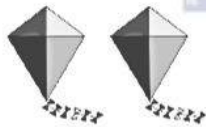

I need more work
on this.I don't understand
this.

Practice Worksheet

Date: _____ Day: _____ Teacher's Sign: _____

GREATER THAN, LESS THAN, EQUAL TO

Check the equality $<$, $>$ or $=$.



I can do this!



I can move on with little practice



I'm almost there.



I need more work on this.



I don't understand this.

Practice Worksheet

Date: _____ Day: _____ Teacher's Sign: _____

GREATER THAN, LESS THAN, EQUAL TO

Check the equality $<$, $>$ or $=$.

$4 < 6$

$9 \square 3$

$5 \square 4$

$2 \square 2$

$7 \square 8$

$3 \square 5$

$23 \square 18$

$12 \square 12$

$76 \square 69$

$45 \square 55$

$9 \square 90$

$16 \square 8$

$64 \square 52$

$37 \square 37$

$89 \square 91$

$27 \square 29$

$42 \square 40$

$65 \square 68$

$71 \square 23$

$32 \square 33$

$39 \square 40$

$53 \square 35$

$13 \square 14$

$11 \square 11$

$82 \square 92$

$29 \square 26$

$72 \square 69$



I can do this!

I can move on with
little practice

I'm almost there.

I need more work
on this.I don't understand
this.

Practice Worksheet

Date: _____ Day: _____ Teacher's Sign: _____

GREATER THAN, LESS THAN, EQUAL TO

Check the equality <, > or =.

1		□	
2		□	
3		□	
4		□	
5		□	



I can do this!



I can move on with little practice



I'm almost there.



I need more work on this.



I don't understand this.

Practice Worksheet

Date: _____ Day: _____ Teacher's Sign: _____

EVEN AND ODD

Color the odd bubbles blue and even bubbles green.

A collection of 25 numbered bubbles for a coloring activity. The numbers are: 2, 7, 15, 20, 27, 32, 6, 18, 24, 11, 21, 3, 1, 14, 28, 23, 16, 36, 11, 4, 13, 5, 12, 8, 10, 17, 46, 36, 18, 9, 44.



I can do this!



I can move on with little practice



I'm almost there.



I need more work on this.



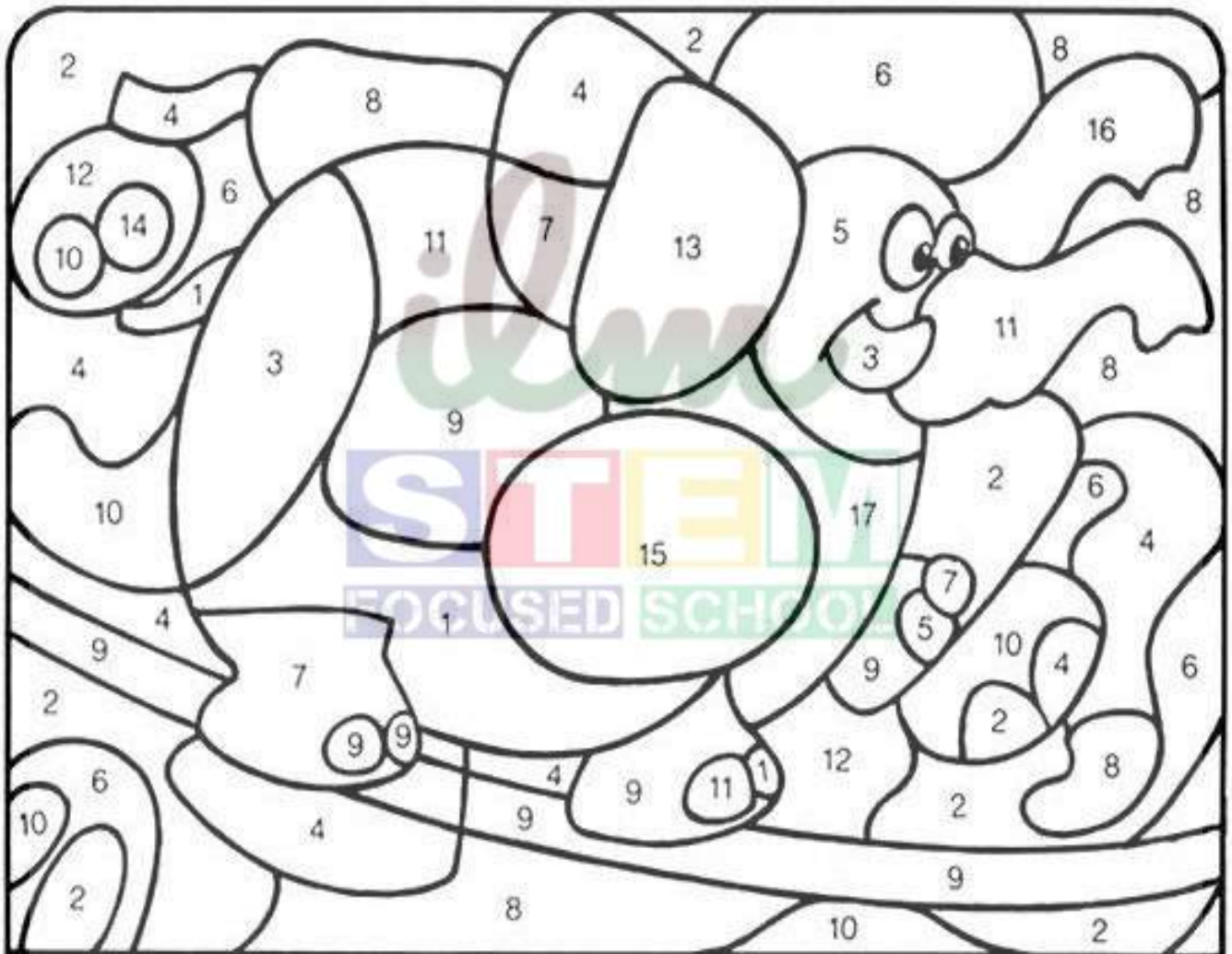
I don't understand this.

Practice Worksheet

Date: _____ Day: _____ Teacher's Sign: _____

EVEN AND ODD

Color the odd number pink and even number blue.



I can do this!



I can move on with little practice



I'm almost there.



I need more work on this.



I don't understand this.

Practice Worksheet

Date: _____ Day: _____ Teacher's Sign: _____

EVEN AND ODD

Circle the even numbers.

2 7

9 6

13 16

18 13

12 17

6 17

9 12

11 8

1 8

21 2

3 4

10 7

20 5

8 11

2 3

7 18

3 14

17 14

20 1

25 4



I can do this!



I can move on with
little practice



I'm almost there.



I need more work
on this.



I don't understand
this.

Practice Worksheet

Date: _____ Day: _____ Teacher's Sign: _____

EVEN AND ODD



Circle the even or odd.

1. **95** odd even2. **42** odd even3. **16** odd even4. **59** odd even5. **32** odd even6. **15** odd even7. **68** odd even8. **73** odd even9. **43** odd even10. **26** odd even11. **33** odd even12. **74** odd even13. **86** odd even14. **60** odd even15. **99** odd even16. **80** odd even

I can do this!

I can move on with
little practice

I'm almost there.

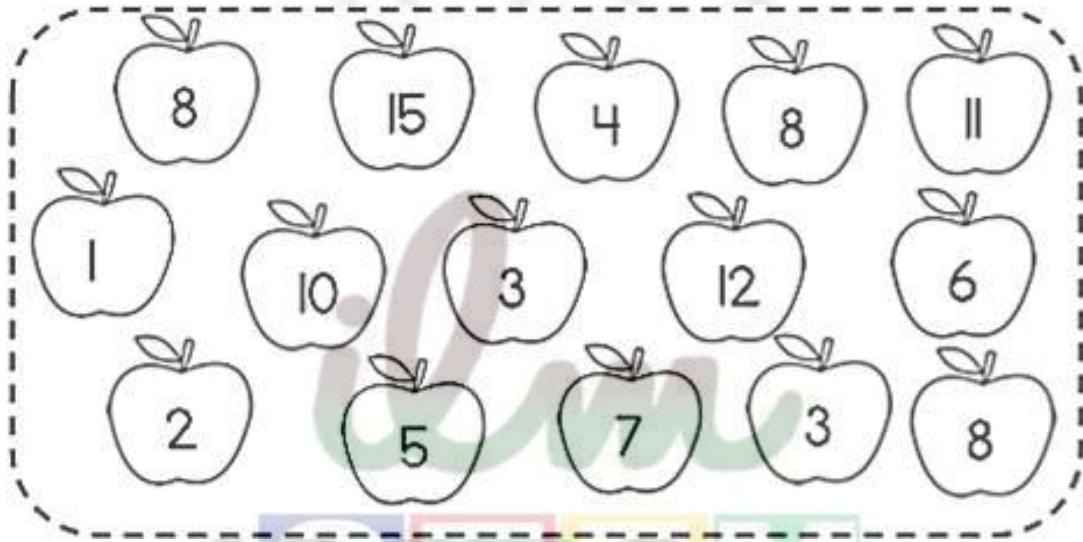
I need more work
on this.I don't understand
this.

Practice Worksheet


Date: _____ Day: _____ Teacher's Sign: _____

EVEN AND ODD

Color the odd numbers.



Is it even or odd? Color the correct answer.



I can do this!



I can move on with
little practice



I'm almost there.



I need more work
on this.



I don't understand
this.

Practice Worksheet

Date: _____ Day: _____ Teacher's Sign: _____

EVEN AND ODD

Color the odd numbers Red and even numbers Green.

1 10 87 2 9
12 3 68 13 56
17 5 44 63
41 72 20
24 7 98



I can do this!



I can move on with little practice



I'm almost there.



I need more work on this.



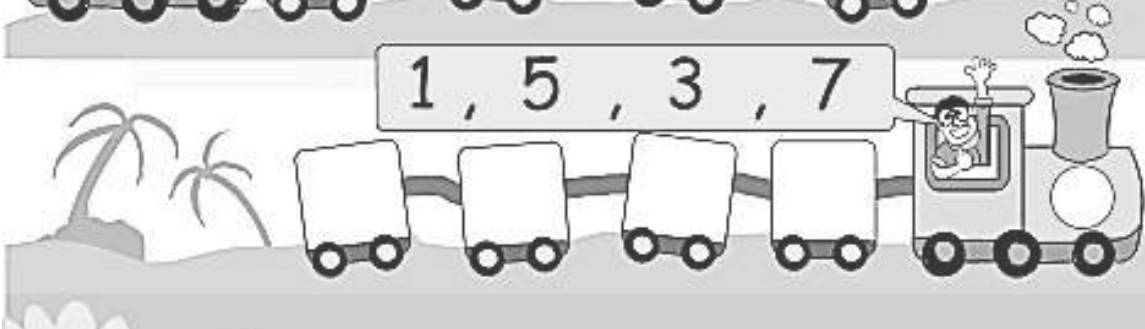
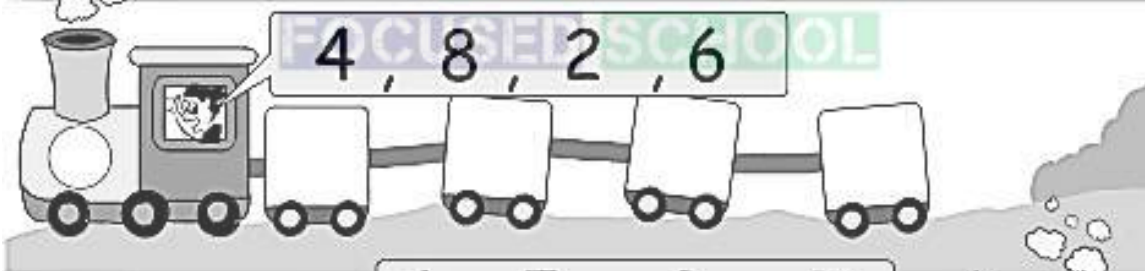
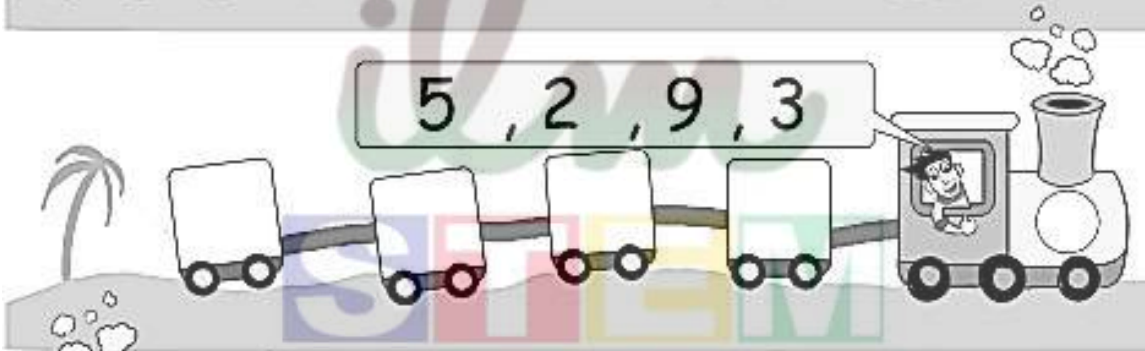
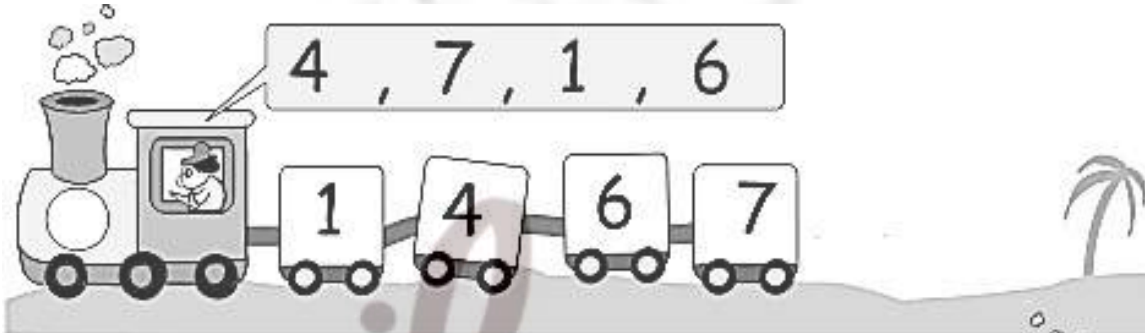
I don't understand this.

Practice Worksheet

Date: _____ Day: _____ Teacher's Sign: _____

ASCENDING ORDER

Arrange the numbers in ascending order.



I can do this!



I can move on with
little practice



I'm almost there.



I need more work
on this.



I don't understand
this.

Practice Worksheet

Date: _____ Day: _____ Teacher's Sign: _____

ASCENDING ORDER

Arrange the numbers in ascending order.



I can do this!



I can move on with
little practice



I'm almost there.



I need more work
on this.



I don't understand
this.

Practice Worksheet

Date: _____ Day: _____ Teacher's Sign: _____

ASCENDING ORDER

Arrange the numbers in ascending order.

7, 14, 30, 25 25, 18, 17, 12 11, 15, 13, 17 55, 50, 87, 5 41, 20, 22, 24 16, 39, 28, 40 6, 44, 19, 23 24, 12, 5, 36 

I can do this!

I can move on with
little practice

I'm almost there.


I need more work
on this.I don't understand
this.

Practice Worksheet

Date: _____ Day: _____ Teacher's Sign: _____

DESCENDING ORDER

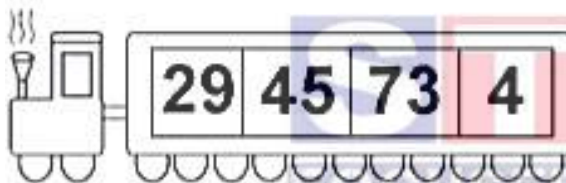
Arrange the numbers in descending order.




--	--	--	--




--	--	--	--



--	--	--	--



--	--	--	--



--	--	--	--



I can do this!



I can move on with
little practice



I'm almost there.



I need more work
on this.



I don't understand
this.

Practice Worksheet

Date: _____ Day: _____ Teacher's Sign: _____

DESCENDING ORDER

Arrange the numbers in descending order.

1. 8 51 09 34 89 89 51 34 09 08

2. 63 13 44 10 79

3. 78 87 22 92 19

4. 15 46 60 05 25

5. 52 30 07 26 13

6. 19 40 67 37 89

7. 96 32 16 45 08

8. 25 15 75 05 85

9. 36 72 18 91 16

10. 78 47 10 56 99

11. 45 16 54 80 14

12. 11 06 15 05 18

13. 64 19 50 66 69



I can do this!



I can move on with
little practice



I'm almost there.



I need more work
on this.



I don't understand
this.

Practice Worksheet

Date: _____ Day: _____ Teacher's Sign: _____

DESCENDING ORDER

Arrange the numbers in descending order.


18
40
58
94
33
71
67


100
25
39
91
53
23
26


48
99
51
74
12
63
88


44
34
69
17
59
38
84


37
63
99
42
14
51
96



I can do this!



I can move on with little practice



I'm almost there.



I need more work on this.




I don't understand this.

Practice Worksheet

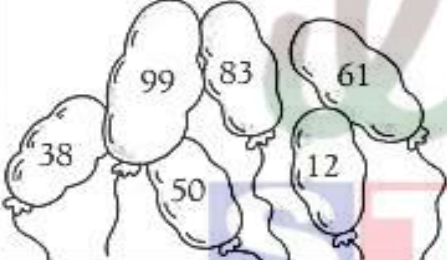
Date: _____ Day: _____ Teacher's Sign: _____

ASCENDING AND DESCENDING ORDER


Write the numbers in order.




smallest first



greatest first



smallest first



greatest first



I can do this!



I can move on with little practice



I'm almost there.



I need more work on this.



I don't understand this.

Practice Worksheet

Date: _____ Day: _____ Teacher's Sign: _____

ASCENDING AND DESCENDING ORDER

Arrange the following numbers in ascending order.

1. 463, 195, 213, 870 _____
2. 332, 158, 262, 545 _____
3. 724, 143, 417, 844 _____
4. 780, 575, 185, 328 _____
5. 564, 999, 891, 260 _____
6. 341, 520, 366, 739 _____

Arrange the numbers in descending order.

1. 457, 105, 516, 780 _____
2. 264, 130, 112, 733 _____
3. 564, 323, 269, 184 _____
4. 916, 809, 430, 545 _____
5. 387, 142, 644, 568 _____
6. 543, 625, 278, 252 _____



I can do this!



I can move on with
little practice



I'm almost there.



I need more work
on this.



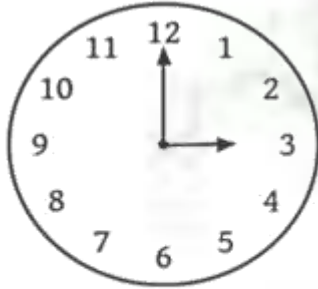
I don't understand
this.

Practice Worksheet

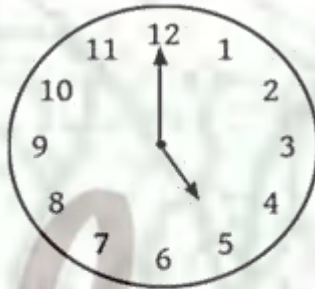
Date: _____ Day: _____ Teacher's Sign: _____

TIME

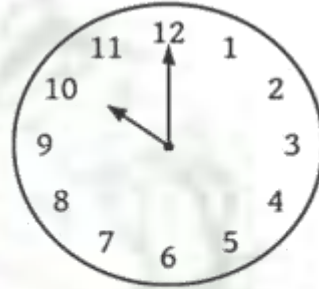
Tell the time in the given clocks.



___ o'clock



___ o'clock



___ o'clock



___ o'clock



___ o'clock



___ o'clock



___ o'clock



___ o'clock



___ o'clock



I can do this!



I can move on with
little practice



I'm almost there.



I need more work
on this.















I don't understand
this.

Practice Worksheet

Date: _____ Day: _____ Teacher's Sign: _____

TIME

Write the digital time for each clock.

<p>1 a.</p>  <p>_____ : _____</p>	<p>1 b.</p>  <p>_____ : _____</p>	<p>1 c.</p>  <p>_____ : _____</p>
<p>2 a.</p>  <p>_____ : _____</p>	<p>2 b.</p>  <p>_____ : _____</p>	<p>2 c.</p>  <p>_____ : _____</p>
<p>3 a.</p>  <p>_____ : _____</p>	<p>3 b.</p>  <p>_____ : _____</p>	<p>3 c.</p>  <p>_____ : _____</p>
<p>4 a.</p>  <p>_____ : _____</p>	<p>4 b.</p>  <p>_____ : _____</p>	<p>4 c.</p>  <p>_____ : _____</p>



I can do this!



I can move on with little practice



I'm almost there.



I need more work on this.



I don't understand this.

Practice Worksheet

Date: _____ Day: _____ Teacher's Sign: _____

TIME

Draw the second clock hand to display the time shown at the bottom of each clock.



1:00



7:00



10:00



6:00



9:00



8:00



2:00



4:00



11:00



I can do this!



I can move on with
little practice



I'm almost there.



I need more work
on this.



I don't understand
this.

Practice Worksheet

Date: _____ Day: _____ Teacher's Sign: _____

SHAPES

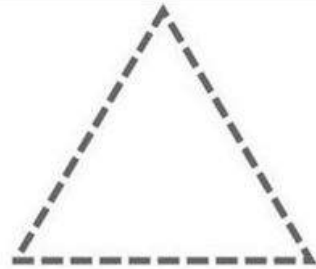
Trace and color the shapes given below.




square



rectangle



triangle



circle




oval



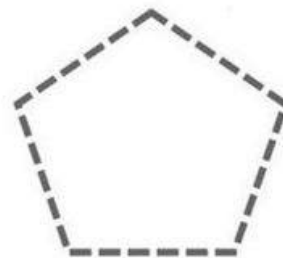
diamond
(rhombus)



star



heart



pentagon



I can do this!



I can move on with
little practice



I'm almost there.



I need more work
on this.



I don't understand
this.

Practice Worksheet

Date: _____ Day: _____ Teacher's Sign: _____

SHAPES

Identify and follow the directions given below.

Color all the rectangle shapes **orange**.



Color all the oval shapes **green**.



Color all the heart shapes **red**.



Color all the circle shapes **pink**.



Color all the triangle shapes **blue**.



I can do this!



I can move on with little practice



I'm almost there.



I need more work on this.






































I don't understand this.

Practice Worksheet

Date: _____ Day: _____ Teacher's Sign: _____

2D SHAPES

Shade the shape that matches the first one in each row.



I can do this!



I can move on with
little practice



I'm almost there.



I need more work
on this.












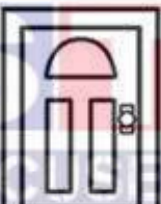


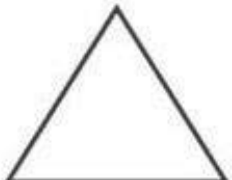

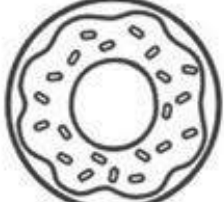

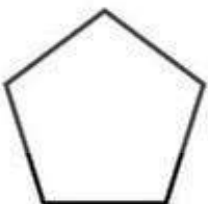



I don't understand
this.

Practice Worksheet

Date: _____ Day: _____ Teacher's Sign: _____

2D SHAPES

Color the objects that match the first shape.



I can do this!



I can move on with little practice



I'm almost there.



I need more work on this.



I don't understand this.

Practice Worksheet

Date: _____ Day: _____ Teacher's Sign: _____

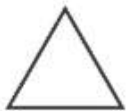
SHAPES

Trace, write and learn the shapes name.

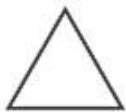


Circle Circle Circle





Triangle Triangle





Square Square





Rectangle Rectangle





I can do this!



I can move on with little practice



I'm almost there.



I need more work on this.



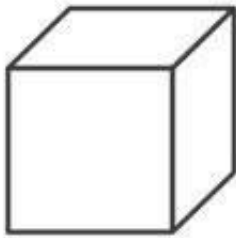
I don't understand this.

Practice Worksheet

Date: _____ Day: _____ Teacher's Sign: _____

3D SHAPES

Mention the faces, edges and vertices of each shape shown below.



Faces: _____

Edges: _____

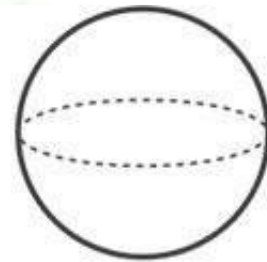
Vertices: _____



Faces: _____

Edges: _____

Vertices: _____



Faces: _____

Edges: _____

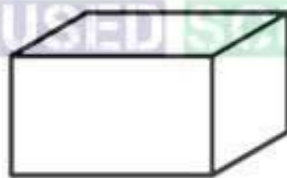
Vertices: _____



Faces: _____

Edges: _____

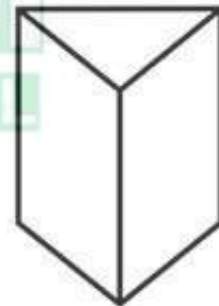
Vertices: _____



Faces: _____

Edges: _____

Vertices: _____



Faces: _____

Edges: _____

Vertices: _____



I can do this!



I can move on with
little practice



I'm almost there.



I need more work
on this.












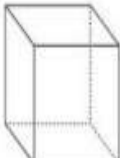


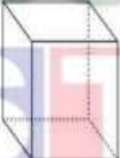


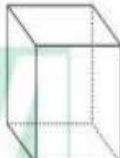




















I don't understand
this.

Practice Worksheet

Date: _____ Day: _____ Teacher's Sign: _____

3D SHAPES

Color the correct answer.

Will It Roll?	Will It Slide?	Will It Stack?
  	  	  
  	  	  
  	  	  
  	  	  



I can do this!



I can move on with
little practice



I'm almost there.



I need more work
on this.



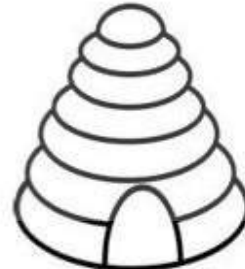
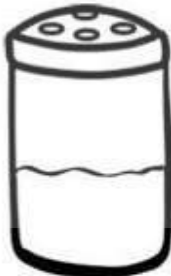
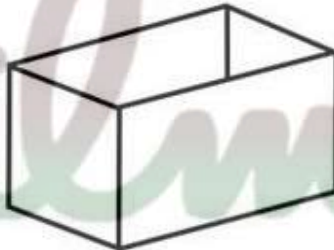
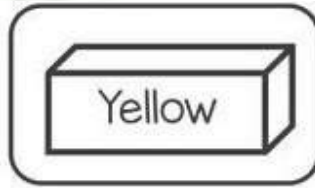

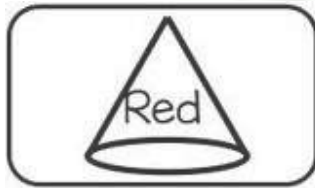
I don't understand
this.

Practice Worksheet

Date: _____ Day: _____ Teacher's Sign: _____

3D SHAPES

Color the 3D shapes using key.



I can do this!



I can move on with little practice



I'm almost there.



I need more work on this.






I don't understand this.

Practice Worksheet

Date: _____ Day: _____ Teacher's Sign: _____




ADDITION




Count the objects, write the numbers and find the sum.




 + =




 + =




 + =




 + =



I can do this!



I can move on with
little practice



I'm almost there.



I need more work
on this.



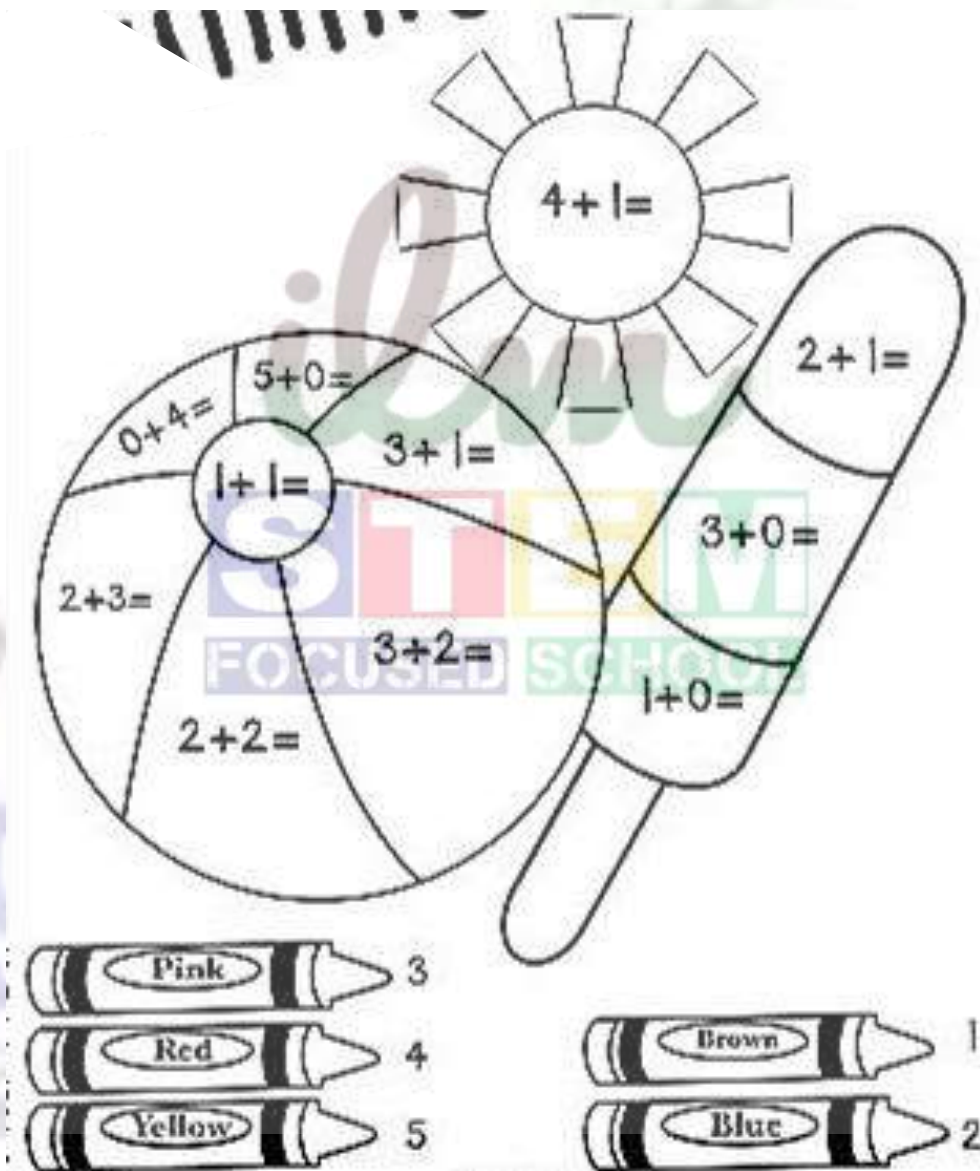
I don't understand
this.

Practice Worksheet

Date: _____ Day: _____ Teacher's Sign: _____

ADDITION

Add and color using the key.



I can do this!



I can move on with
little practice



I'm almost there.



I need more work
on this.



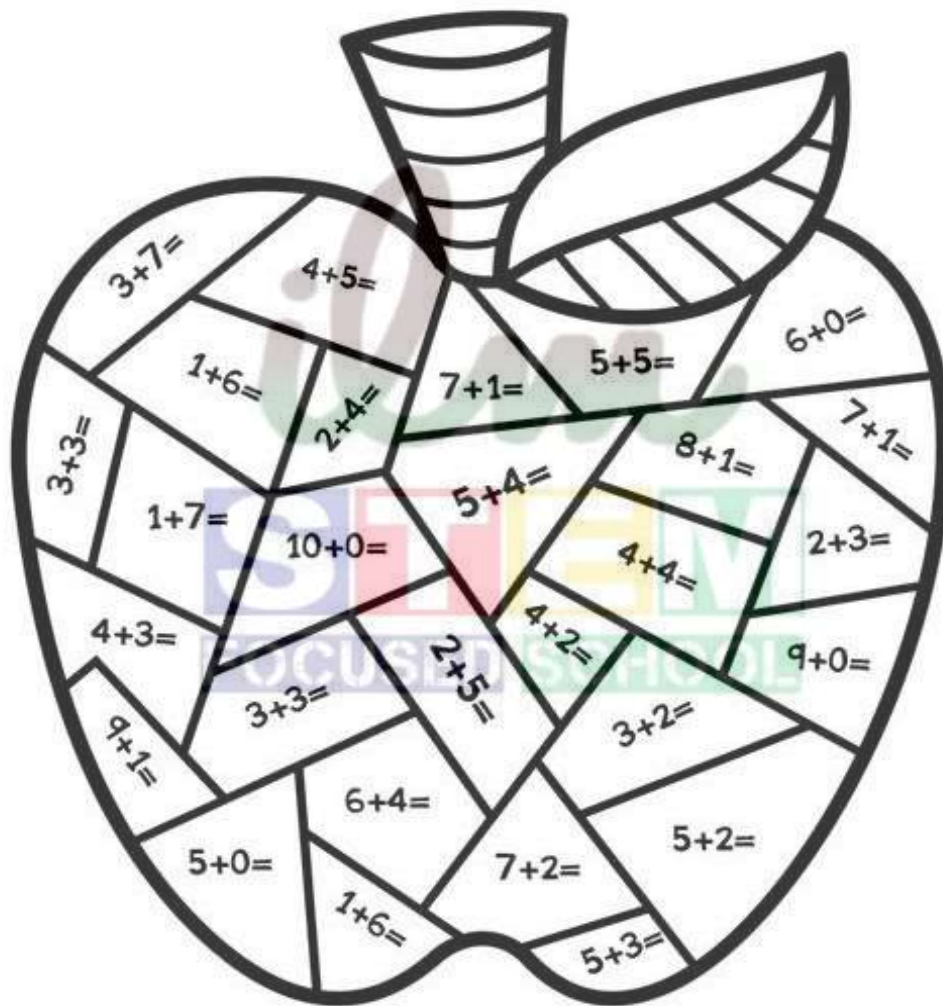
I don't understand
this.

Practice Worksheet

Date: _____ Day: _____ Teacher's Sign: _____

ADDITION

Add and color using the key.



I can do this!

I can move on with
little practice

I'm almost there.

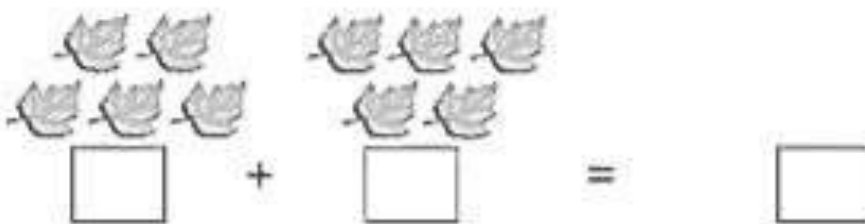
I need more work
on this.I don't understand
this.

Practice Worksheet

Date: _____ Day: _____ Teacher's Sign: _____

ADDITION

Count the objects, write the numbers and find the sum.



I can do this!



I can move on with
little practice



I'm almost there.



I need more work
on this.




I don't understand
this.


Practice Worksheet


Date: _____ Day: _____ Teacher's Sign: _____

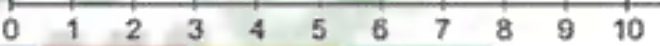
ADDITION

Add the following using lines.


$2 + 3 = \square$



$7 + 1 = \square$



$1 + 4 = \square$



$6 + 2 = \square$


$2 + 7 = \square$


$3 + 6 = \square$


$1 + 1 = \square$


$5 + 4 = \square$


$1 + 6 = \square$




I can do this!



I can move on with
little practice



I'm almost there.



I need more work
on this.










I don't understand
this.

Practice Worksheet

Date: _____ Day: _____ Teacher's Sign: _____

SUBTRACTION

Subtract the following.

 $\underline{3} - \underline{1} = \underline{\quad}$	 $\underline{4} - \underline{2} = \underline{\quad}$
 $\underline{4} - \underline{3} = \underline{\quad}$	 $\underline{5} - \underline{3} = \underline{\quad}$
 $\underline{5} - \underline{2} = \underline{\quad}$	 $\underline{3} - \underline{3} = \underline{\quad}$
 $\underline{1} - \underline{0} = \underline{\quad}$	 $\underline{4} - \underline{1} = \underline{\quad}$
 $\underline{5} - \underline{4} = \underline{\quad}$	 $\underline{3} - \underline{2} = \underline{\quad}$



I can do this!

I can move on with
little practice

I'm almost there.

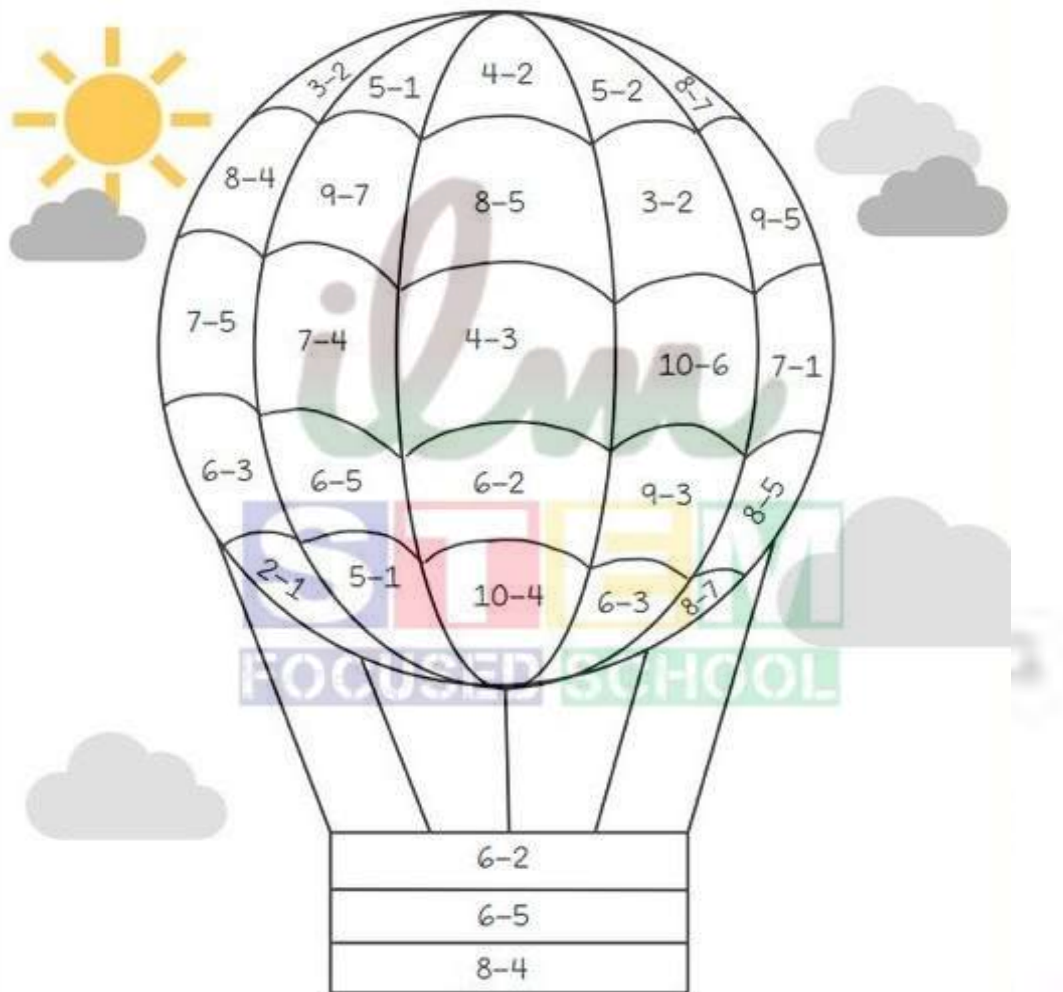
I need more work
on this.I don't understand
this.

Practice Worksheet

Date: _____ Day: _____ Teacher's Sign: _____

SUBTRACTION

Subtract and color using the key.



1 = red

3 = green

5 = grey

2 = blue

4 = orange

6 = purple



I can do this!



I can move on with
little practice



I'm almost there.



I need more work
on this.




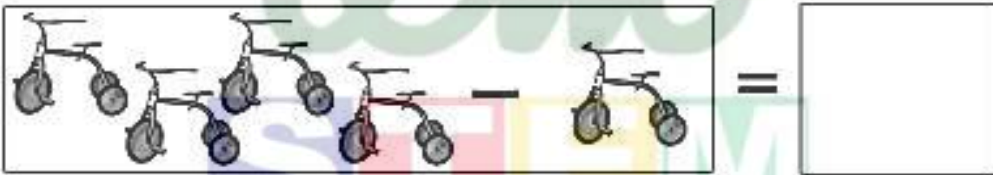
I don't understand
this.

Practice Worksheet

Date: _____ Day: _____ Teacher's Sign: _____

SUBTRACTION

Subtract the following.



I can do this!



I can move on with
little practice



I'm almost there.



I need more work
on this.



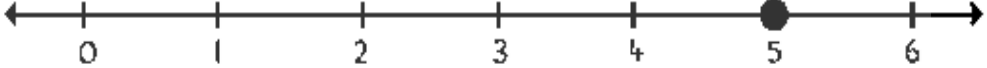
I don't understand
this.


Practice Worksheet

Date: _____ Day: _____ Teacher's Sign: _____

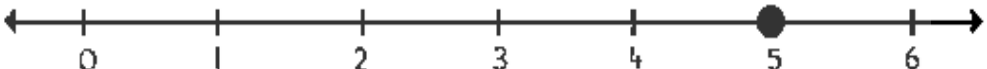
SUBTRACTION

Subtract the following using the lines.

$5 - 2 = \square$


$3 - 2 = \square$


$6 - 3 = \square$


$5 - 1 = \square$




I can do this!

I can move on with
little practice

I'm almost there.



I need more work
on this.I don't understand
this.

Practice Worksheet

Date: _____ Day: _____ Teacher's Sign: _____

BACKWARDS COUNTING

Count from 10 to 0 backwards.



I can do this!



I can move on with little practice



I'm almost there.



I need more work on this.



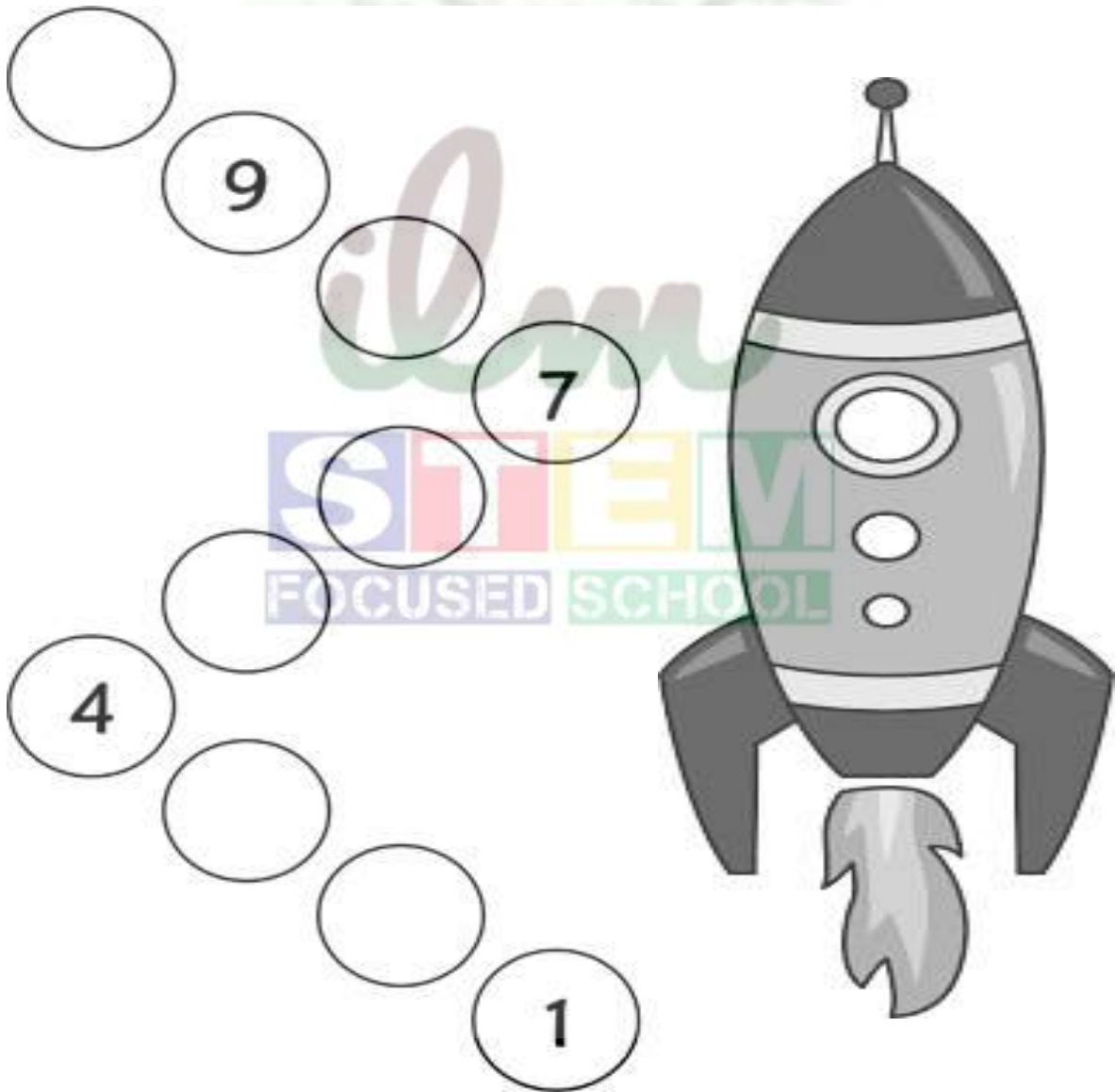
I don't understand this.

Practice Worksheet

Date: _____ Day: _____ Teacher's Sign: _____

BACKWARDS COUNTING

Can you count back from 10 to help the rocket blast off?



mellox



I can do this!



I can move on with little practice



I'm almost there.



I need more work on this.



I don't understand this.

Practice Worksheet


Date: _____ Day: _____ Teacher's Sign: _____

BACKWARDS COUNTING

Count from 20 to 0 backwards and write the missing numbers.

Counting Backwards from 20

20		18	17		15	14		12			9			6	5			2	
	19	18		16	15				11	10			7	6		4	3		
				16			13					8				4	3		



		19	18			16	15	
13			11				8	7
				4	3			

FOCUSED ENERGY



I can do this!



I can move on with little practice



I'm almost there.



I need more work on this.




I don't understand this.

Practice Worksheet

Date: _____ Day: _____ Teacher's Sign: _____

BACKWARDS COUNTING

Count from 30 to 0 backwards and write the missing numbers.

30		20	10
29		19	9
28			8
25		15	
24		14	4
			3
22		12	2
			1



I can do this!



I can move on with
little practice



I'm almost there.



I need more work
on this.



I don't understand
this.

Practice Worksheet

Date: _____ Day: _____ Teacher's Sign: _____

NUMBERS IN WORDS

Trace and write.

One



one

one

one



I can do this!



I can move on with little practice



I'm almost there.



I need more work on this.



I don't understand this.

Practice Worksheet

Date: _____ Day: _____ Teacher's Sign: _____

NUMBERS IN WORDS

Trace and write.

1



One

One apple

one one one

1

one



I can do this!



I can move on with little practice



I'm almost there.



I need more work on this.



I don't understand this.

Practice Worksheet

Date: _____ Day: _____ Teacher's Sign: _____

NUMBERS IN WORDS

Trace and write.

Two



two

two

two

STEM FOCUSED SCHOOL AND MENTORSHIP



I can do this!



I can move on with little practice



I'm almost there.



I need more work on this.



I don't understand this.

Practice Worksheet

Date: _____ Day: _____ Teacher's Sign: _____

NUMBERS IN WORDS

Trace and write.

2



Two

Two apples

two two two

2

two



I can do this!



I can move on with little practice



I'm almost there.



I need more work on this.



I don't understand this.

Practice Worksheet

Date: _____ Day: _____ Teacher's Sign: _____

NUMBERS IN WORDS

Trace and write.

Three



three

three

three



I can do this!



I can move on with
little practice



I'm almost there.



I need more work
on this.



I don't understand
this.

Practice Worksheet

Date: _____ Day: _____ Teacher's Sign: _____

NUMBERS IN WORDS

Trace and write.

3



Three

Three apples

three three

3

three



I can do this!



I can move on with little practice



I'm almost there.



I need more work on this.



I don't understand this.

Practice Worksheet

Date: _____ Day: _____ Teacher's Sign: _____

NUMBERS IN WORDS

Trace and write.

Four



four

four

four



I can do this!



I can move on with
little practice



I'm almost there.



I need more work
on this.



I don't understand
this.

Practice Worksheet

Date: _____ Day: _____ Teacher's Sign: _____

NUMBERS IN WORDS

Trace and write.

4



Four apples

Four

four four four

4

four



I can do this!



I can move on with little practice



I'm almost there.



I need more work on this.



I don't understand this.


Practice Worksheet

Date: _____ Day: _____ Teacher's Sign: _____

NUMBERS IN WORDS

Trace and write.

Five



five

five

five



I can do this!



I can move on with little practice



I'm almost there.



I need more work on this.



I don't understand this.


Practice Worksheet

Date: _____ Day: _____ Teacher's Sign: _____

NUMBERS IN WORDS

Trace and write.

5



Five

Five apples

five five five

FOCUSED SCHOOL

5

five



I can do this!



I can move on with little practice



I'm almost there.



I need more work on this.



I don't understand this.

Practice Worksheet

Date: _____ Day: _____ Teacher's Sign: _____

NUMBERS IN WORDS

Trace and write.

1 one

2 two

3 three

4 four

5 five



I can do this!



I can move on with little practice



I'm almost there.



I need more work on this.



I don't understand this.

Practice Worksheet

Date: _____ Day: _____ Teacher's Sign: _____

NUMBERS IN WORDS

Draw a line to match the number in words with the correct number and color the pencils.



four

1

five

2

two

3

three

4

one

5



I can do this!



I can move on with little practice



I'm almost there.



I need more work on this.



I don't understand this.


Practice Worksheet

Date: _____ Day: _____ Teacher's Sign: _____

NUMBERS IN WORDS

Trace and write.

Six



SIX

SIX

SIX



I can do this!



I can move on with little practice



I'm almost there.



I need more work on this.



I don't understand this.


Practice Worksheet

Date: _____ Day: _____ Teacher's Sign: _____

NUMBERS IN WORDS

Trace and write.

6



Six

Six apples

six

six six six

6

six



I can do this!



I can move on with little practice



I'm almost there.



I need more work on this.



I don't understand this.


Practice Worksheet

Date: _____ Day: _____ Teacher's Sign: _____

NUMBERS IN WORDS

Trace and write.

Seven



seven

seven

seven



I can do this!



I can move on with little practice



I'm almost there.



I need more work on this.



I don't understand this.

Practice Worksheet

Date: _____ Day: _____ Teacher's Sign: _____

NUMBERS IN WORDS

Trace and write.

7  Seven

Seven apples

seven seven

FOCUSED SCHOOL

7

seven



I can do this!



I can move on with little practice



I'm almost there.



I need more work on this.



I don't understand this.

Practice Worksheet

Date: _____ Day: _____ Teacher's Sign: _____

NUMBERS IN WORDS

Trace and write.

Eight



eight eight eight

eight

eight



I can do this!



I can move on with little practice



I'm almost there.



I need more work on this.



I don't understand this.


Practice Worksheet

Date: _____ Day: _____ Teacher's Sign: _____

NUMBERS IN WORDS

Trace and write.

8



Eight

Eight apples



eight eight eight

eight



I can do this!



I can move on with little practice



I'm almost there.



I need more work on this.



I don't understand this.

Practice Worksheet

Date: _____ Day: _____ Teacher's Sign: _____

NUMBERS IN WORDS

Trace and write.

Nine



Tracing practice for the word "nine". Each row consists of a solid top line, a dashed middle line, and a solid bottom line. The word "nine" is written in a dotted font on the dashed line. The first row includes a large, colorful "STEM" logo in the background. The second and third rows are blank for independent practice.



I can do this!



I can move on with little practice



I'm almost there.



I need more work on this.



I don't understand this.


Practice Worksheet

Date: _____ Day: _____ Teacher's Sign: _____

NUMBERS IN WORDS

Trace and write.

9



Nine

Nine apples

nine nine nine

9

nine



I can do this!



I can move on with little practice



I'm almost there.



I need more work on this.



I don't understand this.

Practice Worksheet

Date: _____ Day: _____ Teacher's Sign: _____

NUMBERS IN WORDS

Trace and write.

Ten



ten

ten

ten



I can do this!



I can move on with little practice



I'm almost there.



I need more work on this.



I don't understand this.


Practice Worksheet

Date: _____ Day: _____ Teacher's Sign: _____

NUMBERS IN WORDS

Trace and write.

10



Ten

Ten apples

ten

ten ten

10

ten



I can do this!



I can move on with little practice



I'm almost there.



I need more work on this.



I don't understand this.

Practice Worksheet

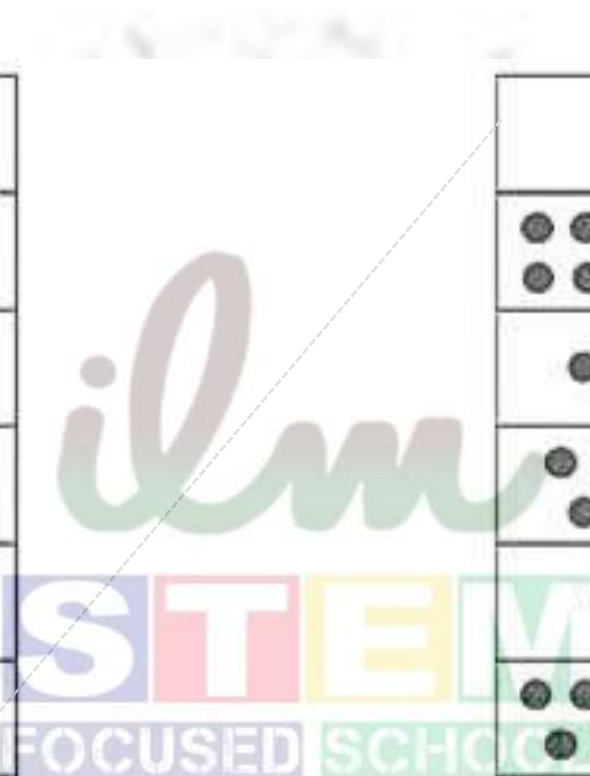
Date: _____ Day: _____ Teacher's Sign: _____

NUMBERS IN WORDS

Count and match.

ten
seven
six
two
three
one
nine
four
five
eight

1
7
3
5
2
8
4
6
9
10



I can do this!



I can move on with little practice



I'm almost there.



I need more work on this.



I don't understand this.

Practice Worksheet

Date: _____ Day: _____ Teacher's Sign: _____

NUMBERS IN WORDS

Rearrange the letters and write the numbers in words.

1	eon	
2	wot	
3	eehrt	
4	oruf	
5	iefv	
6	ixs	
7	enesv	
8	gtehi	
9	einn	
10	nte	



I can do this!



I can move on with
little practice



I'm almost there.



I need more work
on this.



I don't understand
this.

Practice Worksheet

Date: _____ Day: _____ Teacher's Sign: _____

NUMBERS IN WORDS

Write the number in words and draw the quantity.

1	One	
2		
3		
4		
5		
6		
7		
8		
9		
10		



I can do this!



I can move on with
little practice



I'm almost there.



I need more work
on this.



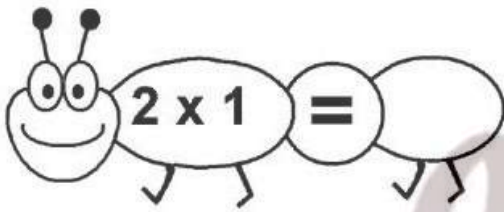
I don't understand
this.

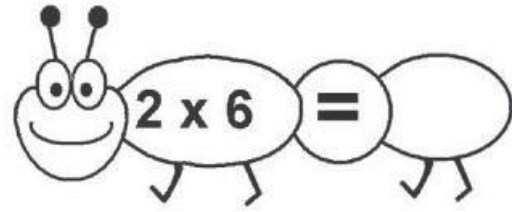
Practice Worksheet

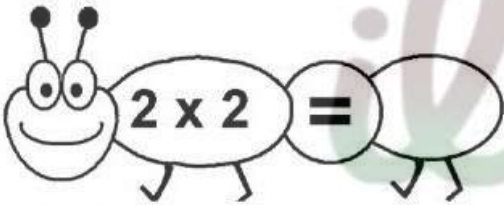
Date: _____ Day: _____ Teacher's Sign: _____

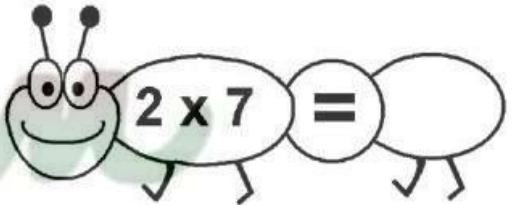
TABLE OF 2

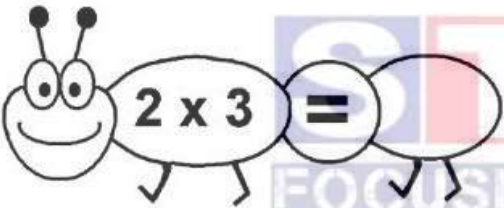
Complete the 2 times table.

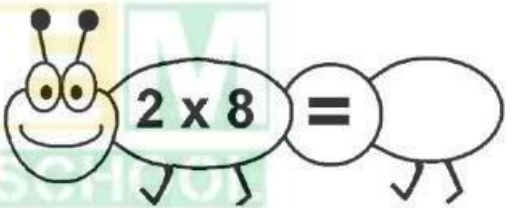
 $2 \times 1 = \bigcirc$

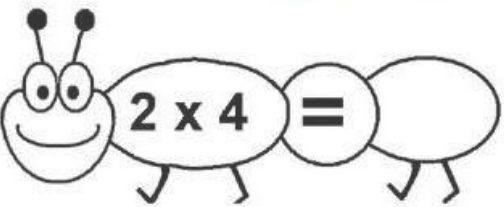
 $2 \times 6 = \bigcirc$

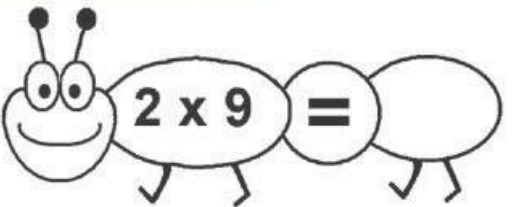
 $2 \times 2 = \bigcirc$

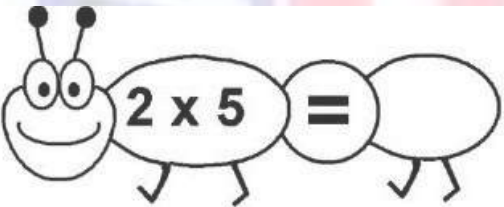
 $2 \times 7 = \bigcirc$

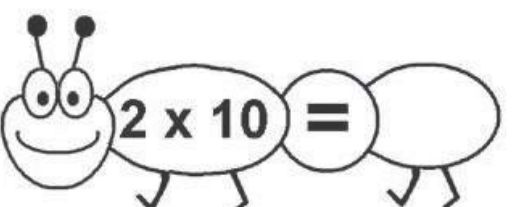
 $2 \times 3 = \bigcirc$

 $2 \times 8 = \bigcirc$

 $2 \times 4 = \bigcirc$

 $2 \times 9 = \bigcirc$

 $2 \times 5 = \bigcirc$

 $2 \times 10 = \bigcirc$



I can do this!

I can move on with
little practice

I'm almost there.

I need more work
on this.I don't understand
this.

Practice Worksheet

Date: _____ Day: _____ Teacher's Sign: _____

TABLE OF 3

Learn the table of 3.

3x Times Tables

3	x	1	=	3
3	x	2	=	6
3	x	3	=	9
3	x	4	=	12
3	x	5	=	15
3	x	6	=	18
3	x	7	=	21
3	x	8	=	24
3	x	9	=	27
3	x	10	=	30



I can do this!

I can move on with
little practice

I'm almost there.

I need more work
on this.I don't understand
this.

Practice Worksheet

Date: _____ Day: _____ Teacher's Sign: _____

COUNTING

Write counting 101 – 150

HTO	HTO	HTO	HTO	HTO
101				



I can do this!



I can move on with little practice



I'm almost there.



I need more work on this.



I don't understand this.

Practice Worksheet

Date: _____ Day: _____ Teacher's Sign: _____

COUNTING

Write counting 151 – 200

HTO	HTO	HTO	HTO	HTO
151				



I can do this!



I can move on with little practice



I'm almost there.



I need more work on this.



I don't understand this.

Practice Worksheet

Date: _____ Day: _____ Teacher's Sign: _____

COUNTING

Write counting 201 - 250

HTO	HTO	HTO	HTO	HTO
201				



I can do this!



I can move on with little practice



I'm almost there.



I need more work on this.



I don't understand this.

Practice Worksheet

Date: _____ Day: _____ Teacher's Sign: _____

COUNTING

Write counting 251 - 300

HTO	HTO	HTO	HTO	HTO
251				



I can do this!



I can move on with
little practice



I'm almost there.



I need more work
on this.




I don't understand
this.

Practice Worksheet

Date: _____ Day: _____ Teacher's Sign: _____

SYMMETRICAL

Complete the shape.



I can do this!



I can move on with little practice



I'm almost there.



I need more work on this.




I don't understand this.

Practice Worksheet

Date: _____ Day: _____ Teacher's Sign: _____

SYMMETRICAL

Complete the shape.



I can do this!



I can move on with little practice



I'm almost there.



I need more work on this.



I don't understand this.

Practice Worksheet

Date: _____ Day: _____ Teacher's Sign: _____

BACKWARDS COUNTING

Write backwards counting 50 - 1

TO	TO	TO	TO	TO
50				



I can do this!



I can move on with little practice



I'm almost there.



I need more work on this.



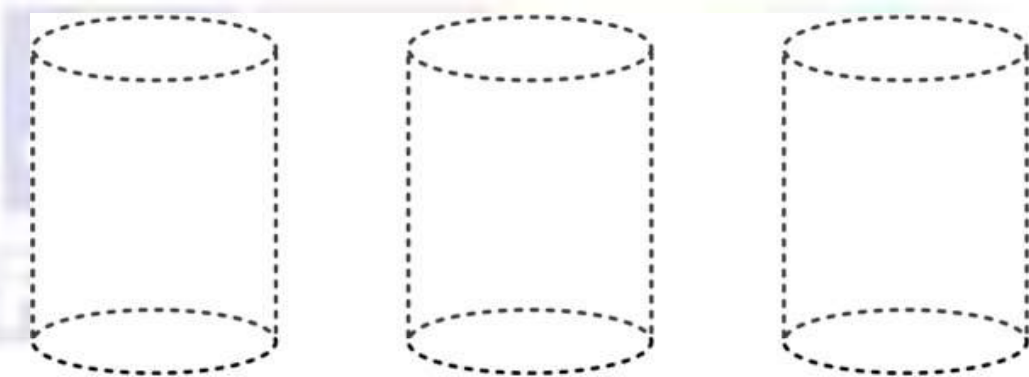
I don't understand this.

Practice Worksheet

Date: _____ Day: _____ Teacher's Sign: _____

3D SHAPES

Trace the shapes cube, cone and cylinder.



I can do this!



I can move on with little practice



I'm almost there.



I need more work on this.



I don't understand this.

Practice Worksheet

Date: _____ Day: _____ Teacher's Sign: _____

NUMBER IN WORDS

Learn, trace and write.

2 twelve

2 twelve

2 twelve

FOCUSSED SCHOOL

FOCUSSED SCHOOL

FOCUSSED SCHOOL



I can do this!



I can move on with little practice



I'm almost there.



I need more work on this.



I don't understand this.

Practice Worksheet

Date: _____ Day: _____ Teacher's Sign: _____

NUMBER IN WORDS

Learn, trace and write.

13 thirteen

13 thirteen

13 thirteen

FOCUSED SCHOOL



I can do this!



I can move on with little practice



I'm almost there.



I need more work on this.



I don't understand this.

Practice Worksheet

Date: _____ Day: _____ Teacher's Sign: _____

NUMBER IN WORDS

Learn, trace and write.

14 fourteen

14 fourteen

14 fourteen

FOCUSED SCHOOL



I can do this!



I can move on with little practice



I'm almost there.



I need more work on this.



I don't understand this.

Practice Worksheet

Date: _____ Day: _____ Teacher's Sign: _____

NUMBER IN WORDS

Learn, trace and write.

15 fifteen

15 fifteen

15 fifteen

FOCUSED SCHOOL



I can do this!



I can move on with little practice



I'm almost there.



I need more work on this.



I don't understand this.

Practice Worksheet

Date: _____ Day: _____ Teacher's Sign: _____

NUMBER IN WORDS

Learn, trace and write.

16

sixteen

17

seventeen

18

eighteen

19

nineteen

20

twenty



I can do this!



I can move on with little practice



I'm almost there.



I need more work on this.



I don't understand this.

Practice Worksheet

Date: _____ Day: _____ Teacher's Sign: _____

NUMBER IN WORDS

Write number in words.

11		
12		
13		
14		
15		
16		
17		
18		
19		
20		



I can do this!



I can move on with
little practice



I'm almost there.



I need more work
on this.



I don't understand
this.



**INSTITUTE OF LEARNING
AND MENTORSHIP**

Certification on Completion of the Book



_____ of Class _____ has
completed this book with great efforts and great achievement.

STEFANUS
FOCUSED SCHOOL

STEFANUS
FOCUSED SCHOOL

Bibliography



The development of Mathematics was a collaborative effort. The content was rewritten, edited and developed by Rabya Khan of ILM. Over 200 preschool curricula were reviewed by the team of six ILM staff members to write this workbook. The following references were used.;

- www.k5learning.com, numbers spellings.
- www.education.com, missing numbers.
- www.velvetpaintings.com, maths addition.
- www.turtlediary.com, 3d shapes.
- www.teacherspayteachers.com, missing numbers
- www.worksheetfun.com, subtraction.
- www.madebyteachers.com, subtraction..
- www.pinterest.com, time worksheet.
- www.pinterest.com, ascending and descending orders.
- www.mathworksheets4kids.com, greater than ,less than.
- www.worksheetfun.com, even and odds.
- www.thejquery.info, addition.
- www.kidzsheets.com, counting.
- www.turtlediary.com, counting worksheet.
- www.education.com, greater than less than.



ABOUT THE WORKBOOK

This book presents the facts and the knowledge in a long long lasting memorable fasion. The information presented has been carefully researched by the academic team of ILM.

