

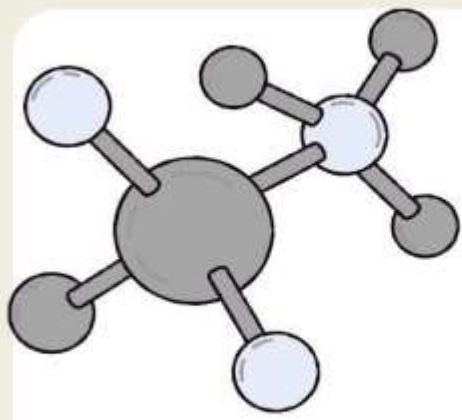


Hands-on Science

for Kindergarten



Version 2.2



SCIENCE WORKBOOK

Name: _____

Grade: _____




TABLE OF CONTENT

TOPIC NAME	PAGE NUMBER
MY BODY PARTS & ORGANS	
• Identify and Match the body parts 01 –	02
• Write the names of Body parts 03 –	05
• Match the body organs 06 –	07
• Color the body organs	08
• Write the names of Body Organs	09
PARTS OF PLANTS	
• Color the parts of plants	11
• Circle the correct parts	12
• Match the following 13 –	14
• Tick the correct part of plant	15
• Identify and label	16
LIFE CYCLES	
• Life cycle of an apple tree 18 –	20
• Seed germination	21
• Life cycle of Frog 22 –	24
ANIMALS	
• Animals Sorting 25 –	29
• Carnivores, omnivores, herbivores 30 –	35
• Animals and their babies 36 –	37
WILD ANIMALS	
• Tick the correct animal	38
• Find wild animals in Word search	39
FARM ANIMALS	
• Tick the correct farm animal	40

- Find the farm animals in word search



TABLE OF CONTENT

TOPIC NAME	PAGE NUMBER
PET ANIMALS	
• Identify and tick the correct animal	42
• Circle the pet animals	43
SEA ANIMALS	
• Identify and match 44 –	45
• Identify and circle	46
• Tick the correct name of sea animal	47
• Find the sea animals in puzzle	48
BIRDS	
• Match the following birds with names 49 –	50
• Tick the correct bird name 51 –	52
• Write the name of the given bird	53
INSECTS	
• Tick the insects	54
• Match the following insects with names	55
• Write the names of insects	56
• Unscramble the letters	57
SENSES	
• Match the sense organs	58
• Draw the correct sense organs	59
• Complete the sentences	60
• Draw and color something you can sense with 61 –	65
• Make observations using senses	66
SOLAR SYSTEM	
• Identify and color the solar system	67



TABLE OF CONTENT

TOPIC NAME	PAGE NUMBER
SOLAR SYSTEM	
• Identify and color the planets only	69
• Color the objects astronaut see	70
• Solve the riddles	71
• Find the names in the puzzle	72
MATTER	
• Color the solid, liquid and gases 73 –	76
• Name the state of matter	77
• Draw the pictures of every group of matter	78
• What are they made of?	79
ENERGY	
• Color the odd one out	80
• Match with the kind of energy	81
• Draw the things which produce energy	82
MAGNETISM	
• Draw The pictures	83
• Magnetic or non-magnetic?	84
SINK OR FLOAT	85
HOT & COLD	86 – 87
LIVING & NON-LIVING THINGS	88
PUSH OR PULL	89 – 90
SEASONS	91 – 92

Practice Worksheet

Date: _____ Day: _____ Teacher's Sign: _____

MY BODY PARTS

Identify and match the body parts.

MOUT

EAR

HAIR

NOSE

NECK



FOOT

LEG

EYE

ARM

HAND



I can do
this!



I can move on
with little practice



I'm almost
there.



I need more
work on this.



I don't
understand
this.

Practice Worksheet

Date: _____ Day: _____ Teacher's Sign: _____

MY BODY PARTS

Match the body parts.



head

Eyes

fingers

mouth

ear

nose



I can do
this!



I can move on
with little practice



I'm almost
there.



I need more
work on this.




I don't
understand
this.

Practice Worksheet

Date: _____ Day: _____ Teacher's Sign: _____

MY BODY PARTS

Let's name the body parts. Identify and label the body parts.



I can do
this!



I can move on
with little practice



I'm almost
there.



I need more
work on this.



I don't
understand
this.

Practice Worksheet

Date: _____ Day: _____ Teacher's Sign: _____

MY BODY PARTS

Write the names of the following body parts.

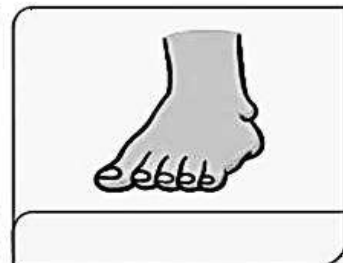


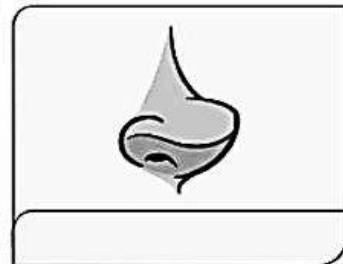
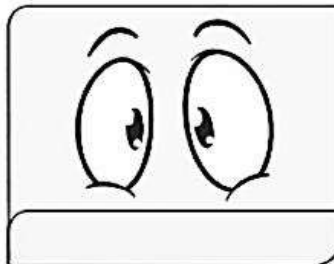
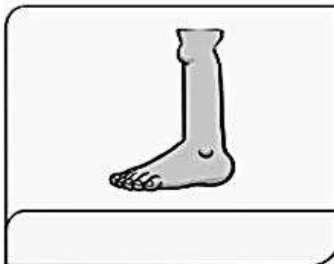
eyes
face

leg
foot

mouth
nose

hand
arm

ear



I can do
this!



I can move on
with little practice



I'm almost
there.



I need more
work on this.





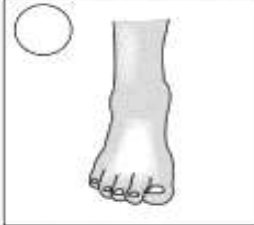
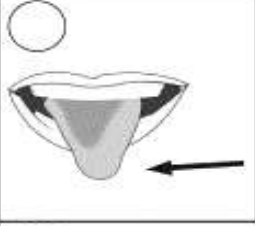

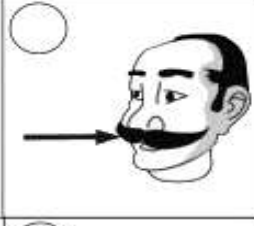




I don't
understand
this.

Practice Worksheet

Date: _____ Day: _____ Teacher's Sign: _____

MY BODY PARTS

Identify and match the body parts.

			
	<ol style="list-style-type: none"> 1. ear 2. lips 3. heel 4. eye 5. moustache 6. beard 7. hair 8. knee 9. teeth 10. neck 11. eyelashes 12. toes 13. tongue 14. foot 		
			
			
			



I can do
this!



I can move on
with little practice



I'm almost
there.



I need more
work on this.



I don't
understand
this.

Practice Worksheet

Date: _____ Day: _____ Teacher's Sign: _____

MY BODY ORGANS

Match the internal organs with their locations



I can do this!



I can move on with little practice



I'm almost there.



I need more work on this.



I don't understand this.

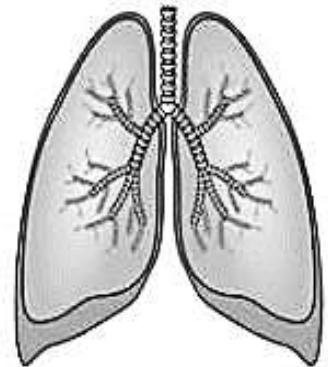
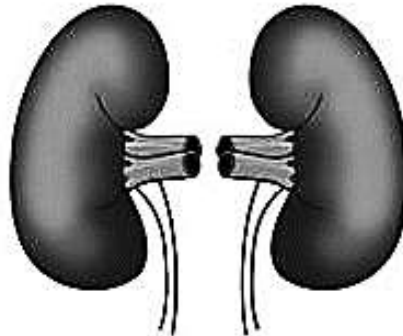
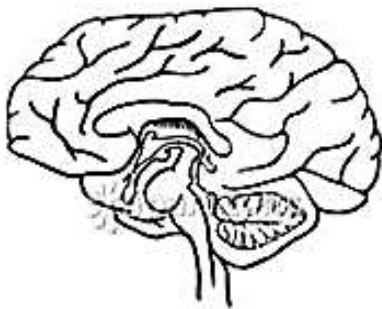
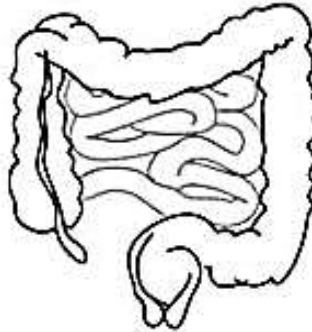

Practice Worksheet

Date: _____ Day: _____ Teacher's Sign: _____

MY BODY ORGANS

Match the names to their relevant body parts.

Heart Lungs Liver Kidneys Intestines Stomach



I can do
this!



I can move on
with little practice



I'm almost
there.



I need more
work on this.



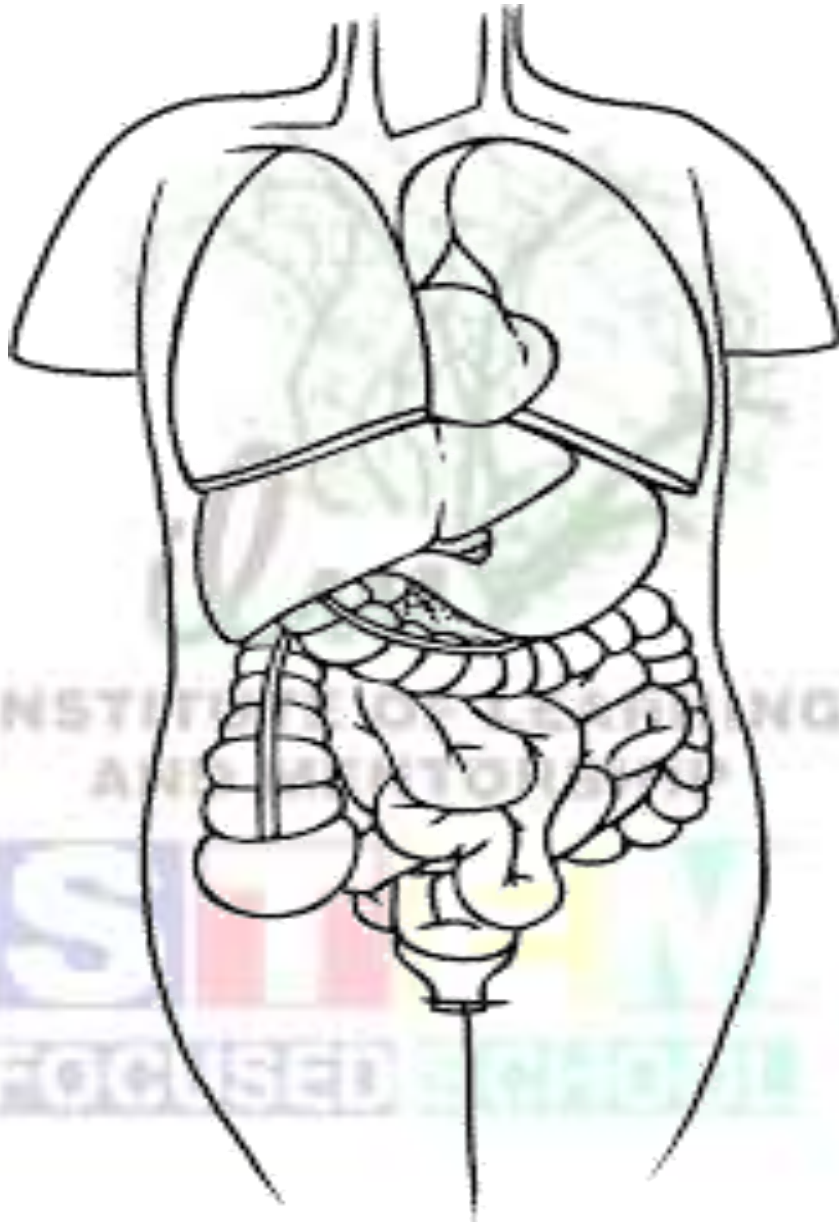
I don't
understand
this.

Practice Worksheet

Date: _____ Day: _____ Teacher's Sign: _____

MY BODY ORGANS

Color the body organs.



**I can do
this!**



**I can move on
with little practice**



**I'm almost
there.**



**I need more
work on this.**



**I don't
understand
this.**

Practice Worksheet

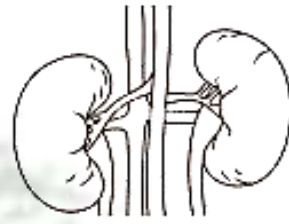
Date: _____ Day: _____ Teacher's Sign: _____

MY BODY

Write the names of the following body parts.




















I can do
this!



I can move on
with little practice



I'm almost
there.



I need more
work on this.

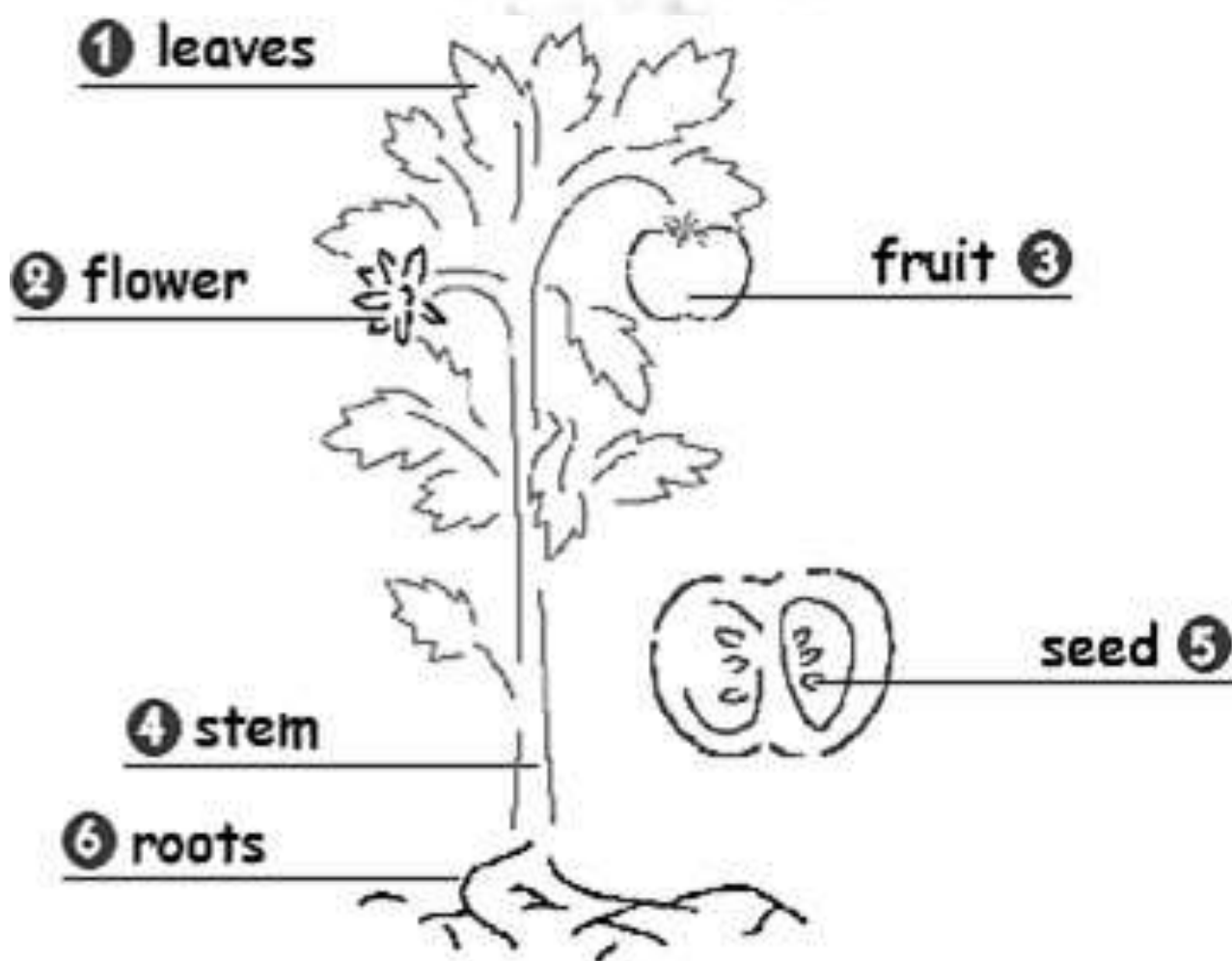


I don't
understand
this.

Practice Worksheet

Date: _____ Day: _____ Teacher's Sign: _____

PARTS OF PLANTS



I can do
this!



I can move on
with little practice



I'm almost
there.



I need more
work on this.



I don't
understand
this.

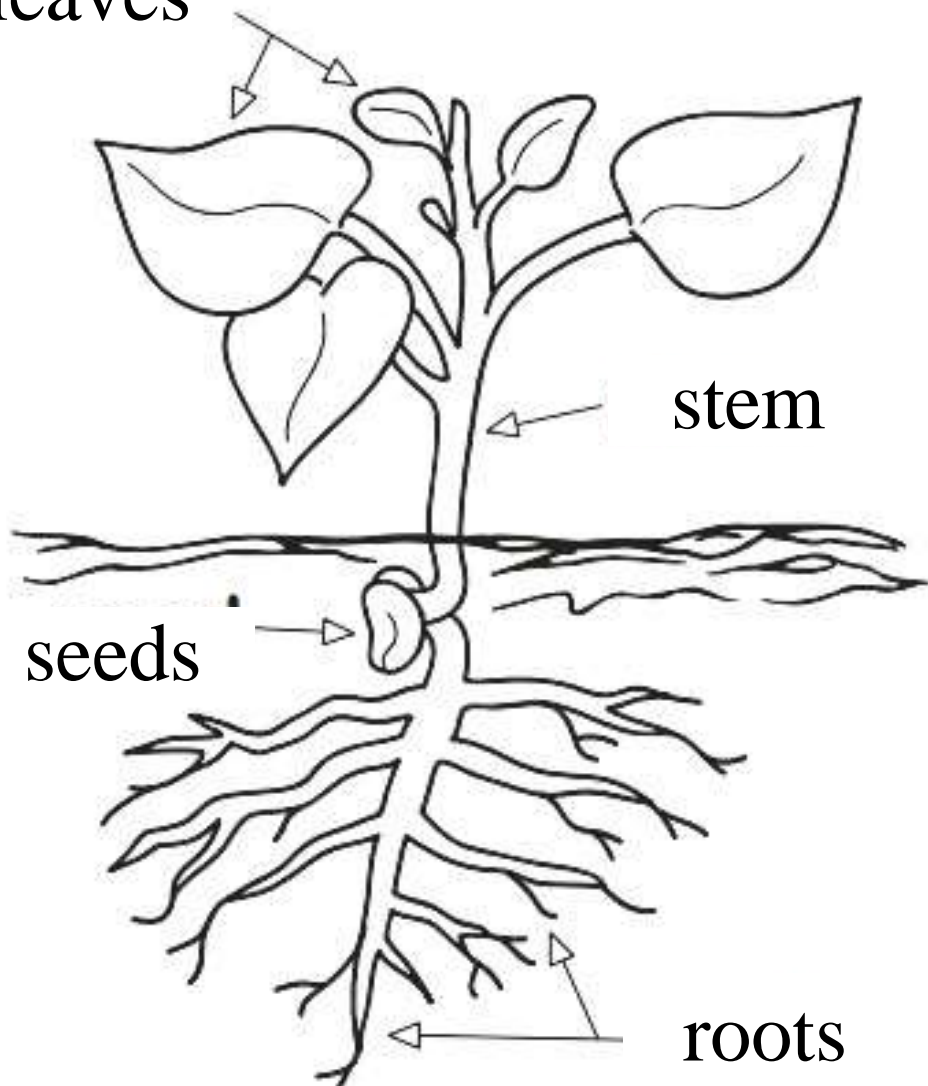
Practice Worksheet

Date: _____ Day: _____ Teacher's Sign: _____

PLANTS

Color the parts of the plant.

leaves



stem

seeds

roots



I can do this!



I can move on with little practice



I'm almost there.



I need more work on this.




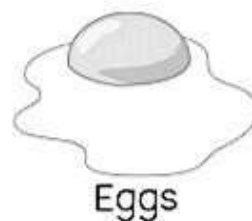


I don't understand this.

Practice Worksheet

Date: _____ Day: _____ Teacher's Sign: _____

PLANTS

Circle 4 things that plants need to grow.



I can do
this!



I can move on
with little practice



I'm almost
there.



I need more
work on this.



I don't
understand
this.

Practice Worksheet

Date: _____ Day: _____ Teacher's Sign: _____

PLANTS

Match the following images with their names.

Roots



Leaves



Trunk



Leaf



I can do
this!



I can move on
with little practice



I'm almost
there.



I need more
work on this.



I don't
understand
this.

Practice Worksheet

Date: _____ Day: _____ Teacher's Sign: _____

PLANTS

Match the words to the edible parts of the plant.

flower



root



stem



seed



I can do
this!



I can move on
with little practice



I'm almost
there.



I need more
work on this.



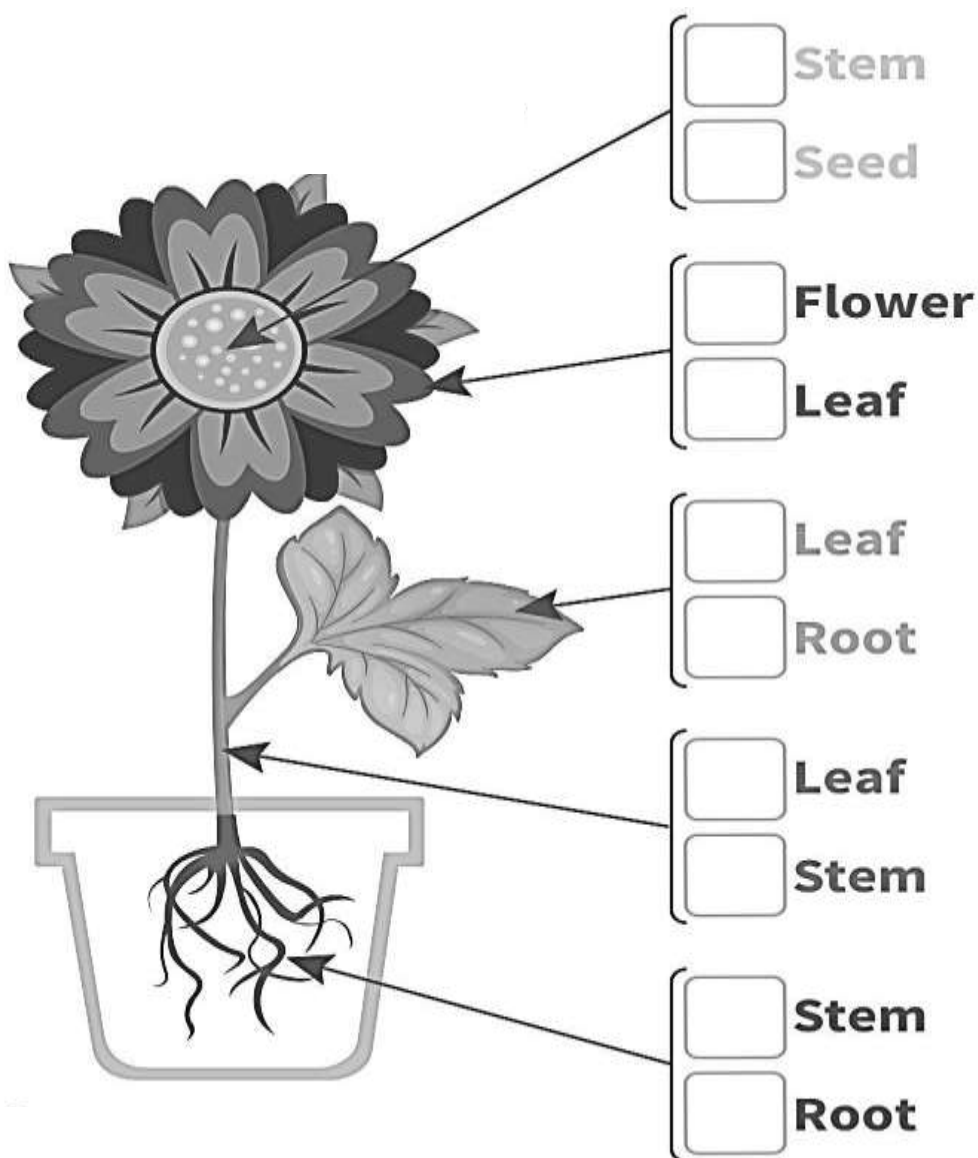
I don't
understand
this.

Practice Worksheet

Date: _____ Day: _____ Teacher's Sign: _____

PLANTS

Choose and Tick the correct part of plants.



I can do
this!



I can move on
with little practice



I'm almost
there.



I need more
work on this.



I don't
understand
this.

Practice Worksheet

Date: _____ Day: _____ Teacher's Sign: _____

PLANTS

Identify and label the parts of a plant.



I can do this!



I can move on with little practice



I'm almost there.



I need more work on this.



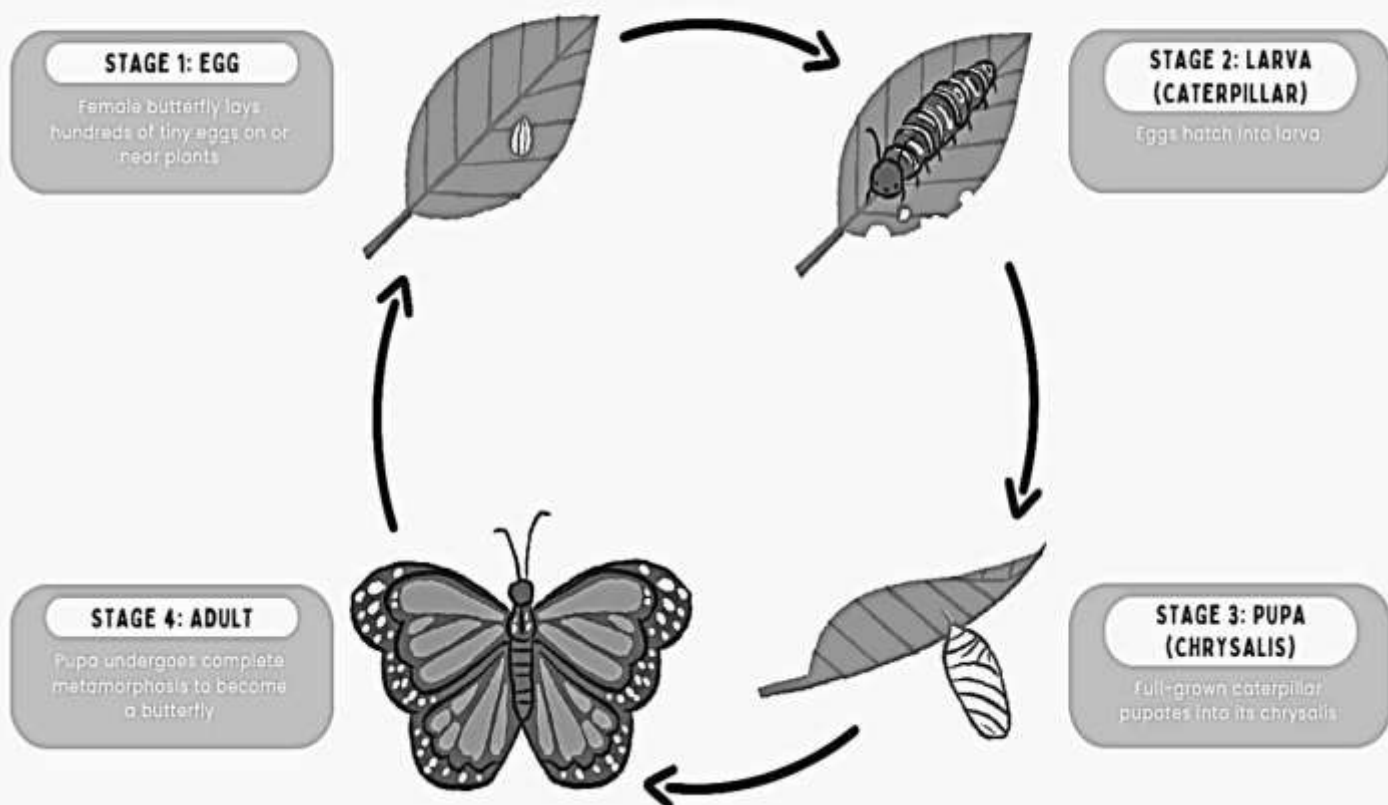
I don't understand this.

Practice Worksheet

Date: _____ Day: _____ Teacher's Sign: _____

LIFE CYCLES

LIFE CYCLE OF A BUTTERFLY



I can do this!



I can move on with little practice



I'm almost there.



I need more work on this.




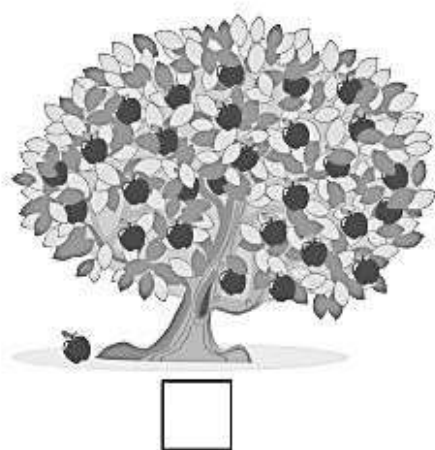
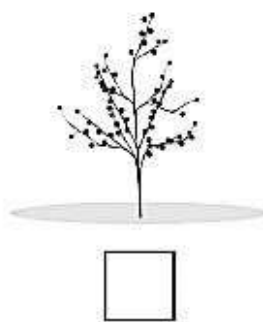

I don't understand this.

Practice Worksheet

Date: _____ Day: _____ Teacher's Sign: _____

LIFE CYCLE OF AN APPLE

Write the correct number in each box below to arrange the apple's life cycle into the cor



I can do
this!



I can move on
with little practice



I'm almost
there.



I need more
work on this.



I don't
understand
this.

Practice Worksheet

Date: _____ Day: _____ Teacher's Sign: _____

LIFE CYCLE OF AN APPLE

Read the sentences and trace the words to complete the sentence.

1. Apples grow on trees.
2. Apples can be red, green or yellow.
3. The inside of an apple is sweet.
4. Apples are a healthy snack.



I can do
this!



I can move on
with little practice



I'm almost
there.



I need more
work on this.




I don't
understand
this.

Practice Worksheet

Date: _____ Day: _____ Teacher's Sign: _____


LIFE CYCLE OF AN APPLE

Use the words in the word bank to fill in the blank beside each picture of an apple life cycle.



Word Bank

Stem	trunk
Blossoms	spur
fruit	seeds
bud	stamen



I can do this!



I can move on with little practice



I'm almost there.



I need more work on this.



I don't understand this.

Practice Worksheet

Date: _____ Day: _____ Teacher's Sign: _____

SEED GERMINATION

Describe seed germination process step by step.





I can do this!



I can move on with little practice



I'm almost there.



I need more work on this.



I don't understand this.

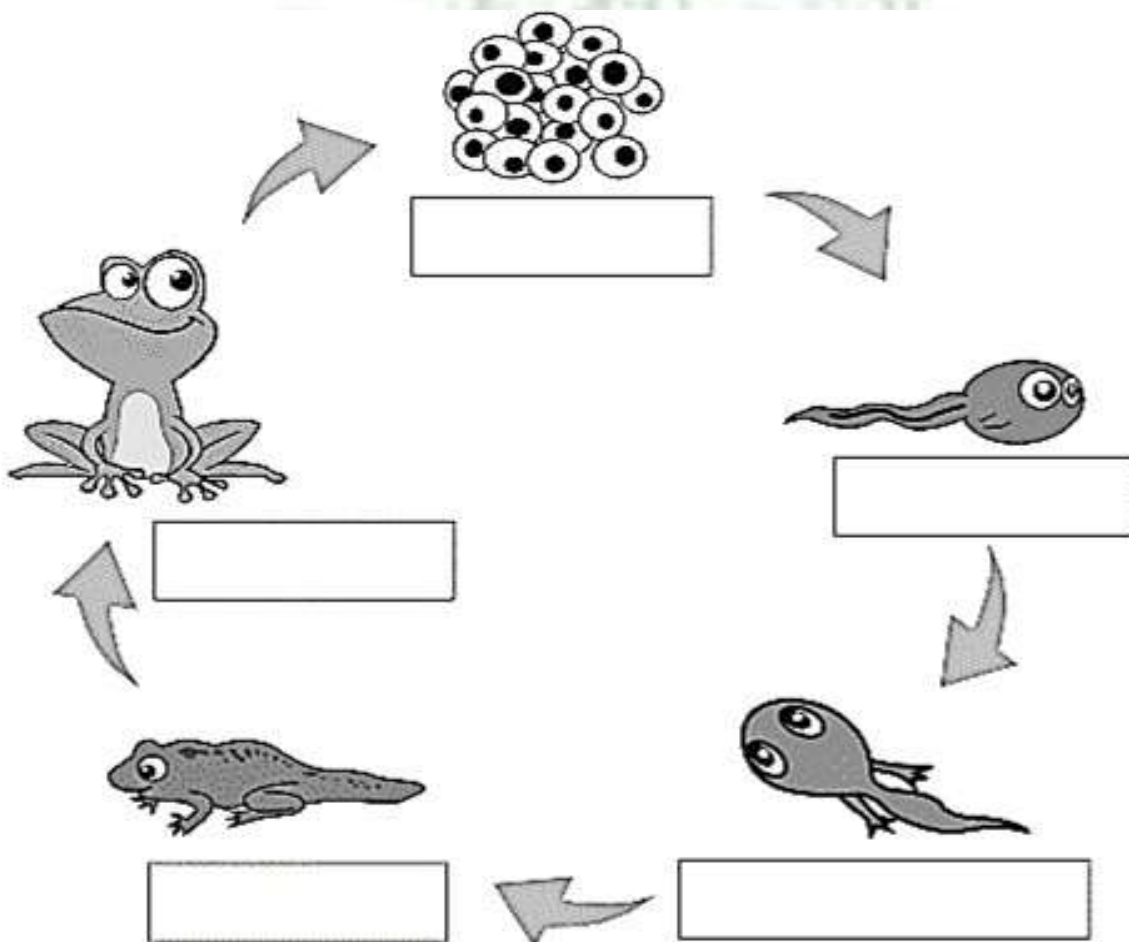
Practice Worksheet

Date: _____ Day: _____ Teacher's Sign: _____

LIFE CYCLE OF FROG

Identify and label the different stages in the life cycle of a frog using the terms given in the word box.

Adult frog Tadpole with legs Eggs Young frog
Tadpole



I can do this!



I can move on with little practice



I'm almost there.



I need more work on this.



I don't understand this.

Practice Worksheet

Date: _____ Day: _____ Teacher's Sign: _____

LIFE CYCLE OF FROG

Match the picture with the correct stage of the frog life cycle.



Adult frog

Froglet

Tadpole

Eggs



I can do
this!



I can move on
with little practice



I'm almost
there.



I need more
work on this.



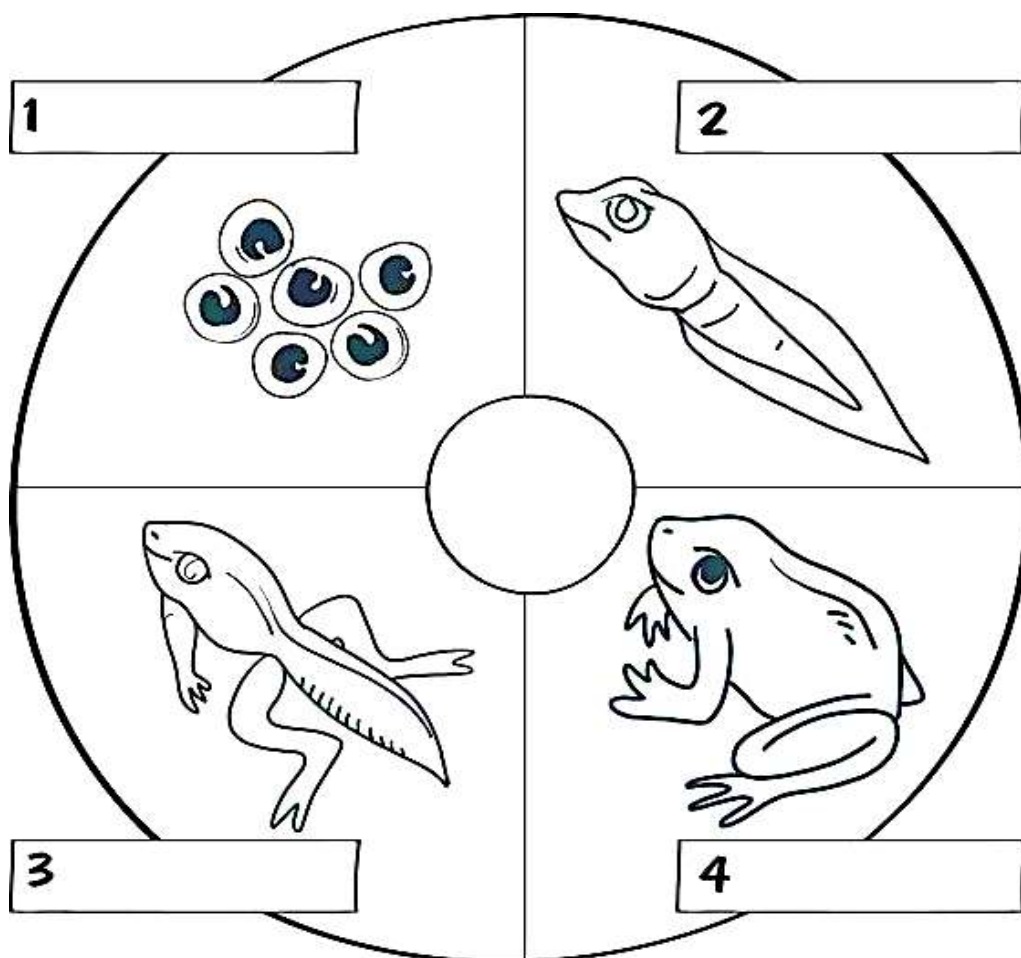
I don't
understand
this.

Practice Worksheet

Date: _____ Day: _____ Teacher's Sign: _____

LIFE CYCLE OF FROG

Label the pictures of stages of frog's cycle.



Frog Eggs Tadpole Froglet



I can do
this!



I can move on
with little practice



I'm almost
there.



I need more
work on this.




I don't
understand
this.

Practice Worksheet

Date: _____ Day: _____ Teacher's Sign: _____

ANIMALS

Circle the pictures that show bird.



I can do
this!



I can move on
with little practice



I'm almost
there.



I need more
work on this.




I don't
understand
this.

Practice Worksheet

Date: _____ Day: _____ Teacher's Sign: _____

ANIMALS

Read and trace.



Elephant



Zebra



Tiger



Hippo



Lion



Monkey



Giraffe



I can do
this!



I can move on
with little practice



I'm almost
there.



I need more
work on this.




I don't
understand
this.

Practice Worksheet

Date: _____ Day: _____ Teacher's Sign: _____

ANIMALS

Circle the pictures that show fishes.



I can do
this!



I can move on
with little practice



I'm almost
there.



I need more
work on this.




I don't
understand
this.

Practice Worksheet

Date: _____ Day: _____ Teacher's Sign: _____

ANIMALS

Circle the pictures that show reptiles.



I can do this!



I can move on with little practice



I'm almost there.



I need more work on this.




I don't understand this.

Practice Worksheet

Date: _____ Day: _____ Teacher's Sign: _____

ANIMALS

Circle the pictures that show insects.



I can do
this!



I can move on
with little practice



I'm almost
there.



I need more
work on this.



I don't
understand
this.

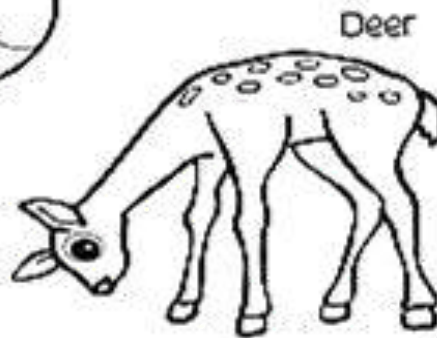
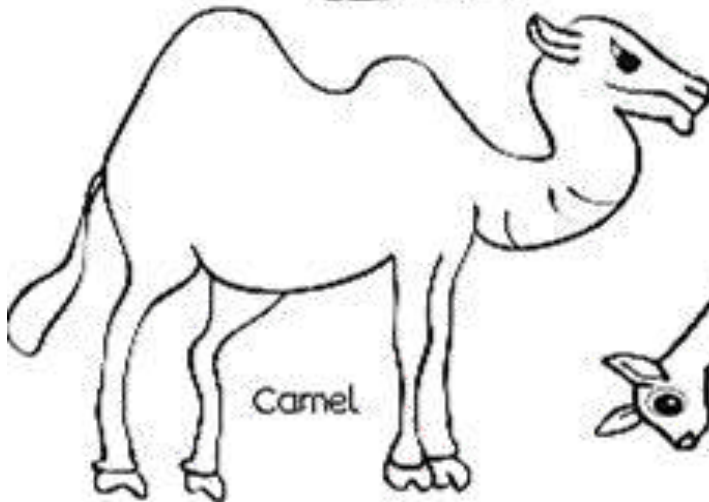


Practice Worksheet

Date: _____ Day: _____ Teacher's Sign: _____

ANIMALS

Color the herbivores.

Herbivores



We eat plants only.



I can do
this!



I can move on
with little practice



I'm almost
there.



I need more
work on this.



I don't
understand
this.


Practice Worksheet

Date: _____ Day: _____ Teacher's Sign: _____


ANIMALS

Color the carnivores.


Carnivores



Shark



Heron



Dolphin



Snake

We eat meat only.



I can do
this!



I can move on
with little practice



I'm almost
there.



I need more
work on this.



I don't
understand
this.

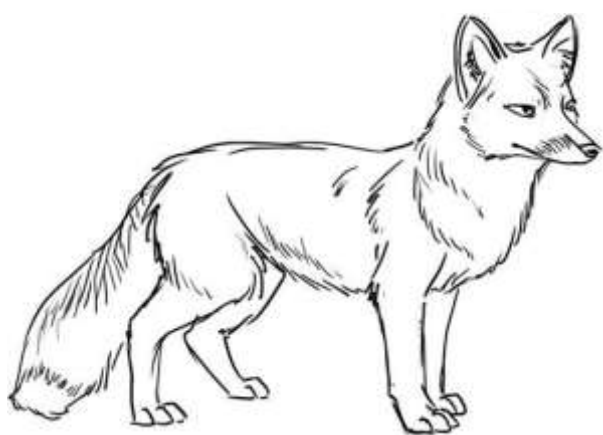
Practice Worksheet

Date: _____ Day: _____ Teacher's Sign: _____


ANIMALS

Color the omnivores.


Omnivores



Fo



Chicke



Bear

We eat both meat and plant.



I can do this!



I can move on with little practice



I'm almost there.



I need more work on this.



I don't understand this.

Practice Worksheet

Date: _____ Day: _____ Teacher's Sign: _____

ANIMALS

Circle the Herbivores, Tick the Carnivores and Color the omnivores.



I can do
this!



I can move on
with little practice



I'm almost
there.



I need more
work on this.



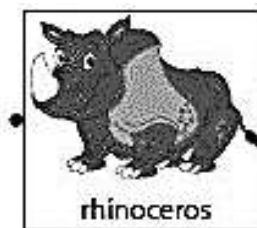
I don't
understand
this.

Practice Worksheet

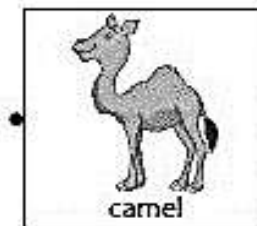
Date: _____ Day: _____ Teacher's Sign: _____

ANIMALS


Match each animal to the correct group.




Herbivore



Carnivore



Omnivore



I can do this!



I can move on with little practice



I'm almost there.



I need more work on this.



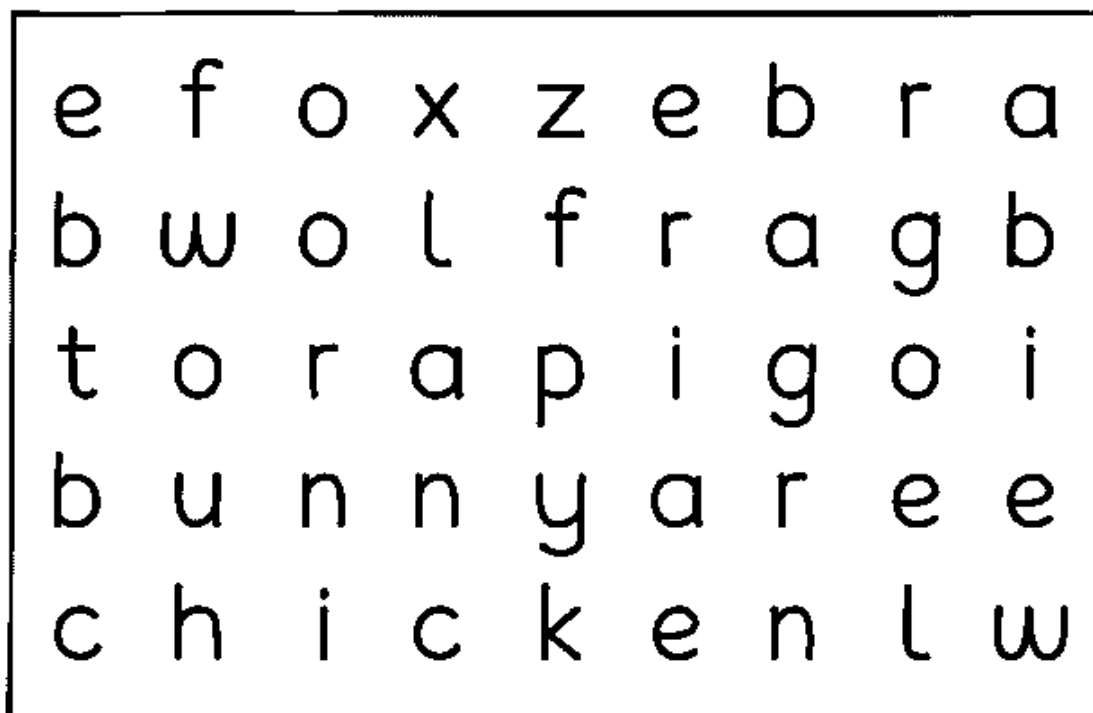
I don't understand this.

Practice Worksheet

Date: _____ Day: _____ Teacher's Sign: _____

ANIMALS

Circle the herbivore, carnivore and omnivore animals in the puzzle and write them in the cor



Herbivores



Carnivores



Omnivores

1. _____

2. _____

1. _____

2. _____

1. _____

2. _____



I can do
this!



I can move on
with little practice



I'm almost
there.



I need more
work on this.



I don't
understand
this.

Practice Worksheet

Date: _____ Day: _____ Teacher's Sign: _____

ANIMALS

Complete the sentences by writing the names of the babies of the following animals.



A young dog is a _____
A young dog is a _____



A young giraffe is a _____
A young pig is a _____



A young cow is a _____
A young cow is a _____



A young duck is a _____



A young Kangaroo is a _____



I can do
this!



I can move on
with little practice



I'm almost
there.



I need more
work on this.



I don't
understand
this.

Practice Worksheet

Date: _____ Day: _____ Teacher's Sign: _____

ANIMALS

Complete the sentences by writing the names of the babies of the following animals.



A young elephant is a _____
A young elephant is a _____



A young deer is a _____
A young deer is a _____



A young cat is a _____
A young cat is a _____



A young sheep is a _____



A young chicken is a _____



I can do
this!



I can move on
with little practice



I'm almost
there.



I need more
work on this.



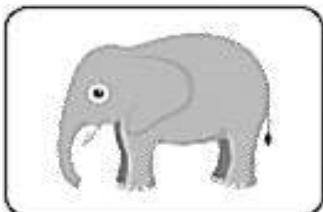
I don't
understand
this.

Practice Worksheet

Date: _____ Day: _____ Teacher's Sign: _____


WILD ANIMALS

Tick the correct name of the wild animal.



Elephant

Iguana




Jaguar

Monkey




Kangaroo

Giraffe



Lion

Jaguar



Iguana

Elephant



Kangaroo

Yak



Zebra

Giraffe



Monkey

Tiger



Yak

Zebra



I can do this!



I can move on with little practice



I'm almost there.



I need more work on this.



I don't understand this.


Practice Worksheet

Date: _____ Day: _____ Teacher's Sign: _____

WILD ANIMALS

Find wild animal words in the puzzle.

L	A	D	E	U	R	I	A	L	A
J	D	P	L	I	O	N	Z	S	T
A	G	O	E	I	F	Q	E	Y	I
G	E	I	P	M	O	H	B	K	G
U	D	U	H	K	X	N	R	A	E
A	B	Y	A	K	E	V	A	N	R
R	K	A	N	G	A	R	O	O	T
A	H	O	T	S	E	L	G	O	U
S	L	G	Q	M	O	N	K	E	Y
G	I	R	A	F	F	E	N	Z	X



I can do
this!



I can move on
with little practice



I'm almost
there.



I need more
work on this.




I don't
understand
this.

Practice Worksheet

Date: _____ Day: _____ Teacher's Sign: _____

FARM ANIMALS

Tick the correct name of the farm animal.



Cow	<input type="checkbox"/>
-----	--------------------------

Rabbit	<input type="checkbox"/>
--------	--------------------------




Pig	<input type="checkbox"/>
-----	--------------------------

Goat	<input type="checkbox"/>
------	--------------------------




Peacock	<input type="checkbox"/>
---------	--------------------------

Horse	<input type="checkbox"/>
-------	--------------------------




Donkey	<input type="checkbox"/>
--------	--------------------------

Rabbit	<input type="checkbox"/>
--------	--------------------------



Cow	<input type="checkbox"/>
-----	--------------------------

Hen	<input type="checkbox"/>
-----	--------------------------



Sheep	<input type="checkbox"/>
-------	--------------------------

Duck	<input type="checkbox"/>
------	--------------------------



I can do
this!



I can move on
with little practice



I'm almost
there.



I need more
work on this.



I don't
understand
this.

Practice Worksheet

Date: _____ Day: _____ Teacher's Sign: _____

FARM ANIMALS

Find farm animal names in the puzzle.

L	T	G	U	C	O	W	D	Q	A
V	D	R	I	A	E	A	Z	S	R
A	G	O	A	T	T	Q	T	Y	A
Z	E	I	N	M	E	H	P	K	B
A	D	U	C	K	A	B	E	A	B
S	E	J	X	P	E	V	P	N	I
H	Q	D	V	A	T	Y	I	A	T
E	H	O	R	S	E	L	G	O	U
E	L	G	Q	U	R	B	P	D	X
P	F	T	C	H	I	C	K	E	N



I can do
this!



I can move on
with little practice



I'm almost
there.



I need more
work on this.















I don't
understand
this.

Practice Worksheet

Date: _____ Day: _____ Teacher's Sign: _____

PET ANIMALS

Identify and tick the correct animal.

			
<input type="checkbox"/> bird <input type="checkbox"/> hen	<input type="checkbox"/> hen <input type="checkbox"/> fish	<input type="checkbox"/> rabbit <input type="checkbox"/> cat	<input type="checkbox"/> bird <input type="checkbox"/> dog
			
<input type="checkbox"/> dog <input type="checkbox"/> cow	<input type="checkbox"/> buffalo <input type="checkbox"/> cow	<input type="checkbox"/> rabbit <input type="checkbox"/> cat	<input type="checkbox"/> duck <input type="checkbox"/> bird
			
<input type="checkbox"/> goat <input type="checkbox"/> cow	<input type="checkbox"/> sheep <input type="checkbox"/> rabbit	<input type="checkbox"/> hamster <input type="checkbox"/> cat	<input type="checkbox"/> roaster <input type="checkbox"/> bird

FOCUSED PRACTICE



I can do this!



I can move on with little practice



I'm almost there.



I need more work on this.





I don't understand this.

Practice Worksheet

Date: _____ Day: _____ Teacher's Sign: _____

PET ANIMALS

Circle the pet animals with color pencils.



I can do this!



I can move on with little practice



I'm almost there.



I need more work on this.








I don't understand this.

Practice Worksheet

Date: _____ Day: _____ Teacher's Sign: _____

SEA ANIMALS

Identify and match the sea animals.



I can do
this!



I can move on
with little practice



I'm almost
there.



I need more
work on this.



I don't
understand
this.

Practice Worksheet

Date: _____ Day: _____ Teacher's Sign: _____

SEA ANIMALS

Identify and match the sea animals.



I can do
this!



I can move on
with little practice



I'm almost
there.



I need more
work on this.




I don't
understand
this.

Practice Worksheet

Date: _____ Day: _____ Teacher's Sign: _____

SEA ANIMALS

Identify and circle the sea animals.



I can do
this!



I can move on
with little practice



I'm almost
there.



I need more
work on this.




I don't
understand
this.

Practice Worksheet

Date: _____ Day: _____ Teacher's Sign: _____

SEA ANIMALS

Tick the correct name of the sea animals.



Turtle

Dolphin




Starfish

Crab



Fish

Eel




Seahorse

Dolphin




Octopus

Starfish




Shark

Turtle



Octopus

Shark



Eel

Crab



Seahorse

Fish



I can do
this!



I can move on
with little practice



I'm almost
there.



I need more
work on this.




I don't
understand
this.

Practice Worksheet


Date: _____ Day: _____ Teacher's Sign: _____

SEA ANIMALS


Find and circle 10 sea animals in the given puzzle.



Dolphin



Fish



Octopus



Lobster




Frog



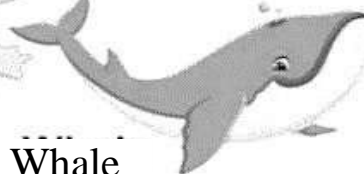
Crab



Seal



Turtle



Whale



Seahorse

T	I	K	T	A	A	K	S	Z	G	C	Y	V	R	O
S	M	P	Z	T	U	R	T	L	E	E	B	G	O	V
V	O	W	J	I	H	Q	U	G	G	O	L	W	W	N
C	R	J	B	G	O	R	F	R	L	F	O	D	N	K
N	S	O	C	T	O	P	U	S	N	V	B	B	I	U
L	S	H	H	S	I	F	H	O	C	X	S	G	H	Z
K	E	F	P	Y	E	D	G	W	P	J	T	A	P	P
C	A	W	L	O	W	X	S	B	F	O	E	W	L	S
I	H	T	B	Q	H	S	S	G	G	A	R	C	O	J
I	O	P	W	F	A	F	L	Y	G	F	Q	V	D	X
R	R	D	K	F	L	S	E	A	L	I	L	Z	S	M
Y	S	Q	Q	Q	E	I	T	H	P	A	D	I	T	D
Y	E	Z	D	S	U	K	I	M	L	H	X	T	Q	N
Z	T	V	H	V	K	Z	S	S	J	K	B	A	R	C
Q	R	Z	N	Y	I	M	Z	C	O	E	R	K	C	E



I can do this!



I can move on with little practice



I'm almost there.



I need more work on this.



I don't understand this.

Practice Worksheet

Date: _____ Day: _____ Teacher's Sign: _____

BIRDS

Color and match the birds with their correct names.

parrot


goose

peacock

turkey

owl

vulture



I can do
this!



I can move on
with little practice



I'm almost
there.



I need more
work on this.



I don't
understand
this.

Practice Worksheet

Date: _____ Day: _____ Teacher's Sign: _____

BIRDS

Color and match the birds with their correct names.

Eagle

Parrot

Duck

Chicken

Owl

Penguin



I can do
this!



I can move on
with little practice



I'm almost
there.



I need more
work on this.




I don't
understand
this.

Practice Worksheet

Date: _____ Day: _____ Teacher's Sign: _____


BIRDS

Tick the correct name of the bird.




Parrot

Quail



Peacock

Chicken




Duck

Nightingale




Penguin

Vulture



Peacock

Owl



Nightingale

Parrot



I can do
this!



I can move on
with little practice



I'm almost
there.



I need more
work on this.



I don't
understand
this.

Practice Worksheet

Date: _____ Day: _____ Teacher's Sign: _____


BIRDS

Tick the correct name of the bird.




Ostrich	<input type="checkbox"/>
---------	--------------------------

Quail	<input type="checkbox"/>
-------	--------------------------



Parrot	<input type="checkbox"/>
--------	--------------------------

Flamingo	<input type="checkbox"/>
----------	--------------------------



Cock	<input type="checkbox"/>
------	--------------------------

Crow	<input type="checkbox"/>
------	--------------------------



Penguin	<input type="checkbox"/>
---------	--------------------------

Eagle	<input type="checkbox"/>
-------	--------------------------



Hen	<input type="checkbox"/>
-----	--------------------------

Kingfisher	<input type="checkbox"/>
------------	--------------------------



Parrot	<input type="checkbox"/>
--------	--------------------------

Crow	<input type="checkbox"/>
------	--------------------------



I can do
this!



I can move on
with little practice



I'm almost
there.



I need more
work on this.











I don't
understand
this.

Practice Worksheet

Date: _____ Day: _____ Teacher's Sign: _____

BIRDS

Write the name of each of the following bird.



I can do
this!



I can move on
with little practice



I'm almost
there.



I need more
work on this.



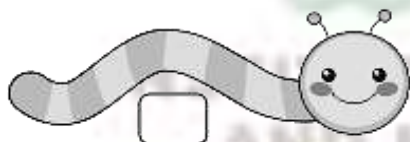
I don't
understand
this.

Practice Worksheet

Date: _____ Day: _____ Teacher's Sign: _____

INSECTS

Tick all the insects.



I can do
this!



I can move on
with little practice



I'm almost
there.



I need more
work on this.



I don't
understand
this.

Practice Worksheet

Date: _____ Day: _____ Teacher's Sign: _____

INSECTS

Draw a line from each insect word on the left to the matching picture of an insect on the right side of the page.

Bee



Spider




Butterfly



Ladybug



Grasshopp



Caterpillar



I can do
this!



I can move on
with little practice



I'm almost
there.



I need more
work on this.



I don't
understand
this.

Practice Worksheet

Date: _____ Day: _____ Teacher's Sign: _____


INSECTS

Name the pictures. Look at the options given in the box.


dragon fly	spider	ant	bee	butterfly
ladybug	grasshopper		snail	worm





















I can do
this!



I can move on
with little practice



I'm almost
there.



I need more
work on this.











I don't
understand
this.

Practice Worksheet

Date: _____ Day: _____ Teacher's Sign: _____

INSECTS

Unscramble the letters and write the names of the bug on the line provided.

 <p>ebe</p> <p>_____</p>	 <p>aglubdy</p> <p>_____</p>
 <p>lebeta</p> <p>_____</p>	 <p>disper</p> <p>_____</p>
 <p>tan</p> <p>_____</p>	 <p>turfebtly</p> <p>_____</p>
 <p>morw</p> <p>_____</p>	 <p>lyf</p> <p>_____</p>



I can do
this!



I can move on
with little practice



I'm almost
there.



I need more
work on this.



I don't
understand
this.

Practice Worksheet

Date: _____ Day: _____ Teacher's Sign: _____

SENSES

Match the sense organs you will use for.

I can smell
with my

I can
touch with

I can taste
with my

I can see
with my

I can hear
with my



I can do
this!



I can move on
with little practice



I'm almost
there.



I need more
work on this.








I don't
understand
this.

Practice Worksheet

Date: _____ Day: _____ Teacher's Sign: _____

SENSES

Draw the sense organ you will use for each group.

	Smell
	Sight
	Hearing
	Touch
	Taste



I can do
this!



I can move on
with little practice



I'm almost
there.



I need more
work on this.



I don't
understand
this.

Practice Worksheet

Date: _____ Day: _____ Teacher's Sign: _____

SENSES

Use the given words below to complete the sentences.

eye - skin - ear - nose - tongue
taste - feel - hear - smell - see

I use my  _____ to

I use my  _____ to

I use my  _____ to

I use my  _____ to

I use my  _____ to



I can do
this!



I can move on
with little practice



I'm almost
there.



I need more
work on this.



I don't
understand
this.

Practice Worksheet

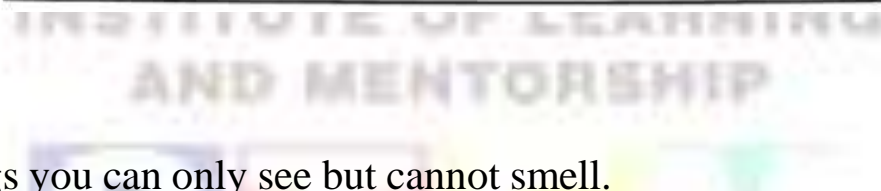

Date: _____ Day: _____ Teacher's Sign: _____

SENSES


Draw and color something you can see with your eyes.

The sense of sight

Draw and color something
you can see with your eyes.



Circle the things you can only see but cannot smell.



I can do
this!



I can move on
with little practice



I'm almost
there.



I need more
work on this.




I don't
understand
this.

Practice Worksheet

Date: _____ Day: _____ Teacher's Sign: _____

SENSES

Draw and color something you can taste with your tongue.



Circle the things you can only taste.



I can do
this!



I can move on
with little practice



I'm almost
there.



I need more
work on this.



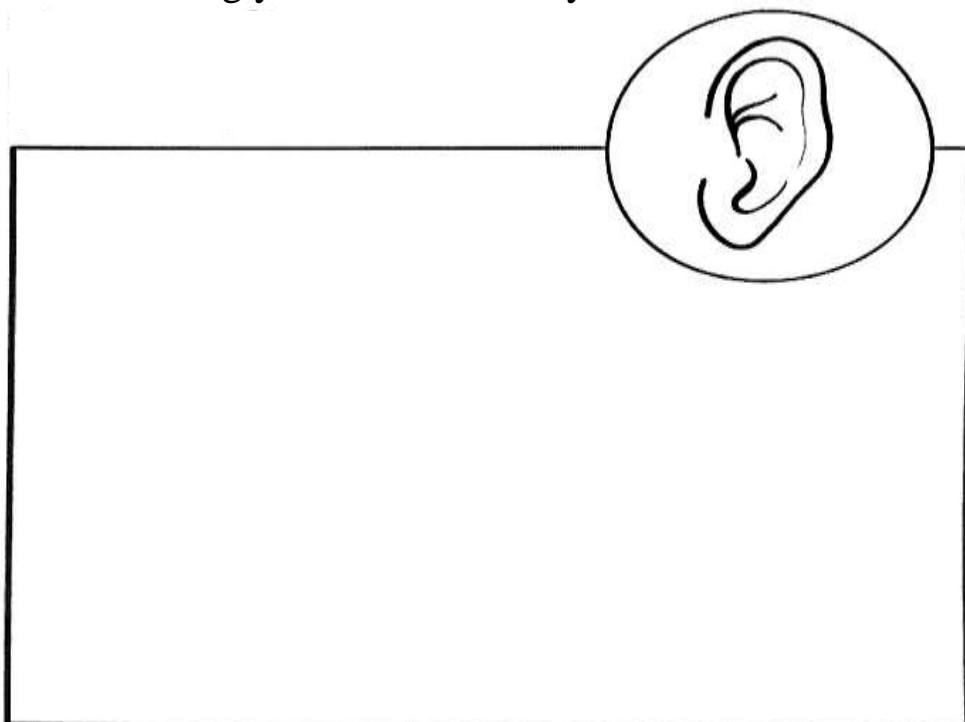
I don't
understand
this.

Practice Worksheet


Date: _____ Day: _____ Teacher's Sign: _____

SENSES

Draw and color something you can hear with your ears.



Circle the things you can hear.



I can do
this!



I can move on
with little practice



I'm almost
there.



I need more
work on this.



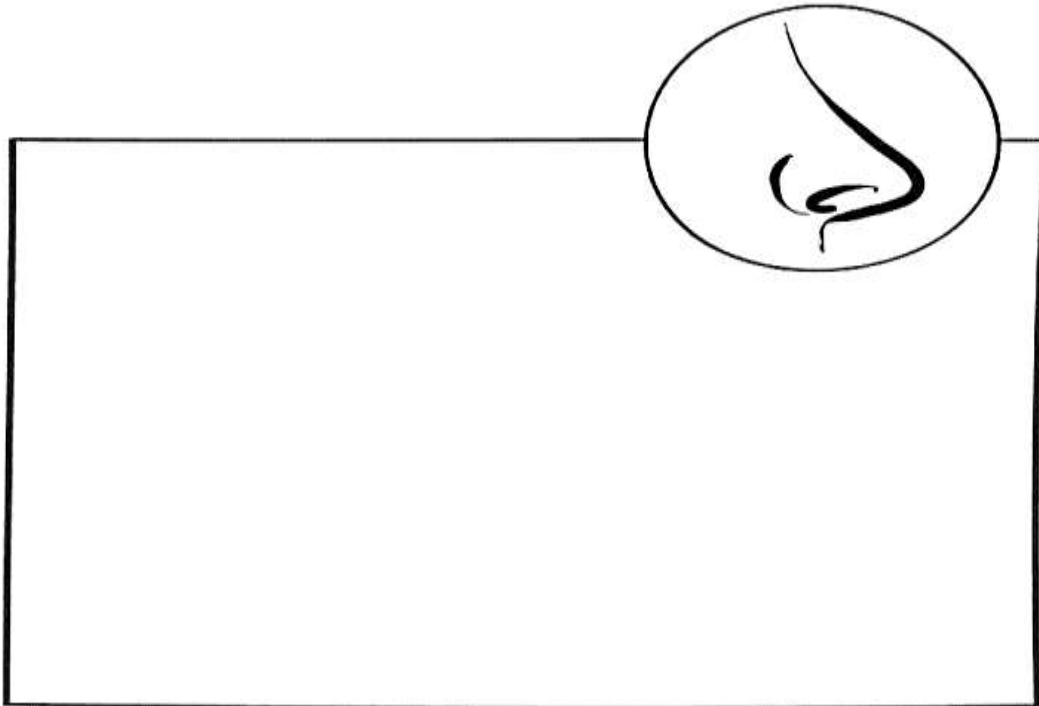
I don't
understand
this.

Practice Worksheet

Date: _____ Day: _____ Teacher's Sign: _____


SENSES

Draw and color something you can smell with your nose.



INSTITUTE OF LEARNING
AND MENTORSHIP

Circle the things you can smell.



I can do
this!



I can move on
with little practice



I'm almost
there.



I need more
work on this.



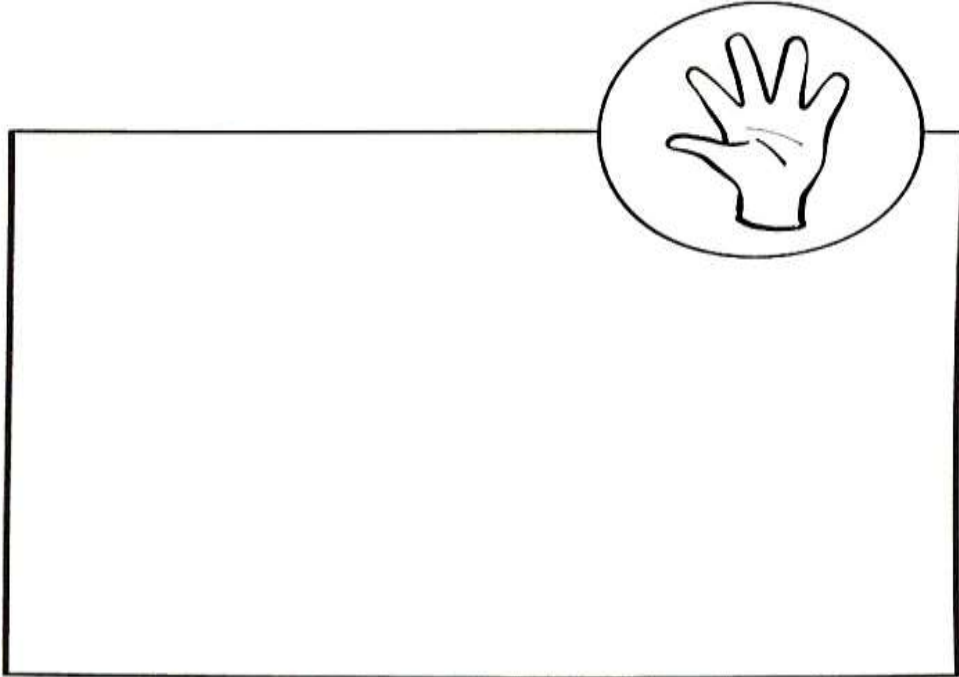
I don't
understand
this.

Practice Worksheet

Date: _____ Day: _____ Teacher's Sign: _____


SENSES

Draw and color something you can touch with your hands.



INSTITUTE OF LEARNING
AND MENTORSHIP

Circle the things you can touch or feel.



I can do
this!



I can move on
with little practice



I'm almost
there.



I need more
work on this.



I don't
understand
this.

Practice Worksheet

Date: _____ Day: _____ Teacher's Sign: _____

SENSES

Scientists make observations using their 5 senses.

Today I observe a: _____

1. It looks _____

2. It smells: _____

3. It feels _____

4. It tastes _____

5. It sounds _____



I can do
this!



I can move on
with little practice



I'm almost
there.



I need more
work on this.




I don't
understand
this.

Practice Worksheet

Date: _____ Day: _____ Teacher's Sign: _____

SOLAR SYSTEM

Identify the sun and planets in the solar system. Color the solar system picture.



I can do
this!



I can move on
with little practice



I'm almost
there.



I need more
work on this.




I don't
understand
this.

Practice Worksheet

Date: _____ Day: _____ Teacher's Sign: _____

SOLAR SYSTEM

Read and write.



Mercury

Venus

Earth

Mars

Jupiter

Saturn

Uranus

Neptune

Pluto



I can do this!



I can move on with little practice



I'm almost there.



I need more work on this.








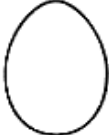






I don't understand this.

Practice Worksheet

Date: _____ Day: _____ Teacher's Sign: _____

SOLAR SYSTEM

Identify each picture. Color the planets only.

 Mercury	 Ornament	 Neptune
 Uranus	 Venus	 Egg
 Basketball	 Jupiter	 Mars
 Earth	 Orange	 Saturn



I can do
this!



I can move on
with little practice



I'm almost
there.



I need more
work on this.



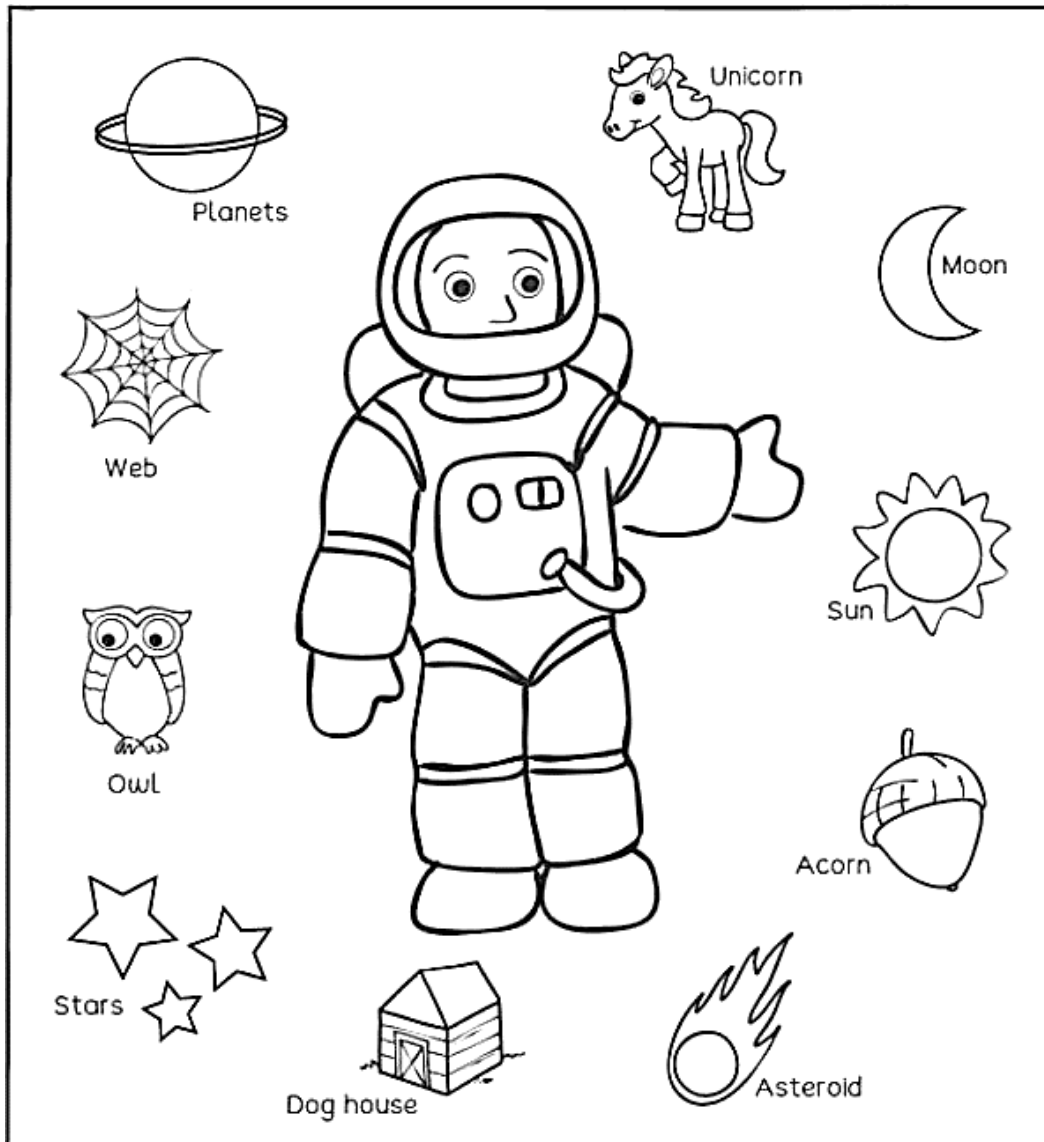
I don't
understand
this.

Practice Worksheet

Date: _____ Day: _____ Teacher's Sign: _____

SOLAR SYSTEM

Identify and color the objects an astronaut sees in the outer space.



I can do
this!



I can move on
with little practice



I'm almost
there.



I need more
work on this.






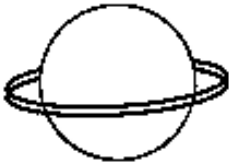
I don't
understand
this.





Practice Worksheet

Date: _____ Day: _____ Teacher's Sign: _____

SOLAR SYSTEM

Solve the riddles using the clues given. Write the name of the planets.

<p>I am farthest from the sun</p> 	<p>I have got the ocean</p> 	<p>I am the largest planet</p> 	<p>I have bigger, beautiful rings around me</p> 

<p>I am the hottest planet</p> 	<p>I rotate sideways</p> 	<p>I am the red planet</p> 	<p>I am the smallest planet</p> 



I can do this!



I can move on with little practice



I'm almost there.



I need more work on this.



I don't understand this.

Practice Worksheet

Date: _____ Day: _____ Teacher's Sign: _____

SOLAR SYSTEM

Find names of the planets in the puzzle given below.

s	l	a	m	e	r	c	u	r	y	d
v	e	n	u	s	o	m	a	r	s	p
o	m	s	a	t	u	r	n	n	o	r
e	a	r	t	h	c	h	p	o	n	d
n	j	u	p	i	t	e	r	x	r	w
a	t	e	r	n	e	p	t	u	n	e
d	z	s	e	r	u	r	a	n	u	s

Mars	Mercury	Jupiter	Earth
Neptune	Uranus	Venus	Saturn



I can do
this!



I can move on
with little practice



I'm almost
there.



I need more
work on this.




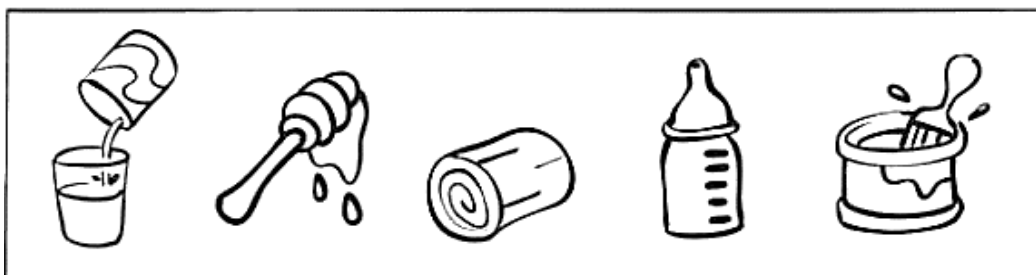

I don't
understand
this.

Practice Worksheet

Date: _____ Day: _____ Teacher's Sign: _____

MATTER

Color the picture that does not belong to the same state of matter in each row given below.



I can do
this!



I can move on
with little practice



I'm almost
there.



I need more
work on this.















I don't
understand
this.

Practice Worksheet

Date: _____ Day: _____ Teacher's Sign: _____

MATTER

Color all the solids.

 Key	 Water	 Acorn
 Carrot	 Spoon	 Honey
 Smoke	 Tap	 Paint
 Pencil	 Juice	 Vapor



I can do
this!



I can move on
with little practice



I'm almost
there.



I need more
work on this.






I don't
understand
this.

Practice Worksheet

Date: _____ Day: _____ Teacher's Sign: _____

MATTER

Color all the liquids.

 Milk	 Water	 Sandwich
 Key	 Banana	 Ice-cream
 Smoke	 Honey	 Juice
 Paint	 Vapor	 Bone



I can do
this!



I can move on
with little practice



I'm almost
there.



I need more
work on this.



I don't
understand
this.

Practice Worksheet

Date: _____ Day: _____ Teacher's Sign: _____

MATTER

Color all the gases.

 Paint	 Wind	 Leaf
 Helium	 Spoon	 Cake
 Cheese	 Smoke	 Soda
 Sock	 Air	 Vapor



I can do
this!



I can move on
with little practice



I'm almost
there.



I need more
work on this.



I don't
understand
this.

Practice Worksheet

Date: _____ Day: _____ Teacher's Sign: _____

MATTER

Look at each picture and name the state of matter.




















I can do
this!



I can move on
with little practice



I'm almost
there.



I need more
work on this.



I don't
understand
this.

Practice Worksheet

Date: _____ Day: _____ Teacher's Sign: _____

MATTER

Draw the pictures belonging to each group of matter.



Blank rounded rectangular box for drawing solid matter.



Blank rounded rectangular box for drawing liquid matter.



Blank rounded rectangular box for drawing gas matter.



I can do this!



I can move on with little practice



I'm almost there.



I need more work on this.



I don't understand this.

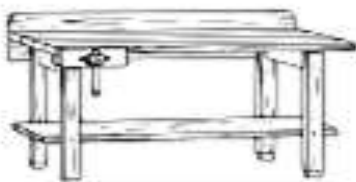
Practice Worksheet

Date: _____ Day: _____ Teacher's Sign: _____

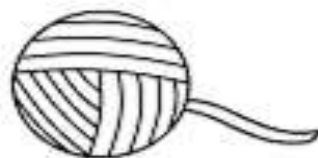
MATERIALS


What are they made of? Use the word bank.

wood	glass	rock	metal	wool
-------------	--------------	-------------	--------------	-------------



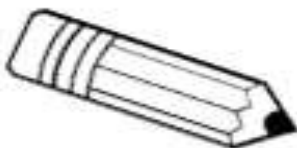


















I can do
this!



I can move on
with little practice



I'm almost
there.



I need more
work on this.






I don't
understand
this.

Practice Worksheet

Date: _____ Day: _____ Teacher's Sign: _____

ENERGY

Color the odd one out.



I can do
this!



I can move on
with little practice



I'm almost
there.



I need more
work on this.






I don't
understand
this.




Practice Worksheet

Date: _____ Day: _____ Teacher's Sign: _____

ENERGY

Match the pictures with the kind of energy they need to work.

	<input type="radio"/>	Electrical Energy
	<input type="radio"/>	Mechanical Energy
	<input type="radio"/>	Petroleum Energy

	<input type="radio"/>	Electrical Energy
	<input type="radio"/>	Mechanical Energy
	<input type="radio"/>	Petroleum Energy



I can do
this!



I can move on
with little practice



I'm almost
there.



I need more
work on this.



I don't
understand
this.

Practice Worksheet

Date: _____ Day: _____ Teacher's Sign: _____

ENERGY

Draw and write the names of the things which produce light, sound and heat energy.

Heat

Light

Sound



I can do
this!



I can move on
with little practice



I'm almost
there.



I need more
work on this.



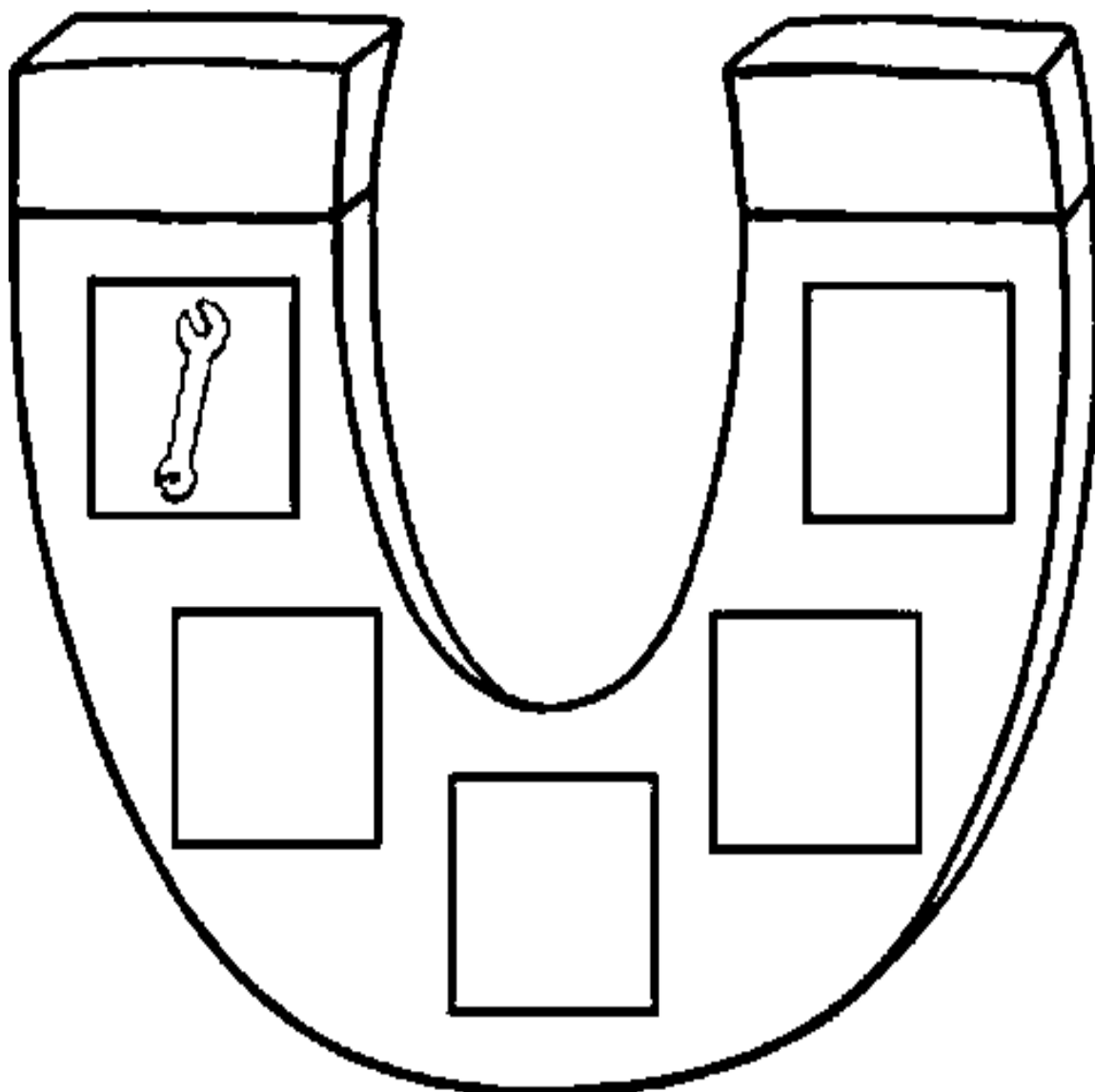
I don't
understand
this.

Practice Worksheet

Date: _____ Day: _____ Teacher's Sign: _____

MAGNETISM

Draw the pictures of the things in the boxes that magnet will pick up. Color the magnet.



I can do
this!



I can move on
with little practice



I'm almost
there.



I need more
work on this.









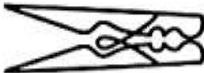























I don't
understand
this.

Practice Worksheet

Date: _____ Day: _____ Teacher's Sign: _____

MAGNETISM

Are these things magnetic or non-magnetic? Color the right answer.

Object	Magnetic	Not Magnetic
		
		
		
		
		
		
		
		
		
		



I can do
this!



I can move on
with little practice



I'm almost
there.



I need more
work on this.



I don't
understand
this.

Practice Worksheet

Date: _____ Day: _____ Teacher's Sign: _____

SINK OR FLOAT

Look at the list and write the names in the glass that sink in water.



Rock

Oil

Sand

Pin

Coin

Flower

Bottle Cap

Rubber band



I can do
this!



I can move on
with little practice



I'm almost
there.



I need more
work on this.



I don't
understand
this.

Practice Worksheet

Date: _____ Day: _____ Teacher's Sign: _____

HOT & COLD

Color the things yellow that feel hot and blue for cold



I can do
this!



I can move on
with little practice



I'm almost
there.



I need more
work on this.



I don't
understand
this.

Practice Worksheet

Date: _____ Day: _____ Teacher's Sign: _____

HOT & COLD

Look at the pictures given below and make sentences.



I can do
this!



I can move on
with little practice



I'm almost
there.



I need more
work on this.



I don't
understand
this.

Practice Worksheet

Date: _____ Day: _____ Teacher's Sign: _____

LIVING & NON- LIVING THINGS

Write the correct statement true or false.

1. Living things grow _____

2. Non-living things grow _____

3. Living things move _____

4. Non Living things move _____

5. Living thing needs oxygen. _____

6. Non-living thing needs oxygen _____

7. Living things need food. _____

8. Non-living things need food. _____

9. Living things need charging. _____

10. Non-living thing needs charging. _____



**I can do
this!**



**I can move on
with little practice**



**I'm almost
there.**



**I need more
work on this.**



**I don't
understand
this.**

Practice Worksheet

Date: _____ Day: _____ Teacher's Sign: _____

PUSH OR PULL

Look at the picture and write push or pull.





















I can do
this!



I can move on
with little practice



I'm almost
there.



I need more
work on this.



I don't
understand
this.

Practice Worksheet

Date: _____ Day: _____ Teacher's Sign: _____

PUSH OR PULL

Look at each picture. Check whether it is an example of a push or a pull.

 <p>push</p> <input type="checkbox"/> <p>pull</p> <input type="checkbox"/>	 <p>pull</p> <input type="checkbox"/> <p>push</p> <input type="checkbox"/>
 <p>pull</p> <input type="checkbox"/> <p>push</p> <input type="checkbox"/>	 <p>pull</p> <input type="checkbox"/> <p>push</p> <input type="checkbox"/>
 <p>pull</p> <input type="checkbox"/> <p>push</p> <input type="checkbox"/>	 <p>pull</p> <input type="checkbox"/> <p>push</p> <input type="checkbox"/>



I can do
this!



I can move on
with little practice



I'm almost
there.



I need more
work on this.







I don't
understand
this.

Practice Worksheet

Date: _____ Day: _____ Teacher's Sign: _____

SEASONS

Draw an activity you like to do in each season.

 <p>spring</p>	<p>summer</p> 
<p>fall</p> 	<p>winter</p> 



I can do
this!



I can move on
with little practice



I'm almost
there.



I need more
work on this.



I don't
understand
this.


Practice Worksheet

Date: _____ Day: _____ Teacher's Sign: _____

SEASONS

Answer the following Question.

1. What season comes after Summer? _____
2. What is the third season of the year? _____
3. September is the part of which season? _____
4. What season does the leaf start falling off the trees? _____
5. What is the last season of the year? _____
6. What season comes before Fall? _____
7. What comes before Summer? _____
8. What type of cloths do we wear in winter? _____



I can do
this!



I can move on
with little practice



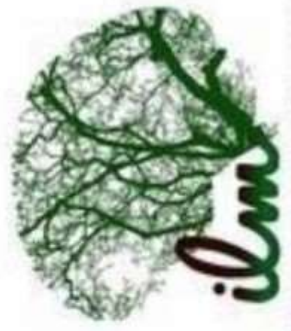
I'm almost
there.



I need more
work on this.

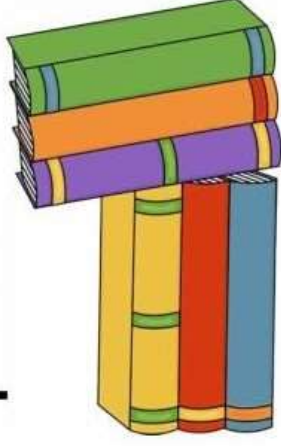


I don't
understand
this.



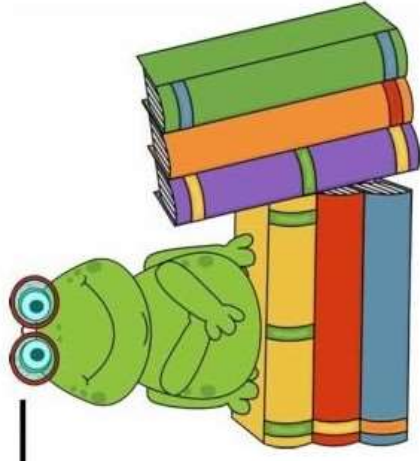
**INSTITUTE OF LEARNING
AND MENTORSHIP**

Certification on Completion of the Book



_____ of Class _____ has completed
this book with great efforts and great achievement.

Teacher's Signature: _____ Date: _____



Bibliography



The development of Science was a collaborative effort. The content was rewritten, edited and developed by Rabya Khan of ILft. Over 200 preschool curricula were reviewed by the team of six ILft staff members to write this workbook. The following references were used;

- www.cleverlearner.com, wild animals.
- www.ebuzzkids.com, birds
- www.ebuzzkids.com, farm animals
- www.ebuzzkids.com, my body
- www.cleverlearner.com, animals and their babies
- www.cleverlearner.com, five senses.
- www.cleverlearner.com, solar system
- www.cleverlearner.com, herbivores, carnivores and omnivores.
- www.education.com, life cycle of apple.
- www.allkidsnetwork.com, parts of a plant.
- www.schoolofdragons.com, parts of plant matching.
- www.education.com, life cycle of a frog
- www.turtlediary.com, frog's life cycle.
- www.pinterest.co.uk, magnetism.
- www.sparkelbox.co.uk, magnetism.





About the Workbook

This Kindergarten workbook uses a hands-on and a minds-on approach to teach Science. It is based on the inquisitive learning, where children are forced to think about the process through.

The information presented in this book has been carefully researched before publishing.

www.pak.ilmforall.org

0332-3793145