

ilm

STEM
FOCUSED SCHOOL

NUMBER CONCEPTS

(for Nursery)

counting

shapes

addition

patterns

subtraction

matching

sorting

3 2 1





Name: _____

Class: _____


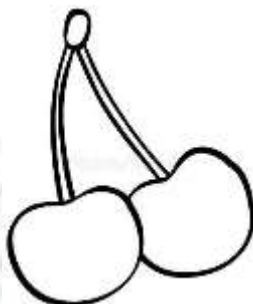
GR # _____ Subject: _____



Date: _____ Day: _____ Teacher's Sign: _____

COUNTING

Write counting 1 to 3 shown below.



1	2	3
1	2	3
1	2	3
1	2	3



I can do this!



I can move on with little practice



I'm almost there.



I need more work on this.



I don't understand this.

Date: _____ Day: _____ Teacher's Sign: _____

COUNTING

Write counting 4 to 6 shown below.



4	5	6
4	5	6
4	5	6



I can do this!



I can move on with little practice



I'm almost there.



I need more work on this.









I don't understand this.

Date: _____ Day: _____ Teacher's Sign: _____

COUNTING

Count and match numbers 1 to 6.

1	
2	
3	
4	
5	
6	



I can do this!

I can move on with
little practice







I'm almost there.

I need more work
on this.I don't understand
this.

Date: _____ Day: _____ Teacher's Sign: _____

COUNTING

Count the objects and color the correct number.

	1
	2
	3
	4
	5
	6



I can do this!

I can move on with
little practice


I'm almost there.

I need more work
on this.I don't understand
this.

Date: _____ Day: _____ Teacher's Sign: _____

COUNTING

Count and write the number 7 shown below.



7	7	7	7	7



I can do this!

I can move on with
little practice

I'm almost there.

I need more work
on this.I don't understand
this.

Date: _____ Day: _____ Teacher's Sign: _____

COUNING

Trace and write the number 7 shown below.

7	7	7	7	7
7	7	7	7	7



I can do this!



I can move on with little practice



I'm almost there.



I need more work on this.





I don't understand this.

Date: _____ Day: _____ Teacher's Sign: _____

COUNTING

Count and write the number 8 shown below.



8	8	8	8	8
8	8	8	8	8



I can do this!



I can move on with
little practice



I'm almost there.



I need more work
on this.



I don't understand
this.

Date: _____ Day: _____ Teacher's Sign: _____

COUNTING

Trace and write the number 8 shown below.

8	8	8	8	8
8	8	8	8	8



I can do this!



I can move on with little practice



I'm almost there.



I need more work on this.



I don't understand this.

Date: _____ Day: _____ Teacher's Sign: _____






COUNTING

Match the same numbers.

4	3
6	7
8	2
2	4
5	8
3	6
7	5

(A diagonal line connects the number 4 on the left to the number 4 on the right.)



				
I can do this!	I can move on with little practice	I'm almost there.	I need more work on this.	I don't understand this.

Date: _____ Day: _____ Teacher's Sign: _____

COUNTING

Count and write the number 9 shown below.



9	9	9	9	9
9	9	9	9	9



I can do this!



I can move on with little practice



I'm almost there.



I need more work on this.



I don't understand this.

Date: _____ Day: _____ Teacher's Sign: _____

COUNTING

Trace and write number 9 shown below.

9	9	9	9	9
9	9	9	9	9



I can do this!

I can move on with
little practice


I'm almost there.

I need more work
on this.I don't understand
this.

Date: _____ Day: _____ Teacher's Sign: _____

COUNTING

Count and write the number 10 shown below.



10	10	10	10	10
10	10	10	10	10



I can do this!



I can move on with little practice



I'm almost there.



I need more work on this.



I don't understand this.

Date: _____ Day: _____ Teacher's Sign: _____

NUMBERS

Trace and write number 10 shown below.

10	10	10	10	10
10	10	10	10	10



I can do this!

I can move on with
little practice

I'm almost there.


I need more work
on this.I don't understand
this.

Date: _____ Day: _____ Teacher's Sign: _____

NUMBERS

Match the numbers with its quantity.

6



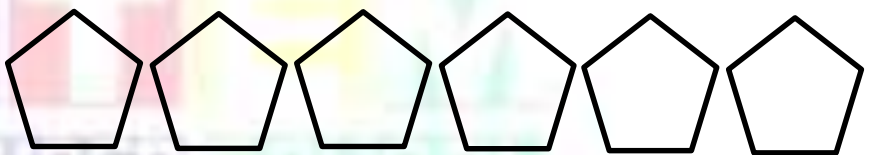
7



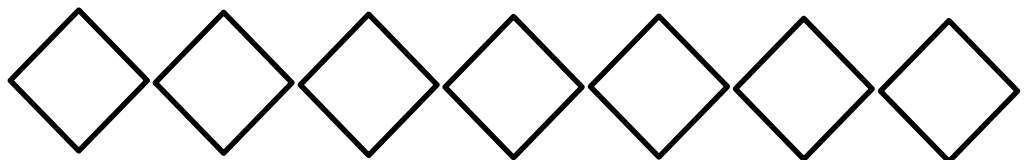
8



9



10



I can do this!

I can move on with
little practice


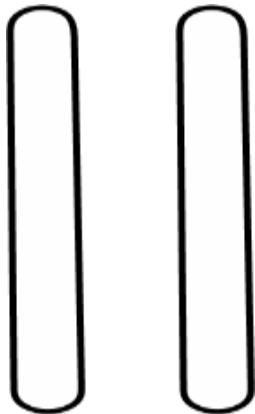
I'm almost there.

I need more work
on this.I don't understand
this.

Date: _____ Day: _____ Teacher's Sign: _____

COUNTING

Count and write the number 11 shown below.



11	11	11	11	11
11	11	11	11	11



I can do this!



I can move on with little practice



I'm almost there.



I need more work on this.



I don't understand this.

Date: _____ Day: _____ Teacher's Sign: _____

COUNTING

Trace and write the number 11 shown below.

11	11	11	11	11
11	11	11	11	11



I can do this!

I can move on with
little practice

I'm almost there.


I need more work
on this.I don't understand
this.

Date: _____ Day: _____ Teacher's Sign: _____

COUNTING

Count and write the number 12 shown below.

12



12	12	12	12	12
12	12	12	12	12



I can do this!



I can move on with little practice



I'm almost there.



I need more work on this.



I don't understand this.

Date: _____ Day: _____ Teacher's Sign: _____

COUNTING

Trace and write the number 12. Shown below.

12	12	12	12	12
12	12	12	12	12



I can do this!

I can move on with
little practice

I'm almost there.

I need more work
on this.I don't understand
this.


Date: _____ Day: _____ Teacher's Sign: _____

Missing Numbers


Write missing numbers 1 to 10.



1		3	4	
6	7			10



1	2			5
6		8		10



	2		4	5
	7	8	9	



I can do this!



I can move on with
little practice



I'm almost there.



I need more work
on this.




I don't understand
this.

Date: _____ Day: _____ Teacher's Sign: _____

SHAPE

Trace and color the shape Diamond.



I can do this!



I can move on with little practice



I'm almost there.



I need more work on this.

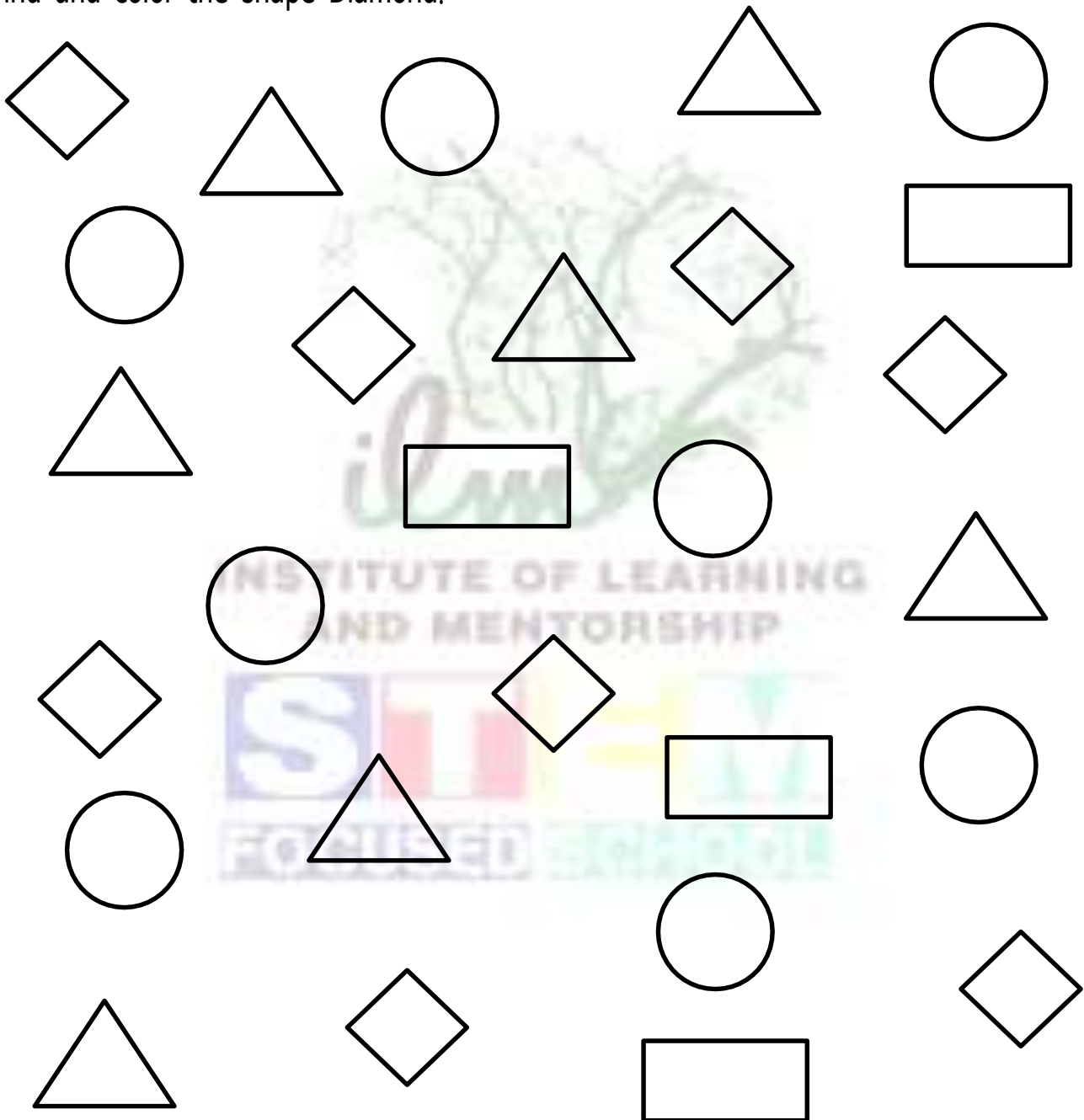


I don't understand this.

Date: _____ Day: _____ Teacher's Sign: _____

SHAPE

Find and color the shape Diamond.



I can do this!



I can move on with little practice



I'm almost there.



I need more work on this.



I don't understand this.

Date: _____ Day: _____ Teacher's Sign: _____

SHAPE

Trace and color the shape Heart.



I can do this!



I can move on with
little practice



I'm almost there.



I need more work
on this.






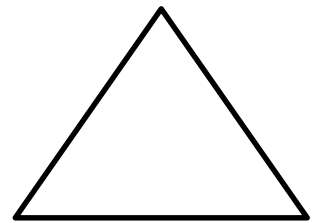




I don't understand
this.

Date: _____ Day: _____ Teacher's Sign: _____

SHAPE

Find the shape heart and color it.



I can do this!



I can move on with little practice



I'm almost there.



I need more work on this.



I don't understand this.

Date: _____ Day: _____ Teacher's Sign: _____

COUNTING

Write counting 1 to 12.

1	2	3	4	5	6

7	8	9	10	11	12



I can do this!

I can move on with
little practice

I'm almost there.

I need more work
on this.I don't understand
this.

Date: _____ Day: _____ Teacher's Sign: _____

BEFORE NUMBERS

Write before numbers.

	2		3
	4		5
	6		7
	8		9
	10		11



I can do this!

I can move on with
little practice

I'm almost there.

I need more work
on this.I don't understand
this.

Date: _____ Day: _____ Teacher's Sign: _____

BEFORE NUMBERS

Write before numbers.

<input type="text"/>	9, 10	<input type="text"/>	3, 4
<input type="text"/>	7, 8	<input type="text"/>	6, 7
<input type="text"/>	5, 6	<input type="text"/>	2, 3
<input type="text"/>	11, 12	<input type="text"/>	4, 5
<input type="text"/>	10, 11	<input type="text"/>	8, 9



I can do this!

I can move on with
little practice

I'm almost there.

I need more work
on this.I don't understand
this.

Date: _____ Day: _____ Teacher's Sign: _____

AFTER NUMBERS

Write after numbers.

2		3	
4		5	
6		7	
8		9	
10		11	



I can do this!

I can move on with
little practice

I'm almost there.

I need more work
on this.I don't understand
this.

Date: _____ Day: _____ Teacher's Sign: _____

AFTER NUMBERS

Write after numbers.

9, 10	<input type="text"/>	3, 4	<input type="text"/>
7, 8	<input type="text"/>	6, 7	<input type="text"/>
5, 6	<input type="text"/>	2, 3	<input type="text"/>
1	<input type="text"/>	4, 5	<input type="text"/>
10, 11	<input type="text"/>	8, 9	<input type="text"/>



I can do this!

I can move on with
little practice

I'm almost there.

I need more work
on this.I don't understand
this.

Date: _____ Day: _____ Teacher's Sign: _____

COUNTING

Count and write the number 13 shown below.



13	13	13	13	13
13	13	13	13	13



I can do this!

I can move on with
little practice

I'm almost there.

I need more work
on this.I don't understand
this.

Date: _____ Day: _____ Teacher's Sign: _____

COUNTING

Trace and write the number 13 shown below.

13	13	13	13	13
13	13	13	13	13



I can do this!

I can move on with
little practice

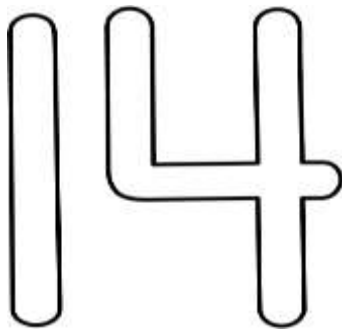
I'm almost there.

I need more work
on this.I don't understand
this.

Date: _____ Day: _____ Teacher's Sign: _____

COUNTING

Count and write the number 14 shown below.



14	14	14	14	14
14	14	14	14	14



I can do this!



I can move on with little practice



I'm almost there.



I need more work on this.



I don't understand this.

Date: _____ Day: _____ Teacher's Sign: _____

COUNTING

Trace and write the number 14 shown below.

14	14	14	14	14
14	14	14	14	14



I can do this!

I can move on with
little practice

I'm almost there.

I need more work
on this.I don't understand
this.

Date: _____ Day: _____ Teacher's Sign: _____

MISSING NUMBERS

Write missing numbers (1 to 14)

		3		5
--	--	---	--	---

5			8	
---	--	--	---	--

10			13	
----	--	--	----	--

4				8
---	--	--	--	---



I can do this!

I can move on with
little practice

I'm almost there.


I need more work
on this.I don't understand
this.

Date: _____ Day: _____ Teacher's Sign: _____

COUNTING

Count and write the number 15 shown below.

15



15	15	15	15	15
15	15	15	15	15



I can do this!



I can move on with
little practice



I'm almost there.



I need more work
on this.



I don't understand
this.

Date: _____ Day: _____ Teacher's Sign: _____

COUNTING

Trace and write the number 15 shown below.

15	15	15	15	15
15	15	15	15	15



I can do this!

I can move on with
little practice


I'm almost there.

I need more work
on this.I don't understand
this.

Date: _____ Day: _____ Teacher's Sign: _____

NUMBERS

Count and write the number 16 shown below.



16	16	16	16	16
16	16	16	16	16



I can do this!



I can move on with little practice



I'm almost there.



I need more work on this.



I don't understand this.

Date: _____ Day: _____ Teacher's Sign: _____

COUNTING

Trace and write the number 16 shown below.

16	16	16	16	16
16	16	16	16	16



I can do this!

I can move on with
little practice

I'm almost there.

I need more work
on this.I don't understand
this.

Date: _____ Day: _____ Teacher's Sign: _____

COUNTING

Write counting 1 to 15.

1		
		15



I can do this!

I can move on with
little practice

I'm almost there.

I need more work
on this.I don't understand
this.

Date: _____ Day: _____ Teacher's Sign: _____

SHAPE

Trace and color the shape Star.



I can do this!



I can move on with little practice



I'm almost there.



I need more work on this.



I don't understand this.

Date: _____ Day: _____ Teacher's Sign: _____

SHAPE

Color the shape Star.



I can do this!



I can move on with little practice



I'm almost there.



I need more work on this.

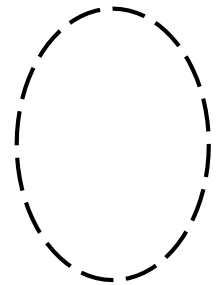
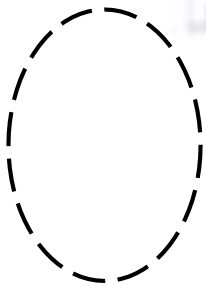

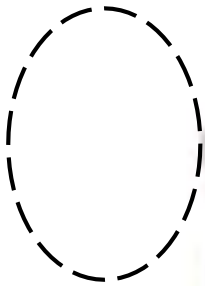
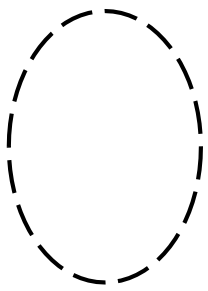


I don't understand this.

Date: _____ Day: _____ Teacher's Sign: _____

SHAPE

Trace and color the shape oval.



I can do this!



I can move on with little practice



I'm almost there.



I need more work on this.

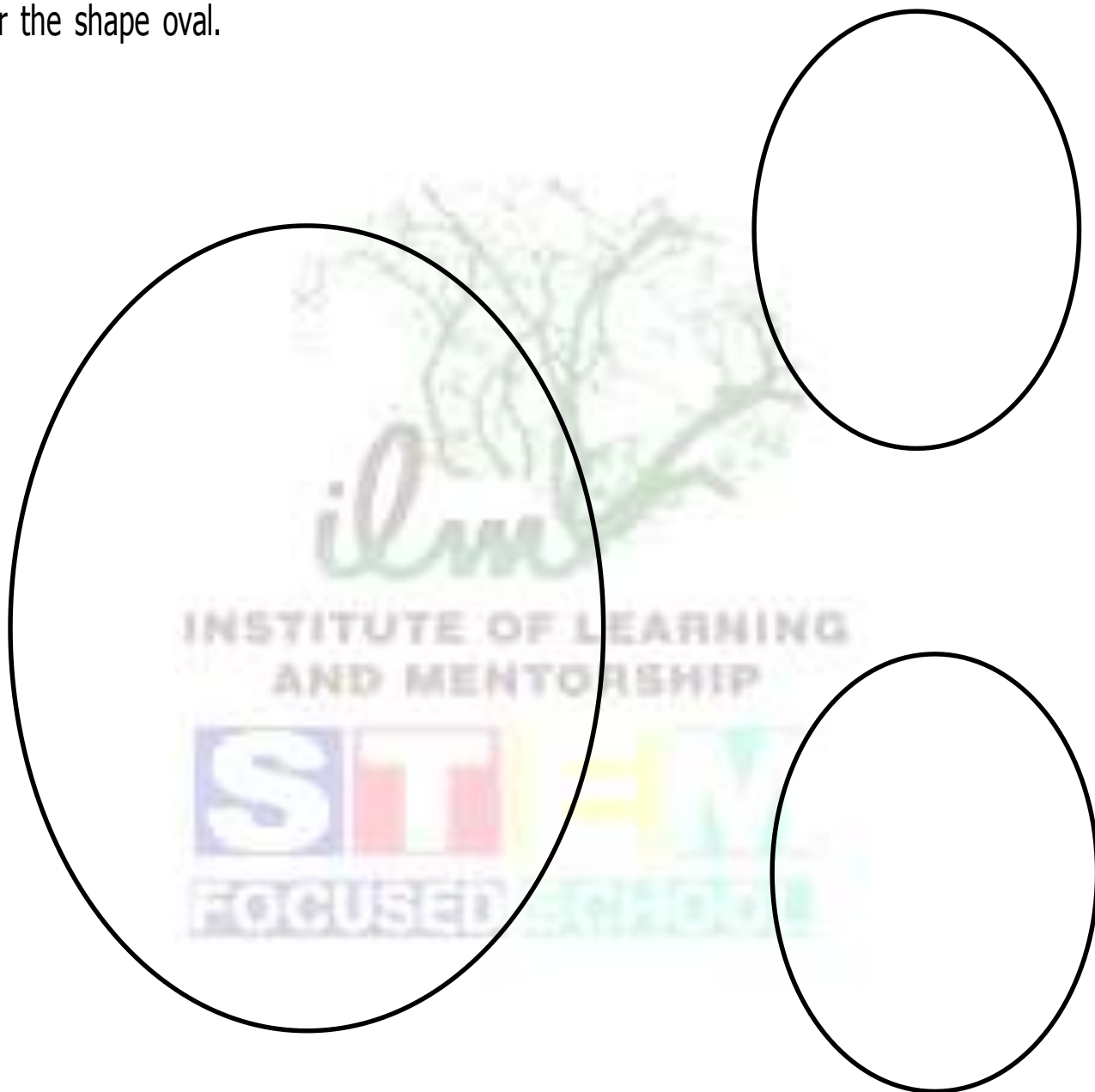


I don't understand this.

Date: _____ Day: _____ Teacher's Sign: _____

SHAPE

Color the shape oval.



I can do this!



I can move on with little practice



I'm almost there.



I need more work on this.

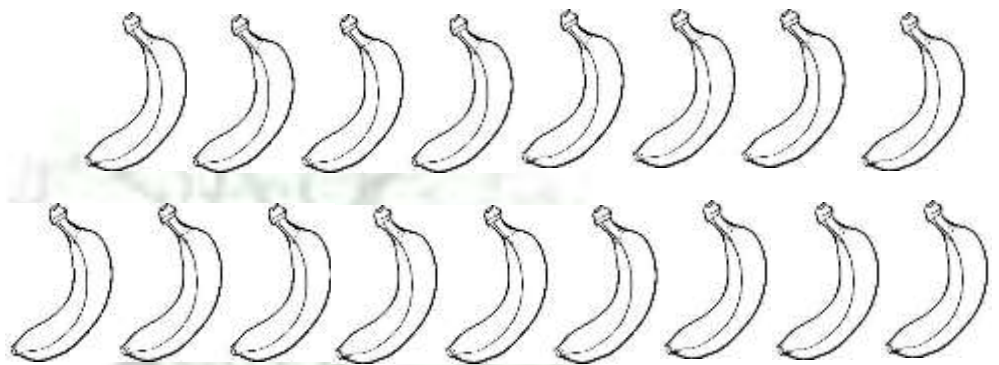


I don't understand this.

Date: _____ Day: _____ Teacher's Sign: _____

COUNTING

Count and write number 17 shown below.



17	17	17	17	17
17	17	17	17	17



I can do this!



I can move on with little practice



I'm almost there.



I need more work on this.



I don't understand this.

Date: _____ Day: _____ Teacher's Sign: _____

COUNTING

Trace and write the number 17 shown below.

17	17	17	17	17
17	17	17	17	17



I can do this!

I can move on with
little practice


I'm almost there.

I need more work
on this.I don't understand
this.

Date: _____ Day: _____ Teacher's Sign: _____

COUNTING

Count and write the number 18 shown below.



18	18	18	18	18
18	18	18	18	18



I can do this!

I can move on with
little practice

I'm almost there.

I need more work
on this.I don't understand
this.

Date: _____ Day: _____ Teacher's Sign: _____

COUNTING

Trace and write the number 18 shown below.

18	18	18	18	18
18	18	18	18	18



I can do this!

I can move on with
little practice

I'm almost there.

I need more work
on this.I don't understand
this.

Date: _____ Day: _____ Teacher's Sign: _____

BEFORE AND AFTER

What comes before and after the given number?

	4			5	
	2			6	
	7			3	
	9			8	
	13			10	
	15			12	
	3			16	
	17			11	



I can do this!

I can move on with
little practice

I'm almost there.

I need more work
on this.I don't understand
this.

Date: _____ Day: _____ Teacher's Sign: _____

BEFORE AND AFTER

Write the number before and number after the given digit.

Before

	8
	17
	12
	2
	11
	7
	5
	15

After

1	
4	
13	
6	
14	
16	
9	
10	



I can do this!

I can move on with
little practice

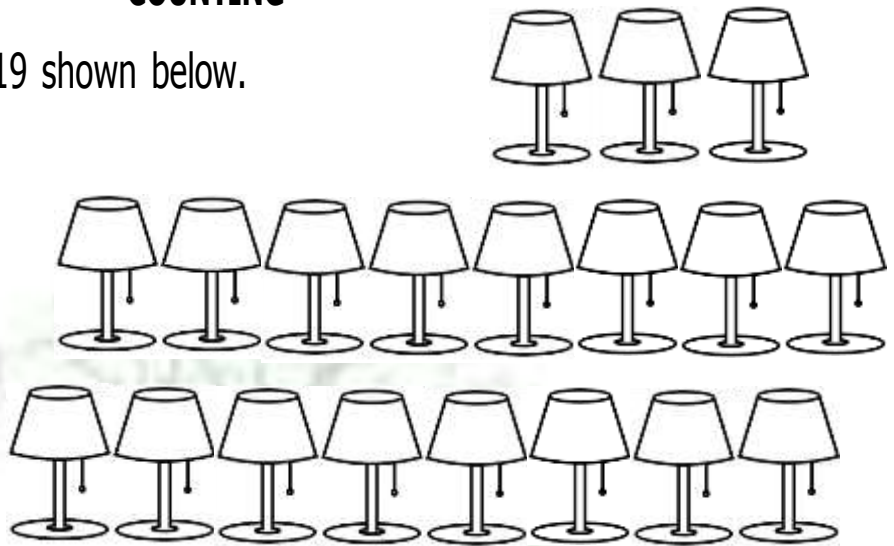
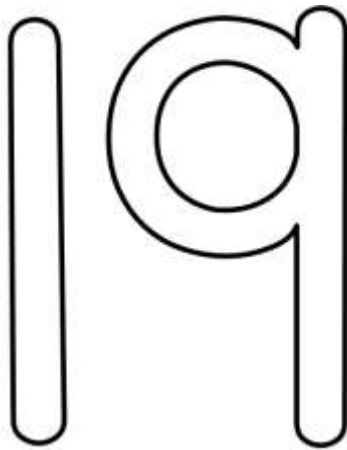
I'm almost there.

I need more work
on this.I don't understand
this.

Date: _____ Day: _____ Teacher's Sign: _____

COUNTING

Count and write the number 19 shown below.



19	19	19	19	19
19	19	19	19	19



I can do this!



I can move on with little practice



I'm almost there.



I need more work on this.



I don't understand this.

Date: _____ Day: _____ Teacher's Sign: _____

COUNTING

Trace and write the number 19 shown below.

19	19	19	19	19
19	19	19	19	19



I can do this!

I can move on with
little practice

I'm almost there.

I need more work
on this.I don't understand
this.

Date: _____ Day: _____ Teacher's Sign: _____

Between Numbers

Write the numbers in between.

7		9
3		5
15		17
10		12
4		6
11		13
2		4
6		8
1		3
9		11



I can do this!

I can move on with
little practice

I'm almost there.

I need more work
on this.I don't understand
this.

Date: _____ Day: _____ Teacher's Sign: _____

Between Numbers

Write the numbers in between.

9		11
1		3
6		8
10		12
2		4
11		13
3		6
15		17
3		5
9		11



I can do this!

I can move on with
little practice

I'm almost there.


I need more work
on this.I don't understand
this.

Date: _____ Day: _____ Teacher's Sign: _____

COUNTING

Count and write the number 20 shown below.

20



20	20	20	20	20
20	20	20	20	20



I can do this!

I can move on with
little practice

I'm almost there.

I need more work
on this.I don't understand
this.

Date: _____ Day: _____ Teacher's Sign: _____

COUNTING

Trace and write the number 20 shown below.

20	20	20	20	20
20	20	20	20	20



I can do this!

I can move on with
little practice

I'm almost there.

I need more work
on this.I don't understand
this.

Date: _____ Day: _____ Teacher's Sign: _____

COUNTING

Write before, after and between.

	2	
4		6
	8	
10		12
	14	
16		18
	20	



I can do this!

I can move on with
little practice

I'm almost there.

I need more work
on this.I don't understand
this.

Date: _____ Day: _____ Teacher's Sign: _____

COUNTING

Write counting 1 to 20.

1				
				20



I can do this!

I can move on with
little practice

I'm almost there.

I need more work
on this.I don't understand
this.

Date: _____ Day: _____ Teacher's Sign: _____

COUNTING

Trace and write the number 21 shown below.

21

21	21	21	21	21
21	21	21	21	21



I can do this!

I can move on with
little practice

I'm almost there.

I need more work
on this.I don't understand
this.

Date: _____ Day: _____ Teacher's Sign: _____

COUNTING

Trace and write the number 21 shown below.

21	21	21	21	21
21	21	21	21	21



I can do this!

I can move on with
little practice

I'm almost there.

I need more work
on this.I don't understand
this.

Date: _____ Day: _____ Teacher's Sign: _____

COUNTING

Color and write the number 22 shown below.

22

22	22	22	22	22
22	22	22	22	22



I can do this!

I can move on with
little practice

I'm almost there.

I need more work
on this.I don't understand
this.

Date: _____ Day: _____ Teacher's Sign: _____

COUNTING

Trace and write the number 22 shown below.

22	22	22	22	22
22	22	22	22	22



I can do this!

I can move on with
little practice

I'm almost there.

I need more work
on this.I don't understand
this.

Date: _____ Day: _____ Teacher's Sign: _____

COUNTING

Color and write the number 23 shown below.

23

23	23	23	23	23
23	23	23	23	23



I can do this!

I can move on with
little practice

I'm almost there.

I need more work
on this.I don't understand
this.

Date: _____ Day: _____ Teacher's Sign: _____

COUNTING

Trace and write the number 23 shown below.

23	23	23	23	23
23	23	23	23	23



I can do this!

I can move on with
little practice

I'm almost there.

I need more work
on this.I don't understand
this.

Date: _____ Day: _____ Teacher's Sign: _____

COUNTING

Color and write the number 24 shown below.

24

24	24	24	24	24
24	24	24	24	24



I can do this!

I can move on with
little practice

I'm almost there.

I need more work
on this.I don't understand
this.

Date: _____ Day: _____ Teacher's Sign: _____

COUNTING

Trace and write the number 24 shown below.

24	24	24	24	24
24	24	24	24	24



I can do this!

I can move on with
little practice

I'm almost there.

I need more work
on this.I don't understand
this.

Date: _____ Day: _____ Teacher's Sign: _____

COUNTING

Color and write the number 25 shown below.

25

25	25	25	25	25
25	25	25	25	25



I can do this!

I can move on with
little practice

I'm almost there.

I need more work
on this.I don't understand
this.

Date: _____ Day: _____ Teacher's Sign: _____

COUNTING

Trace and write the number 25 shown below.

25	25	25	25	25
25	25	25	25	25



I can do this!

I can move on with
little practice

I'm almost there.

I need more work
on this.I don't understand
this.

Date: _____ Day: _____ Teacher's Sign: _____

COUNTING

Color and write the number 26 shown below.

26

26	26	26	26	26
26	26	26	26	26



I can do this!

I can move on with
little practice

I'm almost there.

I need more work
on this.I don't understand
this.

Date: _____ Day: _____ Teacher's Sign: _____

COUNTING

Trace and write the number 26 shown below.

26	26	26	26	26
26	26	26	26	26



I can do this!

I can move on with
little practice

I'm almost there.

I need more work
on this.I don't understand
this.

Date: _____ Day: _____ Teacher's Sign: _____

COUNTING

Color and write the number 27 shown below.

27

27	27	27	27	27
27	27	27	27	27



I can do this!

I can move on with
little practice

I'm almost there.

I need more work
on this.I don't understand
this.

Date: _____ Day: _____ Teacher's Sign: _____

COUNTING

Trace and write the number 27 showing below.

27	27	27	27	27
27	27	27	27	27



I can do this!

I can move on with
little practice

I'm almost there.

I need more work
on this.I don't understand
this.

Date: _____ Day: _____ Teacher's Sign: _____

COUNTING

Color and write the number 28 shown below.

28

28	28	28	28	28
28	28	28	28	28



I can do this!

I can move on with
little practice

I'm almost there.

I need more work
on this.I don't understand
this.

Date: _____ Day: _____ Teacher's Sign: _____

COUNTING

Trace and write the number 28 shown below.

28	28	28	28	28
28	28	28	28	28



I can do this!

I can move on with
little practice

I'm almost there.

I need more work
on this.I don't understand
this.

Date: _____ Day: _____ Teacher's Sign: _____

COUNTING

Color and write the number 29 shown below.

29

29	29	29	29	29
29	29	29	29	29



I can do this!

I can move on with
little practice

I'm almost there.

I need more work
on this.I don't understand
this.

Date: _____ Day: _____ Teacher's Sign: _____

COUNTING

Trace and write the number 29 shown below.

29	29	29	29	29
29	29	29	29	29



I can do this!

I can move on with
little practice

I'm almost there.

I need more work
on this.I don't understand
this.

Date: _____ Day: _____ Teacher's Sign: _____

COUNTING

Color and write the number 30 shown below.

30

30	30	30	30	30
30	30	30	30	30



I can do this!

I can move on with
little practice

I'm almost there.

I need more work
on this.I don't understand
this.

Date: _____ Day: _____ Teacher's Sign: _____

COUNTING

Trace and write the number 30 shown below.

30	30	30	30	30
30	30	30	30	30



I can do this!

I can move on with
little practice

I'm almost there.

I need more work
on this.I don't understand
this.

Date: _____ Day: _____ Teacher's Sign: _____

COUNTING

Write counting 1 to 30.

1				

				30



I can do this!

I can move on with
little practice

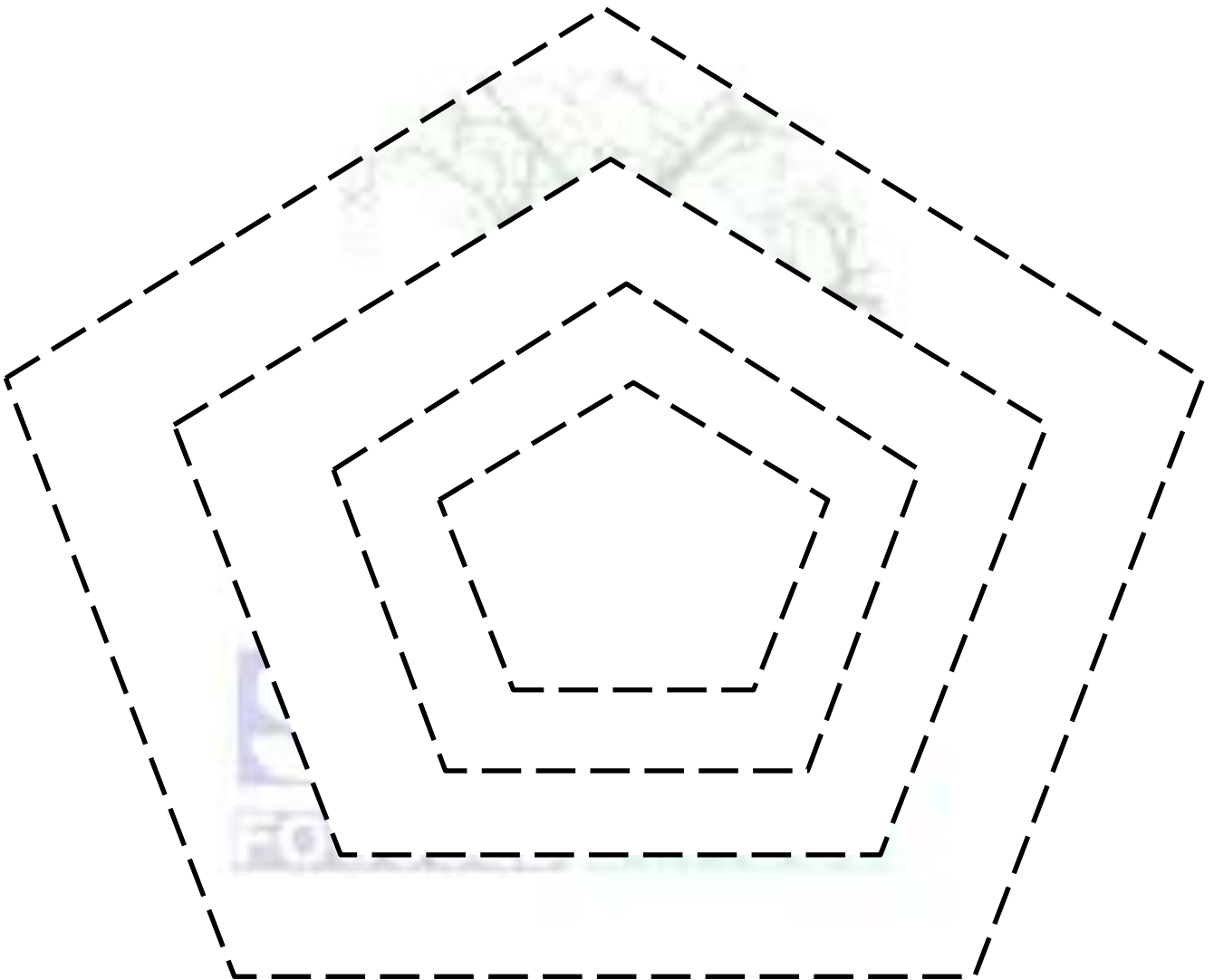
I'm almost there.

I need more work
on this.I don't understand
this.

Date: _____ Day: _____ Teacher's Sign: _____

SHAPE

Trace and color the shape Pentagon.



I can do this!



I can move on with
little practice



I'm almost there.



I need more work
on this.


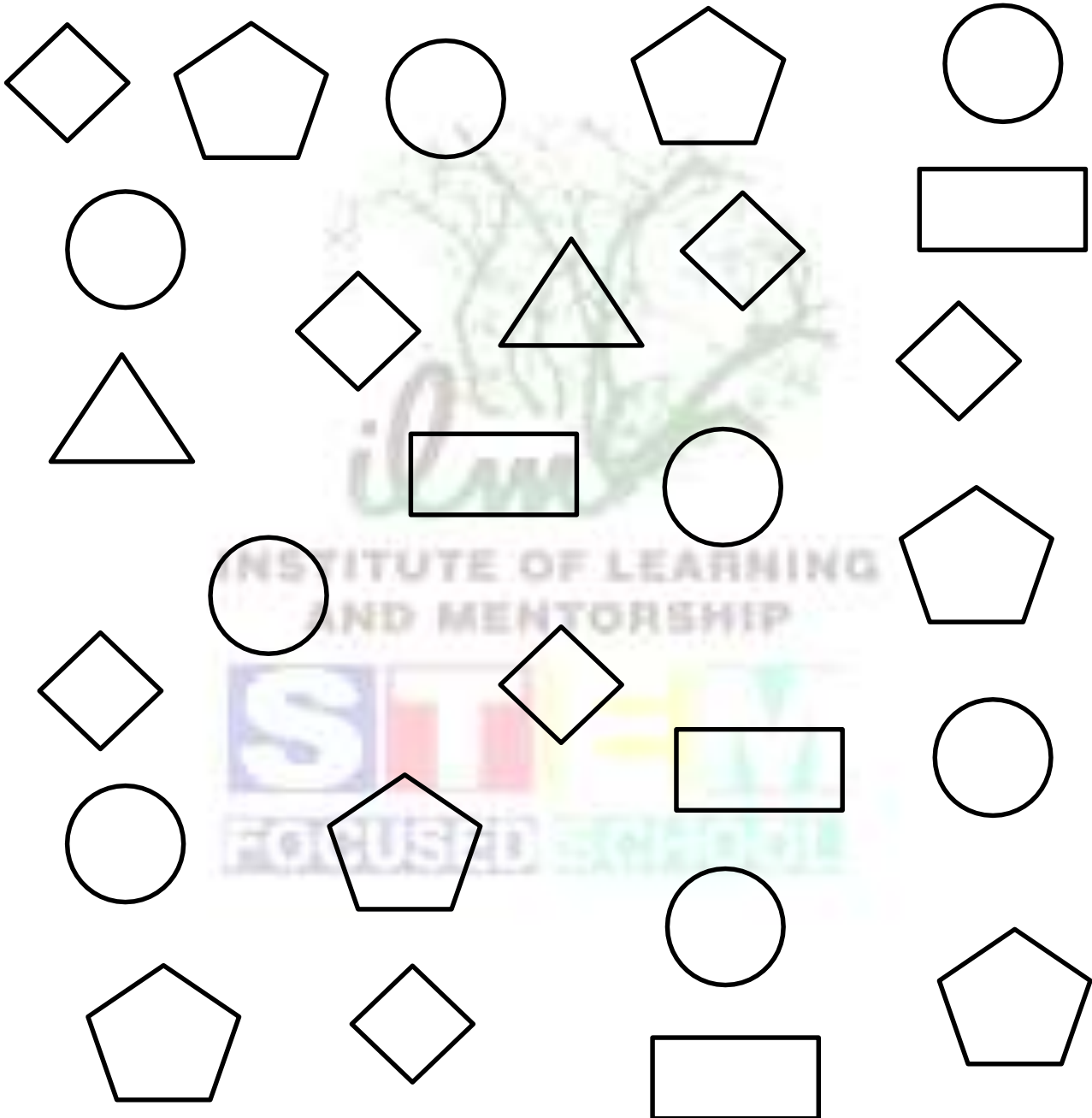


I don't understand
this.

Date: _____ Day: _____ Teacher's Sign: _____

SHAPE

Find and color the shape Pentagon.



I can do this!



I can move on with little practice



I'm almost there.



I need more work on this.

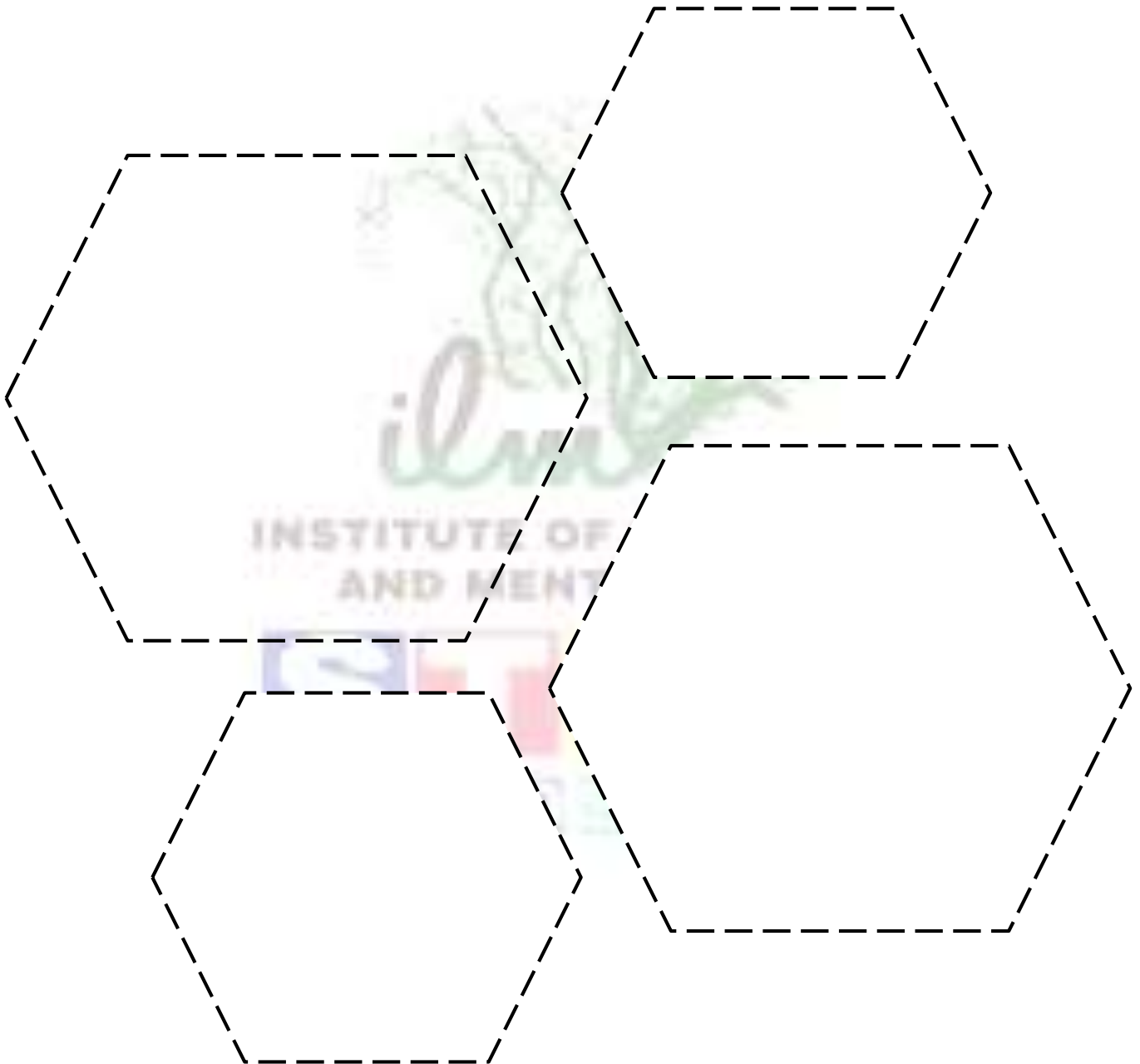


I don't understand this.

Date: _____ Day: _____ Teacher's Sign: _____

SHAPE

Trace and color the shape Hexagon.



I can do this!



I can move on with little practice



I'm almost there.



I need more work on this.

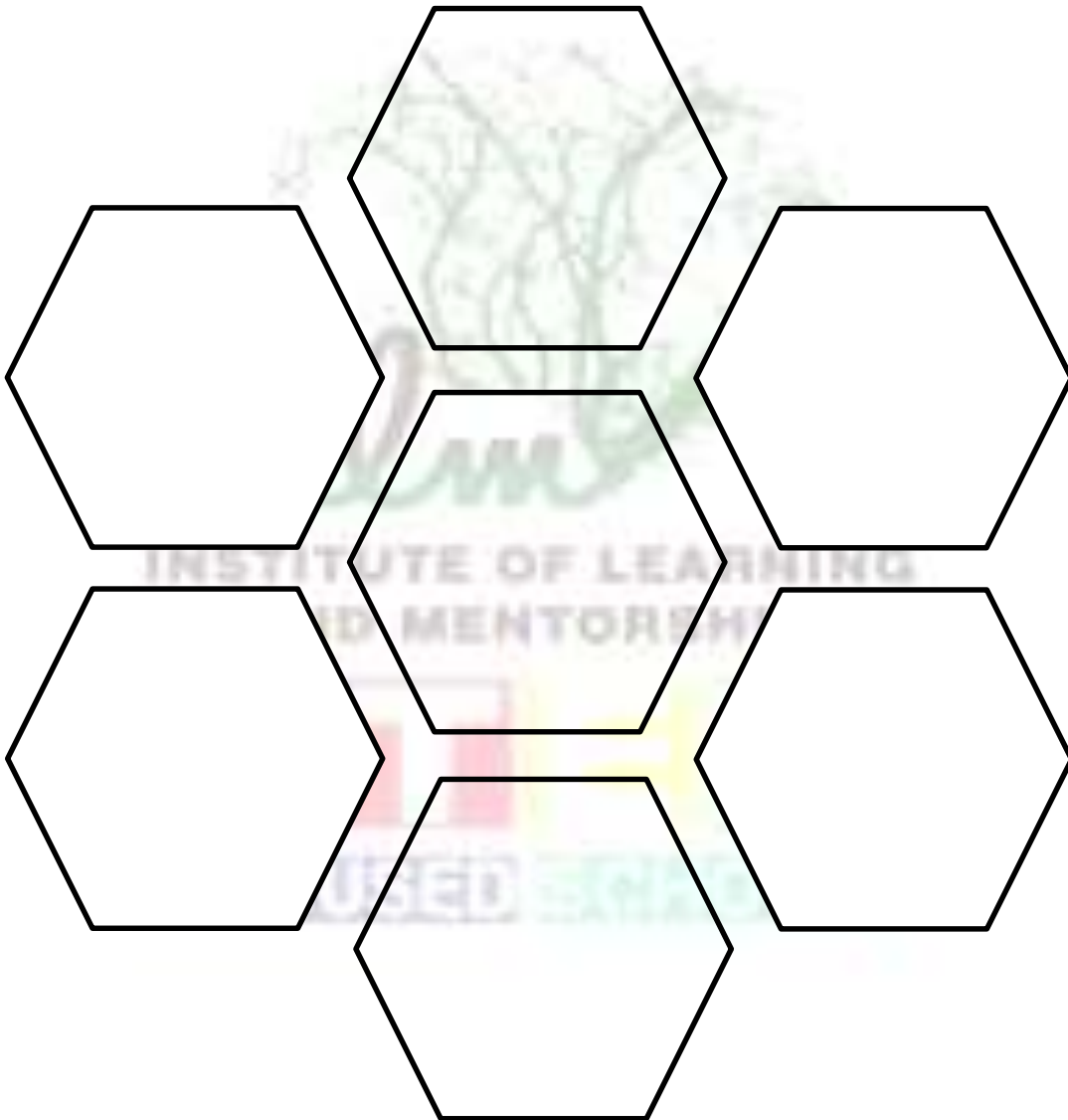


I don't understand this.

Date: _____ Day: _____ Teacher's Sign: _____

SHAPE

Color the shape hexagon.



I can do this!



I can move on with little practice



I'm almost there.



I need more work on this.



I don't understand this.

Date: _____ Day: _____ Teacher's Sign: _____

MISSING NUMBERS

Write missing numbers.

1			4	
	7			10
11		13		15
	17		19	
21			24	
	27			30



I can do this!

I can move on with
little practice

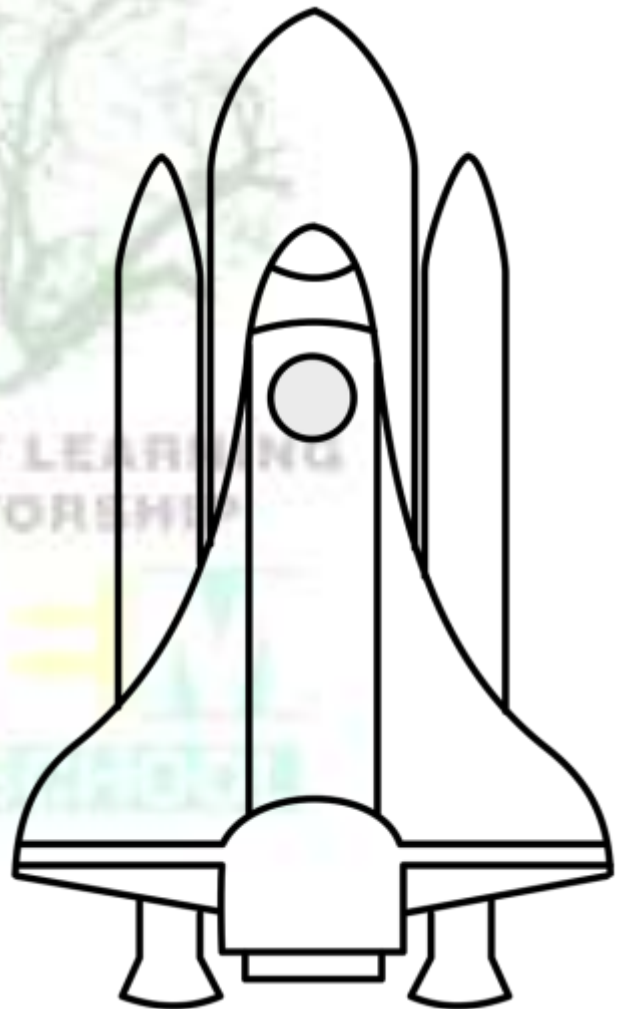
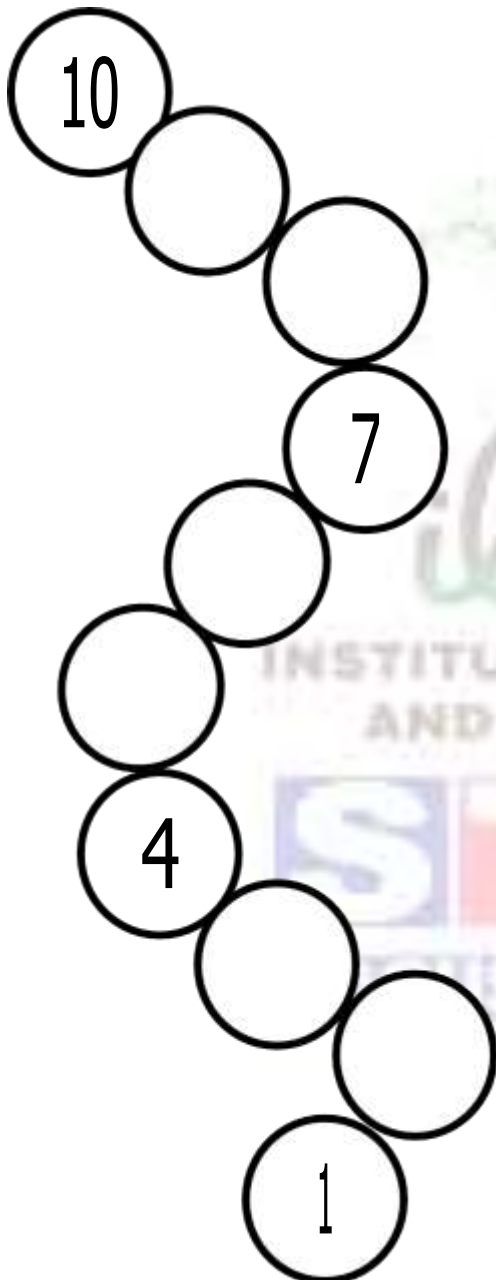
I'm almost there.

I need more work
on this.I don't understand
this.

Date: _____ Day: _____ Teacher's Sign: _____

BACKWORK COUNTING

Can you count back word from 10 to help rocket blast off?



I can do this!

I can move on with
little practice

I'm almost there.

I need more work
on this.I don't understand
this.

Date: _____ Day: _____ Teacher's Sign: _____

BACKWORK COUNTING

Fill in the missing numbers backward counting 10 to 1.



10	9			6
5		3		1

10		8		
	4		2	1

	9		7	
5		3		



I can do this!

I can move on with
little practice

I'm almost there.

I need more work
on this.I don't understand
this.

Date: _____ Day: _____ Teacher's Sign: _____

BACKWORK COUNTING

Write back word counting 10 to 1.

10	
	1



I can do this!

I can move on with
little practice

I'm almost there.

I need more work
on this.I don't understand
this.

Date: _____ Day: _____ Teacher's Sign: _____

COUNTING

Color and write the number 31 shown below.

31

31	31	31	31	31
31	31	31	31	31



I can do this!

I can move on with
little practice

I'm almost there.

I need more work
on this.I don't understand
this.

Date: _____ Day: _____ Teacher's Sign: _____

COUNTING

Trace and write the number 31 shown below.

31	31	31	31	31
31	31	31	31	31



I can do this!

I can move on with
little practice

I'm almost there.

I need more work
on this.I don't understand
this.

Date: _____ Day: _____ Teacher's Sign: _____

COUNTING

Color and write the number 32 shown below.

32

32	32	32	32	32
32	32	32	32	32



I can do this!

I can move on with
little practice

I'm almost there.

I need more work
on this.I don't understand
this.

Date: _____ Day: _____ Teacher's Sign: _____

COUNTING

Trace and write the number 32 shown below.

32	32	32	32	32
32	32	32	32	32



I can do this!

I can move on with
little practice

I'm almost there.

I need more work
on this.I don't understand
this.

Date: _____ Day: _____ Teacher's Sign: _____

COUNTING

Color and write the number 33 shown below.



33	33	33	33	33
33	33	33	33	33



I can do this!

I can move on with
little practice

I'm almost there.

I need more work
on this.I don't understand
this.

Date: _____ Day: _____ Teacher's Sign: _____

COUNTING

Trace and write the number 33 shown below.

33	33	33	33	33
33	33	33	33	33



I can do this!

I can move on with
little practice

I'm almost there.

I need more work
on this.I don't understand
this.

Date: _____ Day: _____ Teacher's Sign: _____

COUNTING

Color and write the number 34 shown below.

34

34	34	34	34	34
34	34	34	34	34



I can do this!

I can move on with
little practice

I'm almost there.

I need more work
on this.I don't understand
this.

Date: _____ Day: _____ Teacher's Sign: _____

COUNTING

Trace and write the number 34 shown below.

34	34	34	34	34
34	34	34	34	34



I can do this!

I can move on with
little practice

I'm almost there.

I need more work
on this.I don't understand
this.

Date: _____ Day: _____ Teacher's Sign: _____

COUNTING

Color and write the number 35 shown below.

35

35	35	35	35	35
35	35	35	35	35



I can do this!

I can move on with
little practice

I'm almost there.

I need more work
on this.I don't understand
this.

Date: _____ Day: _____ Teacher's Sign: _____

COUNTING

Trace and write the number 35 shown below.

35	35	35	35	35
35	35	35	35	35



I can do this!

I can move on with
little practice

I'm almost there.

I need more work
on this.I don't understand
this.

Date: _____ Day: _____ Teacher's Sign: _____

COUNTING

Color and write the number 36 shown below.

36

36	36	36	36	36
36	36	36	36	36



I can do this!

I can move on with
little practice

I'm almost there.

I need more work
on this.I don't understand
this.

Date: _____ Day: _____ Teacher's Sign: _____

COUNTING

Trace and write the number 36 shown below.

36	36	36	36	36
36	36	36	36	36



I can do this!

I can move on with
little practice

I'm almost there.

I need more work
on this.I don't understand
this.

Date: _____ Day: _____ Teacher's Sign: _____

COUNTING

Count and write the number 37 shown below.

37

37	37	37	37	37
37	37	37	37	37



I can do this!

I can move on with
little practice

I'm almost there.

I need more work
on this.I don't understand
this.

Date: _____ Day: _____ Teacher's Sign: _____

COUNTING

Trace and write the number 37 shown below.

37	37	37	37	37
37	37	37	37	37



I can do this!

I can move on with
little practice

I'm almost there.

I need more work
on this.I don't understand
this.

Date: _____ Day: _____ Teacher's Sign: _____

COUNTING

Count and write the number 38 shown below.

38

38	38	38	38	38
38	38	38	38	38



I can do this!

I can move on with
little practice

I'm almost there.

I need more work
on this.I don't understand
this.

Date: _____ Day: _____ Teacher's Sign: _____

COUNTING

Trace and write the number 38 shown below.

38	38	38	38	38
38	38	38	38	38



I can do this!

I can move on with
little practice

I'm almost there.

I need more work
on this.I don't understand
this.

Date: _____ Day: _____ Teacher's Sign: _____

COUNTING

Count and write the number 39 shown below

39

39	39	39	39	39
39	39	39	39	39



I can do this!

I can move on with
little practice

I'm almost there.

I need more work
on this.I don't understand
this.

Date: _____ Day: _____ Teacher's Sign: _____

COUNTING

Trace and write the number 39 shown below.

39	39	39	39	39
39	39	39	39	39



I can do this!

I can move on with
little practice

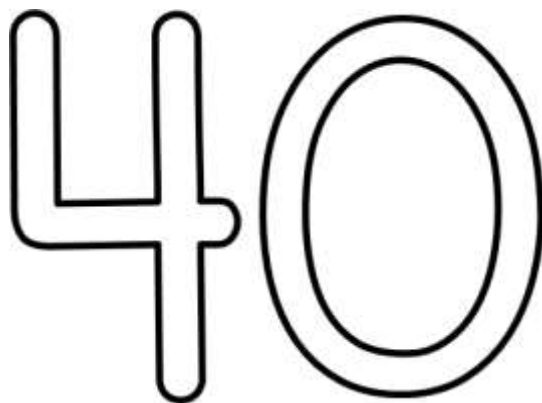
I'm almost there.

I need more work
on this.I don't understand
this.

Date: _____ Day: _____ Teacher's Sign: _____

COUNTING

Count and write the number 40 shown below.



40	40	40	40	40
40	40	40	40	40



I can do this!

I can move on with
little practice

I'm almost there.

I need more work
on this.I don't understand
this.

Date: _____ Day: _____ Teacher's Sign: _____

COUNTING

Trace and write the number 40 shown below.

40	40	40	40	40
40	40	40	40	40



I can do this!

I can move on with
little practice

I'm almost there.

I need more work
on this.I don't understand
this.

Date: _____ Day: _____ Teacher's Sign: _____

COUNTING

Write counting 1 to 40.

1				
				10

11				
				20

21				
				30

31				
				40



I can do this!

I can move on with
little practice

I'm almost there.

I need more work
on this.I don't understand
this.

Date: _____ Day: _____ Teacher's Sign: _____

SHAPE

Color, trace and draw the shape of Pentagon.

The image shows a large rectangular box divided into three horizontal sections. The top section contains a solid black outline of a pentagon. The middle section contains a dashed black outline of a pentagon. The bottom section contains a faint watermark logo for 'INSTITUTE OF LEARNING AND MENTORSHIP' and 'FOCUSED SCHOOLS'.



I can do this!



I can move on with
little practice



I'm almost there.



I need more work
on this.

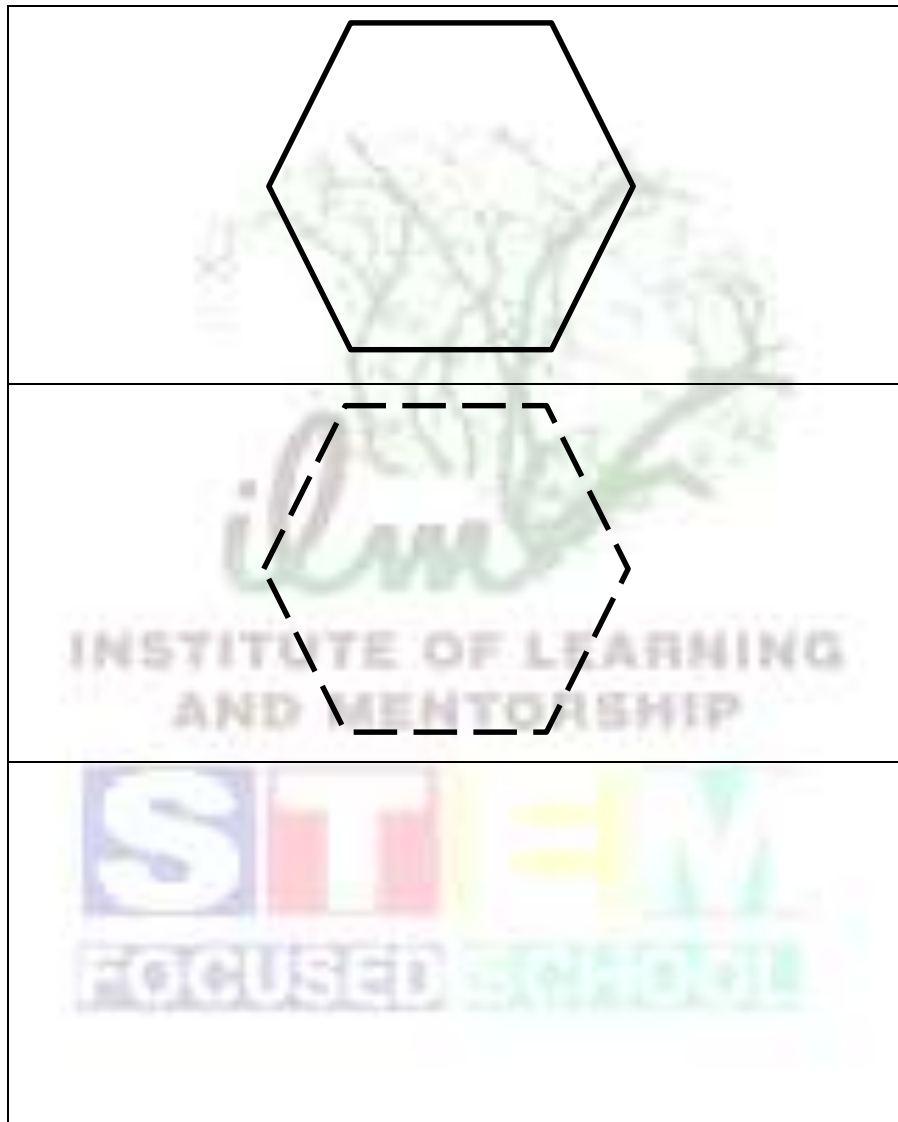


I don't understand
this.

Date: _____ Day: _____ Teacher's Sign: _____

SHAPE

Color, trace and draw shape Hexagon.



I can do this!



I can move on with
little practice



I'm almost there.



I need more work
on this.



I don't understand
this.

Date: _____ Day: _____ Teacher's Sign: _____

COUNTINGWrite greater than $>$, less than $<$, equal to $=$

$5 \square 3$

$7 \square 16$

$8 \square 12$

$6 \square 6$

$17 \square 8$

$9 \square 12$

$13 \square 13$

$20 \square 15$

$3 \square 2$

$10 \square 20$



I can do this!

I can move on with
little practice













I'm almost there.

I need more work
on this.I don't understand
this.

Date: _____ Day: _____ Teacher's Sign: _____

COUNTING

Write the correct symbol greater than $>$, less than $<$, equal to $=$.



I can do this!



I can move on with little practice



I'm almost there.



I need more work on this.



I don't understand this.

Date: _____ Day: _____ Teacher's Sign: _____

NUMBERS

Write the correct symbol greater than $>$, less than $<$, equal to $=$



I can do this!



I can move on with
little practice



I'm almost there.



I need more work
on this.



I don't understand
this.

Date: _____ Day: _____ Teacher's Sign: _____

NUMBERSWrite the correct symbol greater than $>$, less than $<$, equal to $=$.

18		28
10		20
26		17
35		15
19		9
22		11
5		4
13		9

2		2
30		33
29		27
4		14
7		11
12		21
7		7
22		33



I can do this!

I can move on with
little practice

I'm almost there.

I need more work
on this.I don't understand
this.

Date: _____ Day: _____ Teacher's Sign: _____

COUNTINGWrite the correct symbol greater than $>$, less than $<$, equal to $=$.

6		26	22		2
9		6	33		33
17		17	29		26
23		32	34		24
9		8	30		10
30		13	4		4
15		15	2		12
6		13	19		11



I can do this!

I can move on with
little practice

I'm almost there.

I need more work
on this.I don't understand
this.

Date: _____ Day: _____ Teacher's Sign: _____

COUNTINGWrite the correct symbol greater than $>$, less than $<$, equal to $=$.

2		2	18		28
30		33	10		20
29		27	26		17
4		14	35		15
7		11	19		9
12		21	22		11
7		7	5		4
22		33	13		9



I can do this!

I can move on with
little practice

I'm almost there.

I need more work
on this.I don't understand
this.

Date: _____ Day: _____ Teacher's Sign: _____

BACKWARD COUNTING

Write backward counting 20 to 11.

20

17

14

11



INSTITUTE OF LEARNING
AND MENTORSHIP

FOCUSED



I can do this!



I can move on with
little practice



I'm almost there.



I need more work
on this.



I don't understand
this.

Date: _____ Day: _____ Teacher's Sign: _____

BACKWARD COUNTING

Write backward counting 20 to 11.

20		18		
	14		12	

	19		17	
15		13		

20				16
	14		12	



I can do this!

I can move on with
little practice

I'm almost there.

I need more work
on this.I don't understand
this.

Date: _____ Day: _____ Teacher's Sign: _____

BACKWARD COUNTING

Write backward counting 20 to 1.

20		18		16
----	--	----	--	----

		13		11
--	--	----	--	----

	9		7	
--	---	--	---	--

5		3		1
---	--	---	--	---



I can do this!

I can move on with
little practice

I'm almost there.

I need more work
on this.I don't understand
this.

Date: _____ Day: _____ Teacher's Sign: _____

COUNTING

Count and write the number 41 shown below.

41

41	41	41	41	41
41	41	41	41	41



I can do this!

I can move on with
little practice

I'm almost there.

I need more work
on this.I don't understand
this.

Date: _____ Day: _____ Teacher's Sign: _____

COUNTING

Trace and write the number 41 shown below.

41	41	41	41	41
41	41	41	41	41



I can do this!

I can move on with
little practice

I'm almost there.

I need more work
on this.I don't understand
this.

Date: _____ Day: _____ Teacher's Sign: _____

COUNTING

Count and write the number 42 shown below.

42

42	42	42	42	42
42	42	42	42	42



I can do this!

I can move on with
little practice

I'm almost there.

I need more work
on this.I don't understand
this.

Date: _____ Day: _____ Teacher's Sign: _____

COUNTING

Trace and write the number 42 shown below.

42	42	42	42	42
42	42	42	42	42



I can do this!

I can move on with
little practice

I'm almost there.

I need more work
on this.I don't understand
this.

Date: _____ Day: _____ Teacher's Sign: _____

COUNTING

Count and write the number 43 shown below.

43

43	43	43	43	43
43	43	43	43	43



I can do this!

I can move on with
little practice

I'm almost there.

I need more work
on this.I don't understand
this.

Date: _____ Day: _____ Teacher's Sign: _____

COUNTING

Trace and write the number 43 shown below.

43	43	43	43	43
43	43	43	43	43



I can do this!

I can move on with
little practice

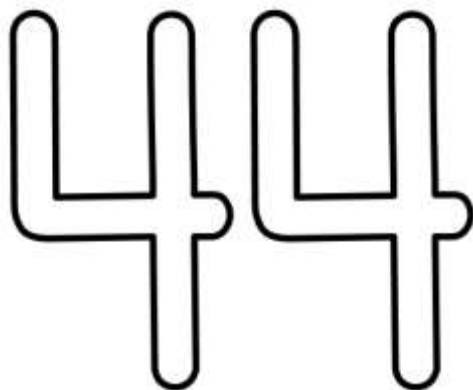
I'm almost there.

I need more work
on this.I don't understand
this.

Date: _____ Day: _____ Teacher's Sign: _____

COUNTING

Count and write the number 44 shown below.



44	44	44	44	44
44	44	44	44	44



I can do this!

I can move on with
little practice

I'm almost there.

I need more work
on this.I don't understand
this.

Date: _____ Day: _____ Teacher's Sign: _____

COUNTING

Trace and write the number 44 shown below.

44	44	44	44	44
44	44	44	44	44



I can do this!

I can move on with
little practice

I'm almost there.

I need more work
on this.I don't understand
this.

Date: _____ Day: _____ Teacher's Sign: _____

COUNTING

Count and write the number 45 shown below.

45

45	45	45	45	45
45	45	45	45	45



I can do this!

I can move on with
little practice

I'm almost there.

I need more work
on this.I don't understand
this.

Date: _____ Day: _____ Teacher's Sign: _____

COUNTING

Trace and write number 45 shown below.

45	45	45	45	45
45	45	45	45	45



I can do this!

I can move on with
little practice

I'm almost there.

I need more work
on this.I don't understand
this.

Date: _____ Day: _____ Teacher's Sign: _____

COUNTING

Count and write the number 46 shown below.

46

46	46	46	46	46
46	46	46	46	46



I can do this!

I can move on with
little practice

I'm almost there.

I need more work
on this.I don't understand
this.

Date: _____ Day: _____ Teacher's Sign: _____

COUNTING

Trace and write number 46 shown below.

46	46	46	46	46
46	46	46	46	46



I can do this!

I can move on with
little practice

I'm almost there.

I need more work
on this.I don't understand
this.

Date: _____ Day: _____ Teacher's Sign: _____

COUNTING

Count and write the number 47 shown below.

47

47	47	47	47	47
47	47	47	47	47



I can do this!

I can move on with
little practice

I'm almost there.

I need more work
on this.I don't understand
this.

Date: _____ Day: _____ Teacher's Sign: _____

COUNTING

Trace and write the number 47 shown below.

47	47	47	47	47
47	47	47	47	47



I can do this!

I can move on with
little practice

I'm almost there.

I need more work
on this.I don't understand
this.

Date: _____ Day: _____ Teacher's Sign: _____

COUNTING

Count and write the number 48 shown below.

48

48	48	48	48	48
48	48	48	48	48



I can do this!

I can move on with
little practice

I'm almost there.

I need more work
on this.I don't understand
this.

Date: _____ Day: _____ Teacher's Sign: _____

COUNTING

Trace and write the number 48 shown below.

48	48	48	48	48
48	48	48	48	48



I can do this!

I can move on with
little practice

I'm almost there.

I need more work
on this.I don't understand
this.

Date: _____ Day: _____ Teacher's Sign: _____

COUNTING

Count and write the number 49 shown below.

49

49	49	49	49	49
49	49	49	49	49



I can do this!

I can move on with
little practice

I'm almost there.

I need more work
on this.I don't understand
this.

Date: _____ Day: _____ Teacher's Sign: _____

COUNTING

Trace and write the number 49 shown below.

49	49	49	49	49
49	49	49	49	49



I can do this!

I can move on with
little practice

I'm almost there.

I need more work
on this.I don't understand
this.

Date: _____ Day: _____ Teacher's Sign: _____

COUNTING

Count and write the number 50 shown below.

50

50	50	50	50	50
50	50	50	50	50



I can do this!

I can move on with
little practice

I'm almost there.

I need more work
on this.I don't understand
this.

Date: _____ Day: _____ Teacher's Sign: _____

COUNTING

Trace and write the number 50 shown below.

50	50	50	50	50
50	50	50	50	50




I can do this!

I can move on with
little practice

I'm almost there.

I need more work
on this.I don't understand
this.

Bibliography



The development of the Mathematics was a collaborative effort. The content was rewritten, edited, and developed by Anum Ashraf of ILM. Over 200 preschool curricula were reviewed by a team of six ILM staff members to write this workbook. The following reference were used;

- www.slideshare.net numbers
- www.tes.com shapes
- www.worksheetfun.com before and after
- www.worksheetfun.com count and write
- www.pinterest.com

INSTITUTE OF LEARNING
AND MENTORSHIP

S I M **F M**
FOCUSED **SCHOOL**



Certification on Completion of the Book



_____ of Class _____ has completed
this book with great efforts and great achievement.

Teacher's Signature: _____ Date: _____

FOCUSED SCHOOLS





ABOUT THE WORKBOOK

This book presents the facts and the knowledge in a long lasting memorable fashion. The information presented has been carefully researched by the academic team of ILM.

