

ilm

STEM
FOCUSED SCHOOL

shapes

numbers

count

tracing

subtraction

matching

sorting

spelling

Kidling Math (for Pre-Nursery)





INSTITUTE OF LEARNING
AND MENTORSHIP





Date: _____ Day: _____ Teacher's Sign: _____

Let's learn about circle shape.




- It is a circle
- It is round in shape
- It has no sides

				
I can do this!	I can move on with little practice	I'm almost there.	I need more work on this.	I don't understand this.

Date: _____ Day: _____ Teacher's Sign: _____

SHAPE

Trace and color circle shape.



I can do this!



I can move on with
little practice



I'm almost there.



I need more work
on this.



I don't understand
this.

_____ Day: _____ Teacher's Sign: _____

Date:

NUMBERS

Let's Read the number 1.



I can do this!



I can move on with little practice



I'm almost there.



I need more work on this.




I don't understand this.

Date: _____ Day: _____ Teacher's Sign: _____

NUMBERS

Count and trace the number "1".



1	1	1	1
⋮	⋮	⋮	⋮
⋮	⋮	⋮	⋮
⋮	⋮	⋮	⋮

I can do this!

I can move on with
little practice



I'm almost there.

I need more work
on this.I don't understand
this.

Date: _____ Day: _____ Teacher's Sign: _____

NUMBERS

Count the objects and trace the number "1".



One



I can do this!



I can move on with little practice



I'm almost there.



I need more work on this.



I don't understand this.

Date: _____ Day: _____ Teacher's Sign: _____

NUMBERS

Trace and rewrite the number 1 in the blank cells.

1	1	1	1
1	1		



I can do this!





I can move on with
little practice

I'm almost there.

I need more work
on this.I don't understand
this.

Date: _____ Day: _____ Teacher's Sign: _____

Count the objects and circle the correct

<p>1 2 3</p> 	<p>1 2 3</p> 
<p>1 2 3</p> 	<p>1 2 3</p> 



-  I can do this!
-  I can move on with little practice
-  I'm almost there.
-  I need more work on this.
-  I don't understand this.

Date: _____ Day: _____ Teacher's Sign: _____

Big and small.

Identify Big and Small Objects.

big



small



I can do this!



I can move on with little practice



I'm almost there.



I need more work on this.


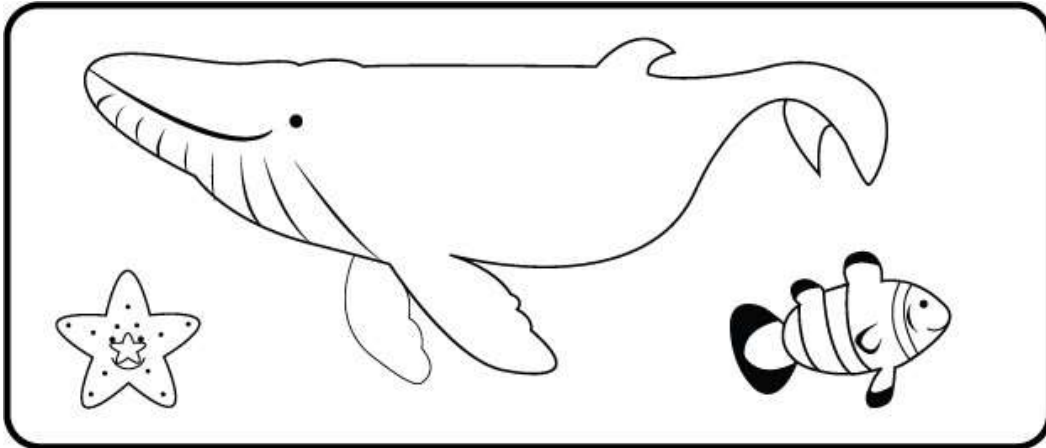


I don't understand this.

Date: _____ Day: _____ Teacher's Sign: _____

Big and small

Color the picture that is big in each box.



I can do this!



I can move on with little practice



I'm almost there.



I need more work on this.





I don't understand this.

Date: _____ Day: _____ Teacher's Sign: _____

NUMBERS

Let's Read the Number 2.



INSTITUTE OF LEARNING
MENTORS



I can do this!



I can move on with
little practice



I'm almost there.



I need more work
on this.



I don't understand
this.


Date: _____ Day: _____ Teacher's Sign: _____

NUMBERS

Count and trace the numbers "2"

2

Two



2	2	2	2	2	2
2	2	2	2	2	2
2	2	2	2	2	2
2	2	2	2	2	2
2	2	2	2	2	2



I can do this!

I can move on with
little practice



I'm almost there.

I need more work
on this.I don't understand
this.

Date: _____ Day: _____ Teacher's Sign: _____

NUMBERS

Count and trace the number " 2 ".



-  I can do this!
-  I can move on with little practice
-  I'm almost there.
-  I need more work on this.
-  I don't understand this.

Date: _____ Day: _____ Teacher's Sign: _____

NUMBERS

Trace and rewrite the number 2.

2	2	2	2
2	2		



I can do this!

I can move on with
little practice

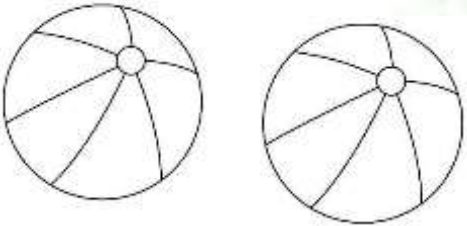



I'm almost there.

I need more work
on this.I don't understand
this.

Date: _____ Day: _____ Teacher's Sign: _____

NUMBERS

Count the objects and circle the correct numbers.

<p>1 2 3</p> 	<p>1 2 3</p> 
<p>1 2 3</p> 	<p>1 2 3</p> 



I can do this!

I can move on with
little practice

I'm almost there.

I need more work
on this.I don't understand
this.

Date: _____ Day: _____ Teacher's Sign: _____

SHAPE

Let's learn about square shape.



- This is square
- It has 4 sides
- They all are same



I can do this!



I can move on with
little practice



I'm almost there.



I need more work
on this.




I don't understand
this.

Date: _____ Day: _____ Teacher's Sign: _____

SHAPE

Trace and color circle shape.



I can do this!



I can move on with
little practice



I'm almost there.



I need more work
on this.




I don't understand
this.

Date: _____ Day: _____ Teacher's Sign: _____

Matching

Count the quantities and match it with same numbers.

1



2

2



1



I can do this!



I can move on with little practice



I'm almost there.



I need more work on this.




I don't understand this.

Date: _____ Day: _____ Teacher's Sign: _____

NUMBERS

Trace and write the numbers 1 and 2.

1	1	2	2
1	1	2	2
INSTITUTE OF LEARNING AND MENTORSHIP 			



I can do this!

I can move on with
little practice

I'm almost there.

I need more work
on this.I don't understand
this.

Date: _____ Day: _____ Teacher's Sign: _____

SHAPE

Color the star shape.



I can do this!



I can move on with little practice



I'm almost there.



I need more work on this.



I don't understand this.

Date: _____


Day: _____

Teacher's Sign: _____



Matching

Count the quantities and match it with correct numbers.



I can do this!



I can move on with little practice



I'm almost there.



I need more work on this.






I don't understand this.

Date: _____ Day: _____ Teacher's Sign: _____

COUNT

Count the shapes and write the number (1 and 2)



I can do this!



I can move on with little practice



I'm almost there.



I need more work on this.





I don't understand this.

Date: _____ Day: _____ Teacher's Sign: _____

COUNT

Count the shapes and write the number (1 and 2)



I can do this!



I can move on with little practice



I'm almost there.



I need more work on this.



I don't understand this.

Date: _____ Day: _____ Teacher's Sign: _____

SHAPE

Let's learn about triangle shape.



- This is triangle
- It has 3 sides
- All three sides can be different sizes.



I can do this!



I can move on with
little practice



I'm almost there.



I need more work
on this.



I don't understand
this.

Date: _____ Day: _____ Teacher's Sign: _____

SHAPE

Trace and triangle shape.



I can do this!



I can move on with little practice



I'm almost there.



I need more work on this.



I don't understand this.

Date: _____ Day: _____ Teacher's Sign: _____

NUMBERS

Write the missing numbers.

1	2
1	
	2



I can do this!



I can move on with
little practice



I'm almost there.



I need more work
on this.




I don't understand
this.

Date: _____ Day: _____ Teacher's Sign: _____

NUMBERS

Let's Read the number 3.



FOCUSSED SKILLS



I can do this!



I can move on with little practice



I'm almost there.



I need more work on this.



I don't understand this.

Date: _____ Day: _____ Teacher's Sign: _____

NUMBERS

Count and trace the number "3"

3

Three



3	3	3	3	3	3
3	3	3	3	3	3
3	3	3	3	3	3
3	3	3	3	3	3
3	3	3	3	3	3



I can do this!

I can move on with
little practice



I'm almost there.

I need more work
on this.I don't understand
this.

Date: _____ Day: _____ Teacher's Sign: _____

NUMBERS

Trace the number 3.



I can do this!



I can move on with little practice



I'm almost there.



I need more work on this.



I don't understand this.

Date: _____ Day: _____ Teacher's Sign: _____

NUMBERS

Trace and rewrite the number 3.

3	3	3	3
3	3		



I can do this!

I can move on with
little practice

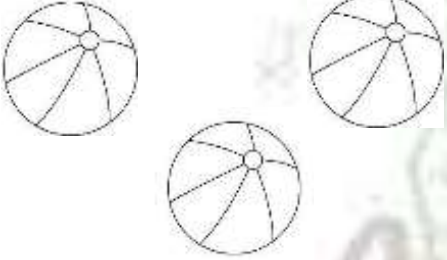
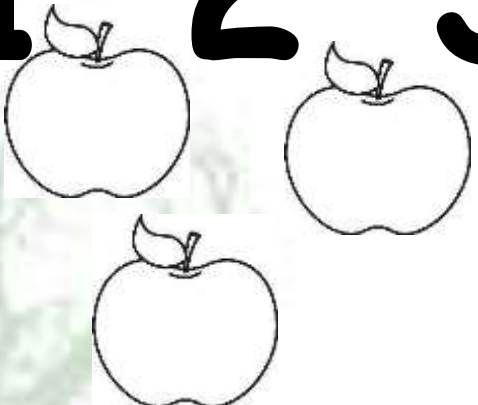


I'm almost there.

I need more work
on this.I don't understand
this.

Date: _____ Day: _____ Teacher's Sign: _____

NUMBERS

Count the objects and circle the correct number.

<p>1 2 3</p> 	<p>1 2 3</p> 
<p>1 2 3</p> 	<p>1 2 3</p> 


-  I can do this!
-  I can move on with little practice
-  I'm almost there.
-  I need more work on this.
-  I don't understand this.

Date: _____ Day: _____ Teacher's Sign: _____

Matching

Count the quantities and match it with same numbers.

1




2

2



1

3



3



I can do this!



I can move on with little practice



I'm almost there.



I need more work on this.



I don't understand this.

Date: _____ Day: _____ Teacher's Sign: _____

NUMBERS

Trace and rewrite the numbers.

1	2	3
1	2	3



I can do this!



I can move on with
little practice



I'm almost there.



I need more work
on this.



I don't understand
this.

Date: _____ Day: _____ Teacher's Sign: _____

SHAPE

Color the heart shape



I can do this!



I can move on with little practice



I'm almost there.



I need more work on this.




I don't understand this.

Date: _____ Day: _____ Teacher's Sign: _____

SHAPE

Trace the heart shape.



I can do this!



I can move on with little practice



I'm almost there.



I need more work on this.


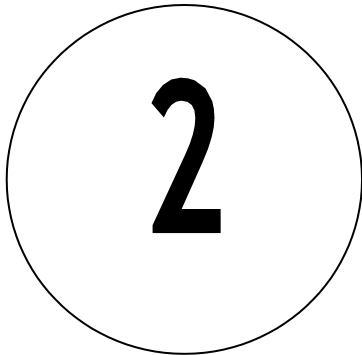


I don't understand this.

Date: _____ Day: _____ Teacher's Sign: _____

NUMBERS

Rearrange the numbers.



I can do this!



I can move on with little practice



I'm almost there.



I need more work on this.






I don't understand this.

Date: _____ Day: _____ Teacher's Sign: _____

NUMBERS

Count the quantities and write the numbers twice.



I can do this!



I can move on with little practice



I'm almost there.



I need more work on this.

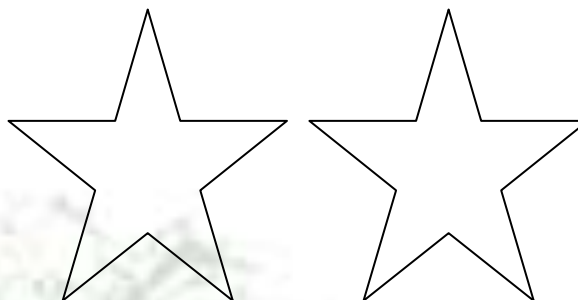


I don't understand this.

Date: _____ Day: _____ Teacher's Sign: _____

Matching

Count the quantities and match it with correct numbers.



I can do this!



I can move on with little practice



I'm almost there.



I need more work on this.




I don't understand this.

Date: _____ Day: _____ Teacher's Sign: _____

Tall and short

Identify Tall and Short objects.

tall



short



I can do this!



I can move on with little practice



I'm almost there.



I need more work on this.

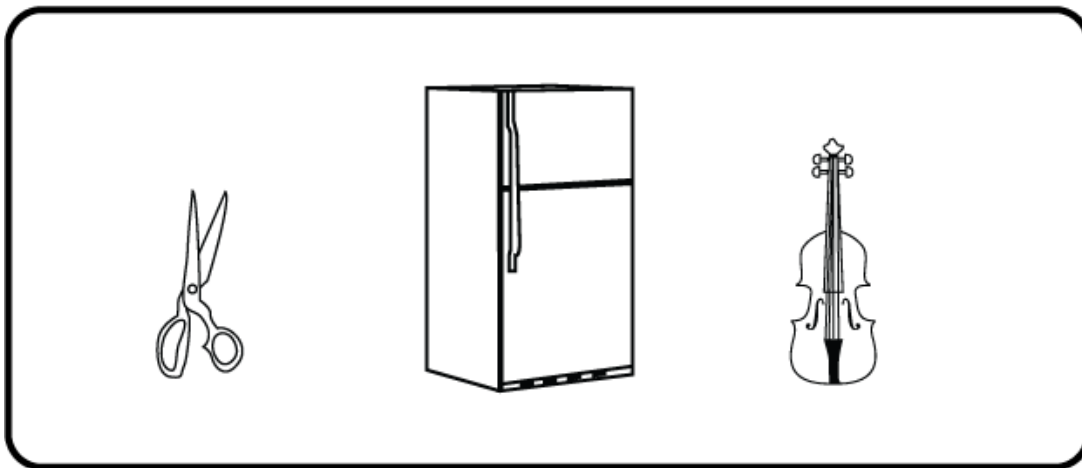



I don't understand this.

Date: _____ Day: _____ Teacher's Sign: _____

TALL AND SHORT

Circle the picture that is tall in each box.



I can do this!



I can move on with little practice



I'm almost there.



I need more work on this.



I don't understand this.



Date: _____

Day: _____

Teacher's Sign: _____

NUMBERS

Let's Read the number 4.



I can do this!



I can move on with little practice



I'm almost there.



I need more work on this.




I don't understand this.

Date: _____ Day: _____ Teacher's Sign: _____

NUMBERS

Count and trace the number "4".

4



4 4 4 4 4 4 4

4 4 4 4 4 4 4

4 4 4 4 4 4 4

4 4 4 4 4 4 4

4 4 4 4 4 4 4



I can do this!



I can move on with little practice



I'm almost there.



I need more work on this.

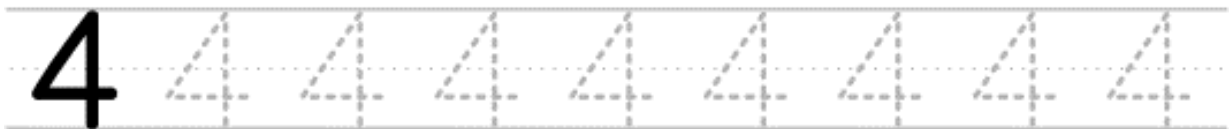
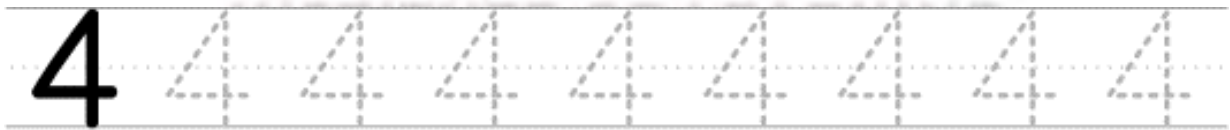
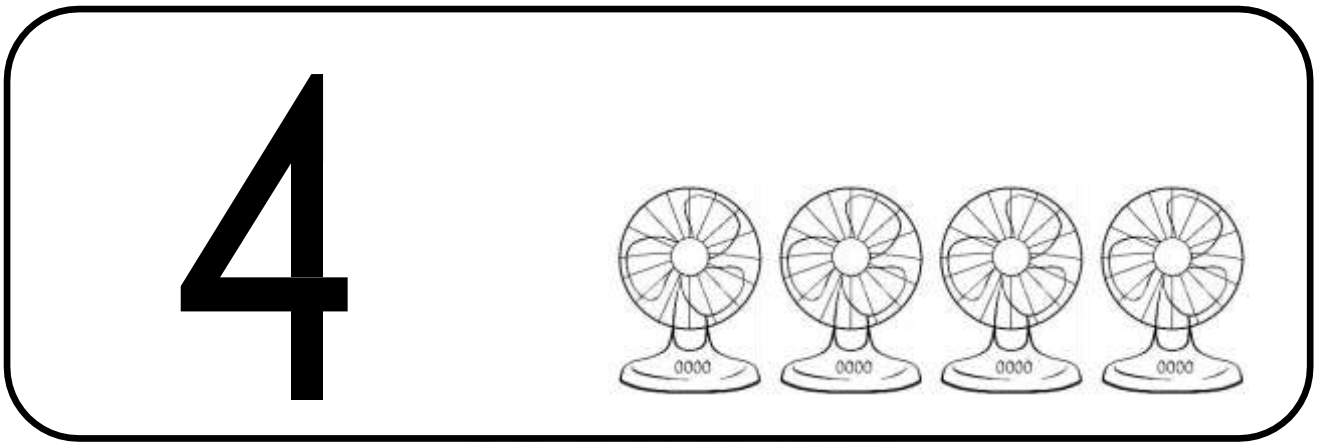


I don't understand this.

Date: _____ Day: _____ Teacher's Sign: _____

NUMBERS

Count and trace the number "4".



FOCUSED EXPLORE



I can do this!



I can move on with little practice



I'm almost there.



I need more work on this.



I don't understand this.

Date: _____ Day: _____ Teacher's Sign: _____

NUMBERS

Trace and rewrite the number 4.

4	4	4	4
4	4		



I can do this!

I can move on with
little practice





I'm almost there.

I need more work
on this.I don't understand
this.

Date: _____ Day: _____ Teacher's Sign: _____

NUMBERS

Count the objects and circle the correct number.

<p>4 1 3</p> 	<p>1 4 3</p> 
<p>2 3 4</p> 	<p>1 4 2</p> 



I can do this!



I can move on with
little practice



I'm almost there.



I need more work
on this.



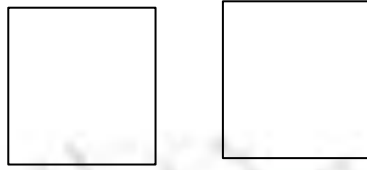
I don't understand
this.

Date: _____ Day: _____ Teacher's Sign: _____

Matching

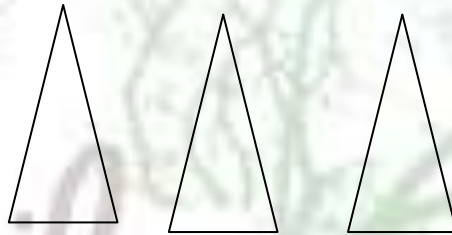
Count and match it with same numbers.

1



2

2



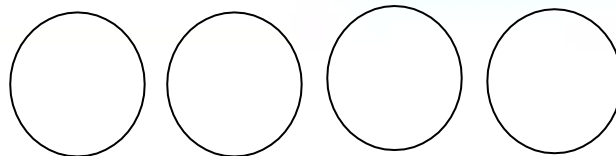
1

3



3

4



4



I can do this!



I can move on with little practice



I'm almost there.



I need more work on this.





I don't understand this.

Date: _____ Day: _____ Teacher's Sign: _____

NUMBERS

Trace and rewrite the numbers.

1	2	3	4
1	2	3	4
INSTITUTE OF LEARNING AND MENTORSHIP 			
FOCUSED LEARNING 			



I can do this!



I can move on with
little practice



I'm almost there.



I need more work
on this.




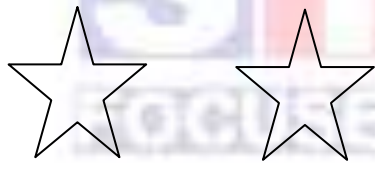


I don't understand
this.

Date: _____ Day: _____ Teacher's Sign: _____

NUMBERS

Count the quantities and write the numbers.



I can do this!



I can move on with
little practice



I'm almost there.



I need more work
on this.




I don't understand
this.

Date: _____ Day: _____ Teacher's Sign: _____

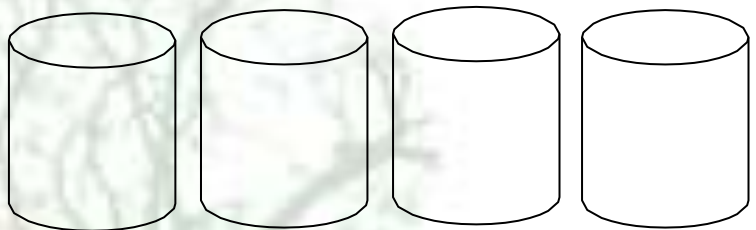
MATCHING

Count the quantities and match it with correct numbers.

1




2



3



4



I can do this!



I can move on with little practice



I'm almost there.



I need more work on this.



I don't understand this.

Date: _____ Day: _____ Teacher's Sign: _____

SHAPE

Let's learn about rectangle shape.



- This is rectangle
- It has 4 sides
- The opposite sides are always equal.



I can do this!



I can move on with
little practice



I'm almost there.



I need more work
on this.




I don't understand
this.

Date: _____ Day: _____ Teacher's Sign: _____

SHAPE

Trace and color rectangle shape.



I can do this!



I can move on with little practice



I'm almost there.



I need more work on this.







I don't understand this.

Date: _____ Day: _____ Teacher's Sign: _____

NUMBERS

Count the shapes read the number aloud and trace the numbers.

1		1
2		2
3		3
4		4



I can do this!

I can move on with
little practice





I'm almost there.

I need more work
on this.I don't understand
this.

Date: _____ Day: _____ Teacher's Sign: _____

NUMBERS

Count the shapes, trace and write the correct numbers.

1		
2		
3		
4		



I can do this!

I can move on with
little practice

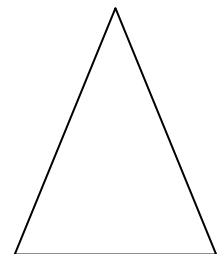



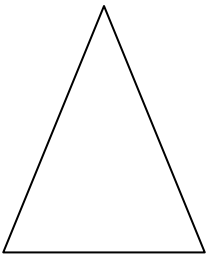



I'm almost there.

I need more work
on this.I don't understand
this.

Date: _____ Day: _____ Teacher's Sign: _____

SHAPES

Match the same shapes.



I can do this!



I can move on with little practice



I'm almost there.



I need more work on this.













I don't understand this.

Date: _____ Day: _____ Teacher's Sign: _____

SHAPES

Match the same shapes.

An arrow points from the square in the top-left cell to the square in the third row of the right column.

I can do this!

I can move on with little practice

I'm almost there.

I need more work on this.

I don't understand this.

Date: _____ Day: _____ Teacher's Sign: _____

SHAPE

Color the oval shape.



I can do this!



I can move on with little practice



I'm almost there.



I need more work on this.

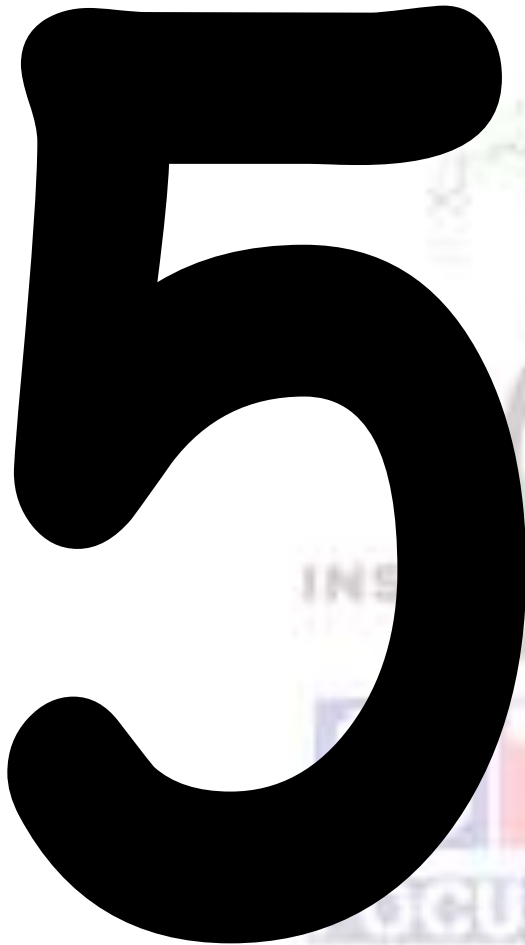


I don't understand this.

Date: _____ Day: _____ Teacher's Sign: _____

NUMBERS

Let's Read the Number 5.



I can do this!



I can move on with little practice



I'm almost there.



I need more work on this.



I don't understand this.


Date: _____ Day: _____ Teacher's Sign: _____

NUMBERS

Trace the number 5.

5

Five



5	5	5	5	5	5
5	5	5	5	5	5
5	5	5	5	5	5
5	5	5	5	5	5
5	5	5	5	5	5



I can do this!



I can move on with
little practice



I'm almost there.



I need more work
on this.



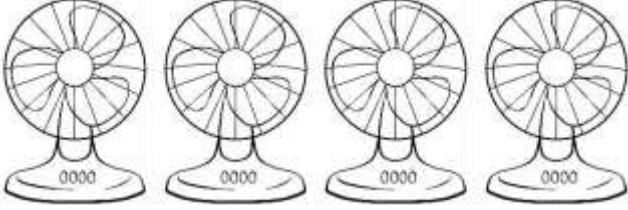
I don't understand
this.

Date: _____ Day: _____ Teacher's Sign: _____

NUMBERS

Count the quantities and trace the number 5.

5



A large black number 5 is on the left. To its right are four identical line drawings of fans, each with the number 0000 on its base.

ilms

INSTITUTE OF LEARNING
AND MENTORSHIP



FOCUSED

Tracing practice for the number 5. The top row shows three dashed 5s on a line, with a colorful bar chart and an equals sign between the first and second 5s. The bottom row shows three dashed 5s on a line.

-  I can do this!
-  I can move on with little practice
-  I'm almost there.
-  I need more work on this.
-  I don't understand this.

Date: _____ Day: _____ Teacher's Sign: _____

NUMBERS

Trace and rewrite the number 5.

5	5	5	5
5	5		



I can do this!



I can move on with
little practice



I'm almost there.



I need more work
on this.





I don't understand
this.

Date: _____ Day: _____ Teacher's Sign: _____

NUMBERS

Count the objects and circle the correct number.

<p>4 1 5</p> 	<p>1 5 3</p> 
<p>5 3 4</p> 	<p>1 5 2</p> 



I can do this!



I can move on with
little practice



I'm almost there.



I need more work
on this.



I don't understand
this.

Date: _____ Day: _____ Teacher's Sign: _____

NUMBERS

Write the missing numbers.

1		3	4	
---	--	---	---	--

	2	3		5
--	---	---	--	---



I can do this!

I can move on with
little practice

I'm almost there.

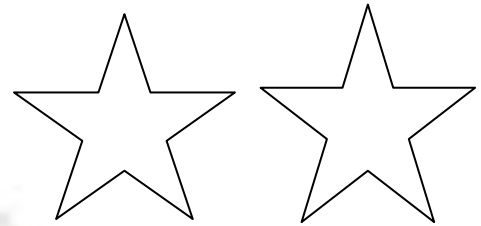
I need more work
on this.I don't understand
this.

Date: _____ Day: _____ Teacher's Sign: _____

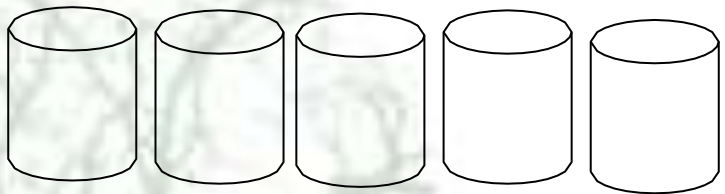
Matching

Count the quantities and match it with correct numbers.

1



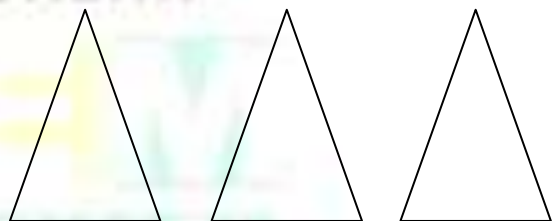
2




3



4



5



I can do this!



I can move on with little practice



I'm almost there.



I need more work on this.



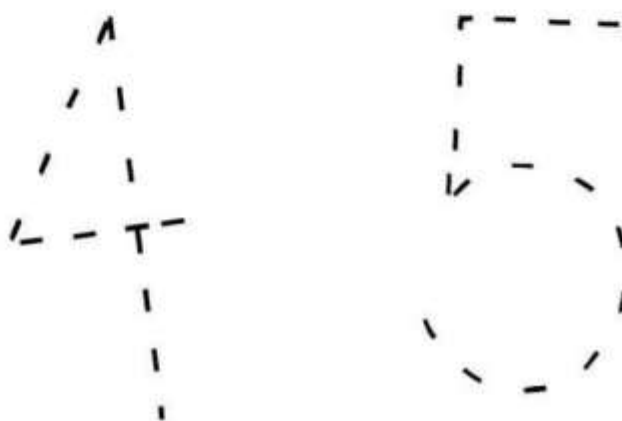
I don't understand this.

Date: _____ Day: _____ Teacher's Sign: _____

NUMBERS

Trace the number 1 - 5

Numbers



I can do this!



I can move on with
little practice



I'm almost there.



I need more work
on this.


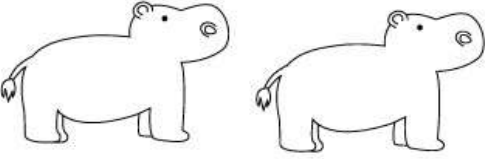





I don't understand
this.

Date: _____ Day: _____ Teacher's Sign: _____

NUMBERS

Count the quantities read and trace the numbers.

1	1	
2	2	
3	3	
4	4	
5	5	



I can do this!



I can move on with
little practice



I'm almost there.



I need more work
on this.



I don't understand
this.

Date: _____ Day: _____ Teacher's Sign: _____

NUMBERS

Write the missing numbers (1 - 5)

1	2		4	5
	2	3		5
1		3	4	



I can do this!



I can move on with
little practice



I'm almost there.



I need more work
on this.

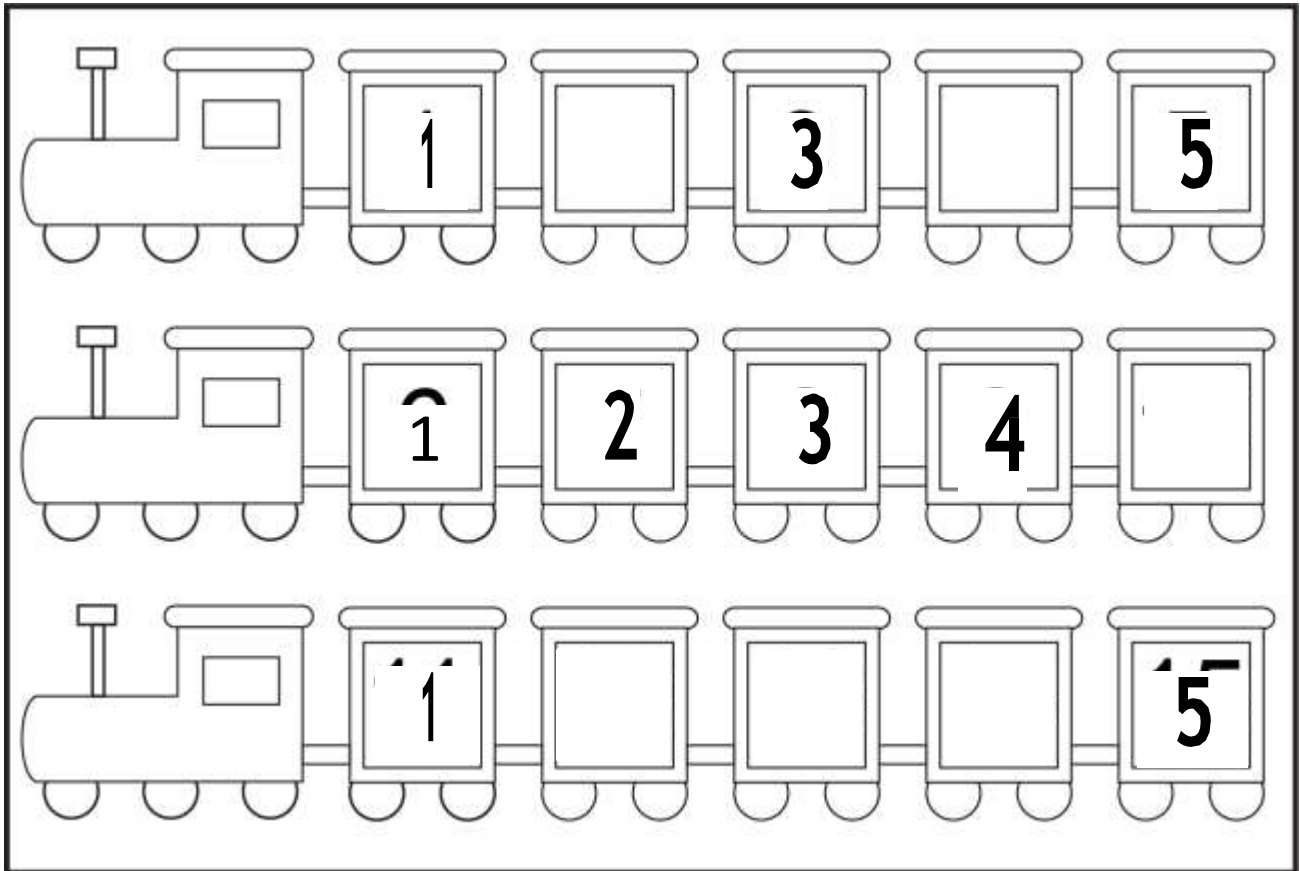


I don't understand
this.

Date: _____ Day: _____ Teacher's Sign: _____

NUMBERS

Write the missing numbers (1 - 5)



I can do this!



I can move on with
little practice



I'm almost there.



I need more work
on this.



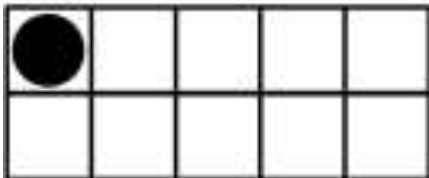
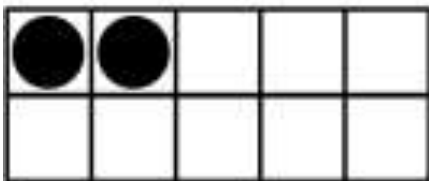
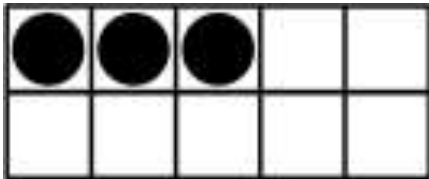


I don't understand
this.

Date: _____ Day: _____ Teacher's Sign: _____

NUMBERS

Count the dots and match it with correct number.

**4****3****5****1****2**

I can do this!

I can move on with
little practice


I'm almost there.

I need more work
on this.I don't understand
this.


Date: _____ Day: _____ Teacher's Sign: _____

NUMBERS


Count and circle the correct number.




1 2 3 4 5



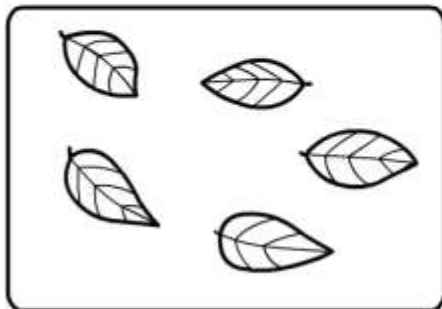
1 2 3 4 5



1 2 3 4 5



1 2 3 4 5



1 2 3 4 5



I can do this!



I can move on with little practice



I'm almost there.



I need more work on this.







I don't understand this.

Date: _____ Day: _____ Teacher's Sign: _____

SHAPES

Match the same shapes



I can do this!



I can move on with little practice



I'm almost there.



I need more work on this.







I don't understand this.

Date: _____ Day: _____ Teacher's Sign: _____

SHAPES

Match the same shapes



I can do this!



I can move on with little practice



I'm almost there.



I need more work on this.



I don't understand this.

Date: _____ Day: _____ Teacher's Sign: _____

SHAPES

Color the cube.

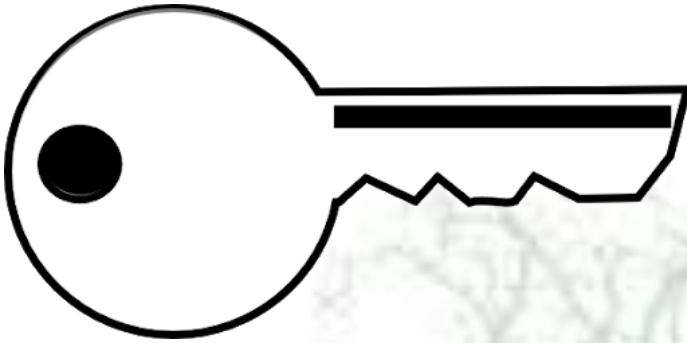


- 
I can do this!
- 
I can move on with little practice
- 
I'm almost there.
- 
I need more work on this.
- 
I don't understand this.

Date: _____ Day: _____ Teacher's Sign: _____


Heavy and Light

Identify the heavy and light objects.



light

heavy



I can do this!



I can move on with little practice



I'm almost there.



I need more work on this.





I don't understand this.

Date: _____ Day: _____ Teacher's Sign: _____

HEAVY AND LIGHT

Color the picture that is heavy in each box.



I can do this!



I can move on with little practice



I'm almost there.



I need more work on this.



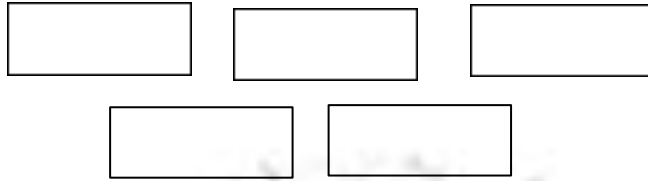
I don't understand this.

Date: _____ Day: _____ Teacher's Sign: _____

MATCHING

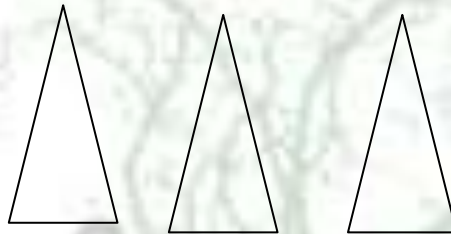
Count the quantities and match it with same numbers.

1



2

2



1

3




5

4



4

5



3



I can do this!



I can move on with little practice



I'm almost there.



I need more work on this.



I don't understand this.

Date: _____ Day: _____ Teacher's Sign: _____

NUMBERS

Trace and rewrite the numbers.

1	2	3	4	5
1	2	3	4	5
	INSTITUTE OF LEARNING AND MENTORSHIP			
	FOCUSSED			



I can do this!

I can move on with
little practice

I'm almost there.

I need more work
on this.I don't understand
this.

Date: _____ Day: _____ Teacher's Sign: _____

NUMBERS

Let's Read the number 6.



I can do this!



I can move on with little practice



I'm almost there.



I need more work on this.



I don't understand this.


Date: _____ Day: _____ Teacher's Sign: _____

NUMBERS

Count and trace the number "6".

6

Six



6	6	6	6	6	6
6	6	6	6	6	6
6	6	6	6	6	6
6	6	6	6	6	6
6	6	6	6	6	6



I can do this!



I can move on with
little practice



I'm almost there.



I need more work
on this.






I don't understand
this.

Date: _____ Day: _____ Teacher's Sign: _____

NUMBERS

Count the objects and trace the number "6".



I can do this!



I can move on with little practice



I'm almost there.



I need more work on this.



I don't understand this.

Date: _____ Day: _____ Teacher's Sign: _____

NUMBERS

Trace and rewrite the number 6.

6	6	6	6
6	6		



I can do this!

I can move on with
little practice




I'm almost there.

I need more work
on this.I don't understand
this.

Date: _____ Day: _____ Teacher's Sign: _____

NUMBERS

Count the quantity and circle the correct number.

<p>4 6</p>	
<p>6 5</p>	
<p>2 6</p>	



I can do this!



I can move on with
little practice



I'm almost there.



I need more work
on this.



I don't understand
this.

Date: _____ Day: _____ Teacher's Sign: _____

NUMBERS

Let's Read the number 7.




I can do this!


I can move on with
little practice


I'm almost there.


I need more work
on this.



I don't understand
this.

Date: _____ Day: _____ Teacher's Sign: _____

NUMBERS

Count and trace the number "7".

7



Seven

7	7	7	7	7	7
7	7	7	7	7	7
7	7	7	7	7	7
7	7	7	7	7	7
7	7	7	7	7	7



I can do this!

I can move on with
little practice

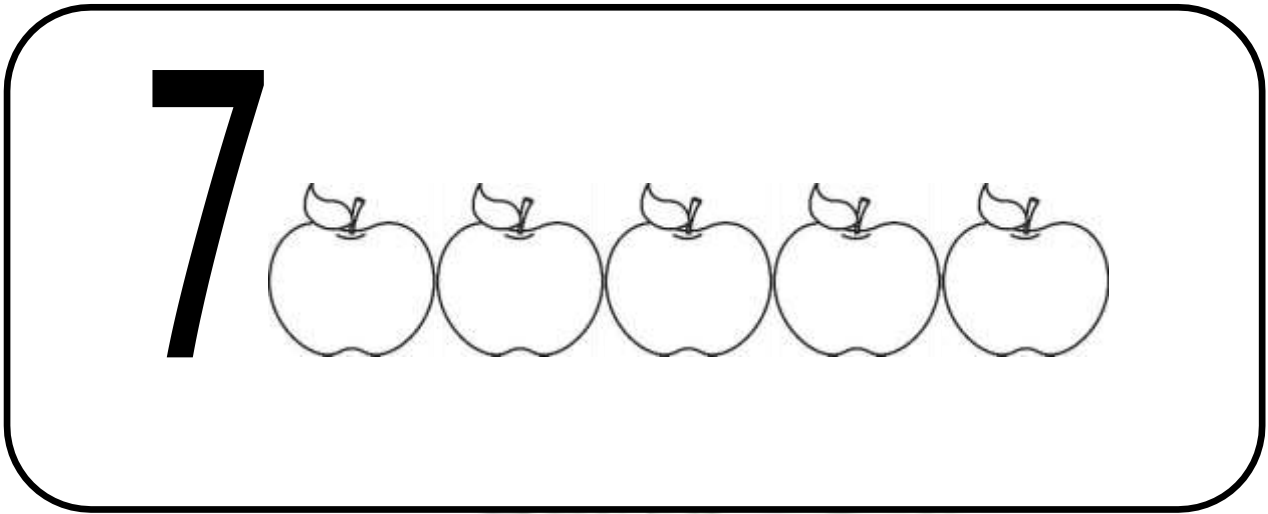
I'm almost there.

I need more work
on this.I don't understand
this.

Date: _____ Day: _____ Teacher's Sign: _____

NUMBERS

Count and trace the number "7".



I can do this!



I can move on with little practice



I'm almost there.



I need more work on this.



I don't understand this.

Date: _____ Day: _____ Teacher's Sign: _____

NUMBERS

Trace and rewrite the number 7.

7	7	7	7
7	7		



I can do this!

I can move on with
little practice




I'm almost there.

I need more work
on this.I don't understand
this.

Date: _____ Day: _____ Teacher's Sign: _____

NUMBERS

Count the quantity and circle the correct number.

<p>7 3</p>	
<p>2 5</p>	
<p>1 7</p>	



I can do this!



I can move on with
little practice



I'm almost there.



I need more work
on this.



I don't understand
this.

Date: _____ Day: _____ Teacher's Sign: _____

Matching

Match the numbers with the same numbers.

1

3

2

4

3

1

4

6

5

2

6

7

7

5



I can do this!

I can move on with
little practice

I'm almost there.

I need more work
on this.I don't understand
this.

Date: _____ Day: _____ Teacher's Sign: _____

NUMBERS

Rewrite the numbers 1 - 7.

1	2	3	4	5	6	7



I can do this!

I can move on with
little practice


I'm almost there.

I need more work
on this.I don't understand
this.

Date: _____ Day: _____ Teacher's Sign: _____

NUMBERS

Rearrange the numbers.





I can do this!



I can move on with little practice



I'm almost there.



I need more work on this.



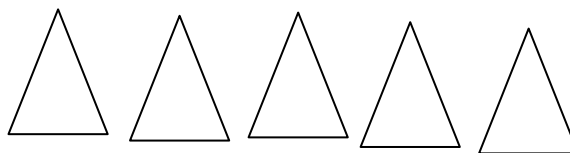
I don't understand this.

Date: _____ Day: _____ Teacher's Sign: _____

Matching

Count the quantities and match it with correct numbers.


1




2




3



4



5



6



7



I can do this!



I can move on with little practice



I'm almost there.



I need more work on this.




I don't understand this.

Date: _____ Day: _____ Teacher's Sign: _____

NUMBERS

Color the cone shape.



I can do this!



I can move on with little practice



I'm almost there.



I need more work on this.



I don't understand this.

Date: _____ Day: _____ Teacher's Sign: _____

NUMBERS

Color the diamond shape.



I can do this!



I can move on with little practice



I'm almost there.



I need more work on this.



I don't understand this.

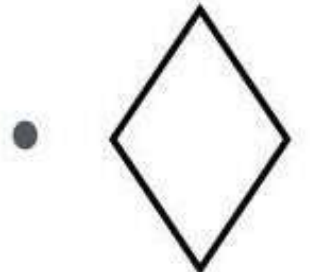






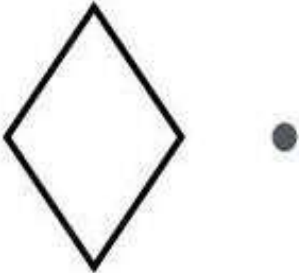

Date: _____

Day: _____

Teacher's Sign: _____

SHAPE

Match the shape.



I can do this!



I can move on with little practice



I'm almost there.



I need more work on this.

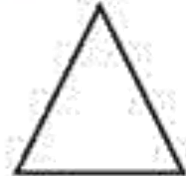

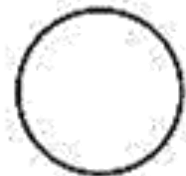
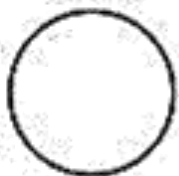


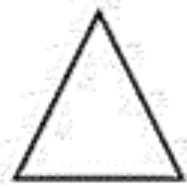


I don't understand this.

Date: _____ Day: _____ Teacher's Sign: _____

SHAPES

Match the same shapes.



I can do this!



I can move on with little practice



I'm almost there.



I need more work on this.

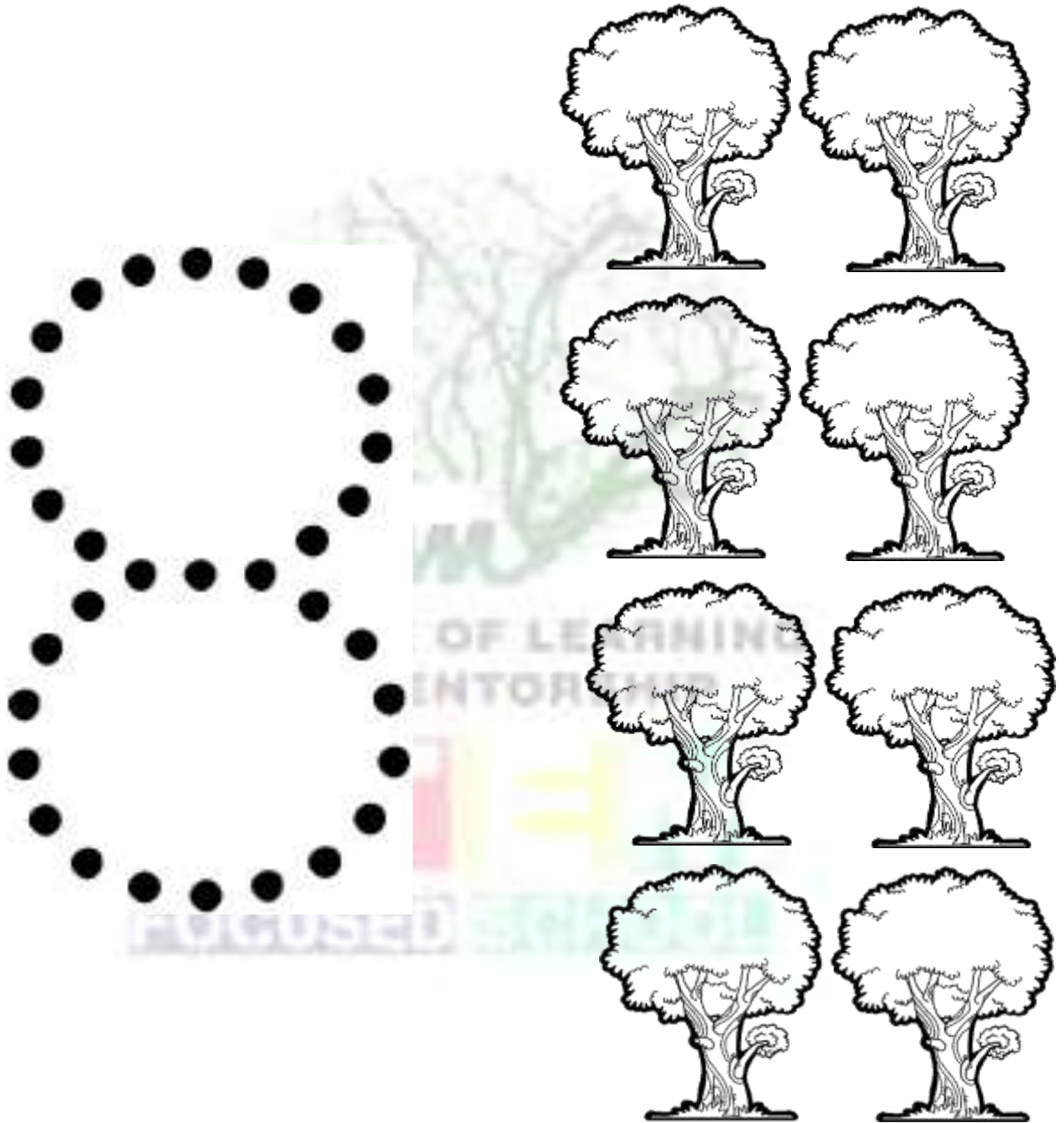


I don't understand this.

Date: _____ Day: _____ Teacher's Sign: _____

NUMBERS

Let's Read the number "8".



I can do this!



I can move on with little practice



I'm almost there.



I need more work on this.



I don't understand this.


Date: _____ Day: _____ Teacher's Sign: _____

NUMBERS

Trace the number 8.

8

Eight





I can do this!



I can move on with little practice



I'm almost there.



I need more work on this.



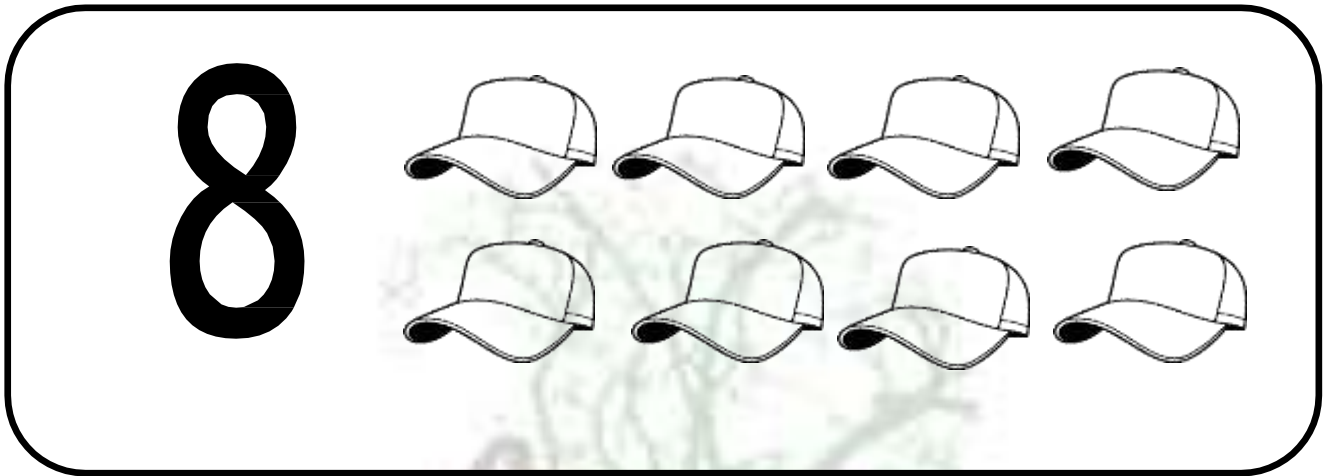


I don't understand this.

Date: _____ Day: _____ Teacher's Sign: _____

NUMBERS

Trace the number 8.



I can do this!



I can move on with little practice



I'm almost there.



I need more work on this.



I don't understand this.

Date: _____ Day: _____ Teacher's Sign: _____

NUMBERS

Trace and rewrite the number 8.

8	8	8	8
8	8		



I can do this!

I can move on with
little practice




I'm almost there.

I need more work
on this.I don't understand
this.

Date: _____ Day: _____ Teacher's Sign: _____

MATCHING

Count the objects and circle the correct number.

<p>2 8</p>	
<p>8 7</p>	
<p>3 8</p>	



I can do this!

I can move on with
little practice

I'm almost there.


I need more work
on this.I don't understand
this.

Date: _____ Day: _____ Teacher's Sign: _____

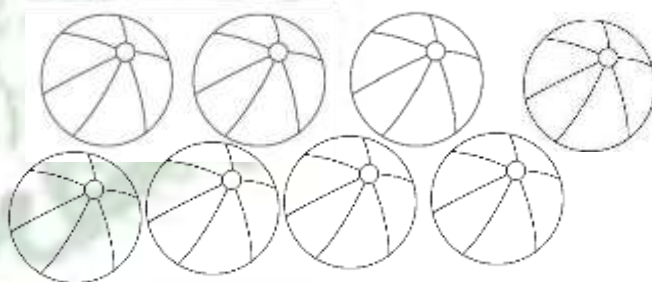
MATCHING

Count the objects and match it with correct numbers.


4



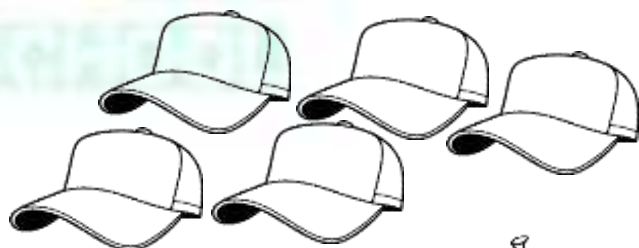
5




6



7



8



I can do this!



I can move on with little practice



I'm almost there.



I need more work on this.




I don't understand this.

Date: _____ Day: _____ Teacher's Sign: _____

LESS AND MORE

Identify the objects as more or less.



more

less



I can do this!



I can move on with
little practice



I'm almost there.



I need more work
on this.



I don't understand
this.

Date: _____ Day: _____ Teacher's Sign: _____

LESS AND MORE

Color the picture that is more in each box.



I can do this!



I can move on with little practice



I'm almost there.



I need more work on this.

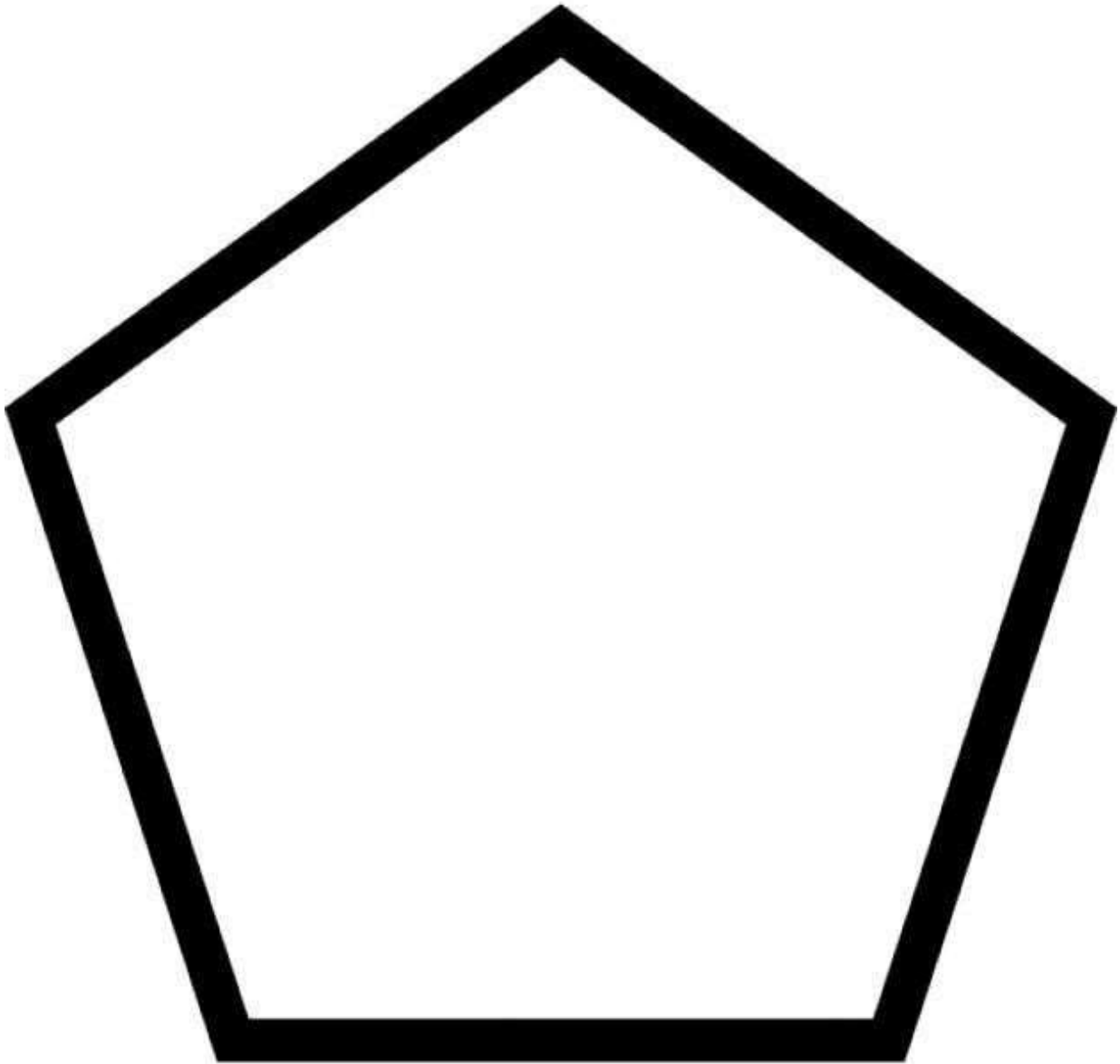


I don't understand this.

Date: _____ Day: _____ Teacher's Sign: _____

SHAPES

Color the pentagon shape.



I can do this!



I can move on with
little practice



I'm almost there.



I need more work
on this.




I don't understand
this.

Date: _____ Day: _____ Teacher's Sign: _____

SHAPES

Color the sphere.



I can do this!



I can move on with little practice



I'm almost there.



I need more work on this.










I don't understand this.

Date: _____ Day: _____ Teacher's Sign: _____

SHAPES

Match the same shapes.



I can do this!



I can move on with little practice



I'm almost there.



I need more work on this.



I don't understand this.

Date: _____ Day: _____ Teacher's Sign: _____

NUMBERS

Arrange numbers in orders.

1 3 2 7
8 4 5 6



I can do this!



I can move on with
little practice



I'm almost there.



I need more work
on this.



I don't understand
this.

Date: _____ Day: _____ Teacher's Sign: _____

NUMBERS

Write the missing numbers.

1		3		6	7	
---	--	---	--	---	---	--

	2		4		7	
--	---	--	---	--	---	--

1		3		5			8
---	--	---	--	---	--	--	---



I can do this!



I can move on with
little practice



I'm almost there.



I need more work
on this.

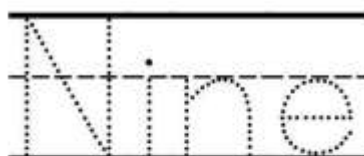


I don't understand
this.

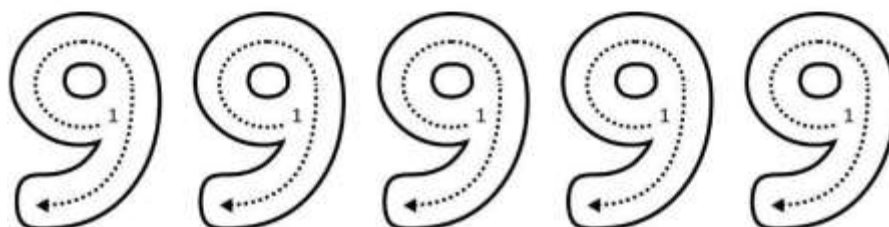
Date: _____ Day: _____ Teacher's Sign: _____

NUMBERS


Let's read the number "9"



Trace the nines:



Color nine balloons:



I can do this!



I can move on with little practice



I'm almost there.



I need more work on this.



I don't understand this.

Date: _____ Day: _____ Teacher's Sign: _____

NUMBER

Count and trace the numbers.

9

Nine



9	9	9	9	9	9
9	9	9	9	9	9
9	9	9	9	9	9
9	9	9	9	9	9
9	9	9	9	9	9



I can do this!

I can move on with
little practice


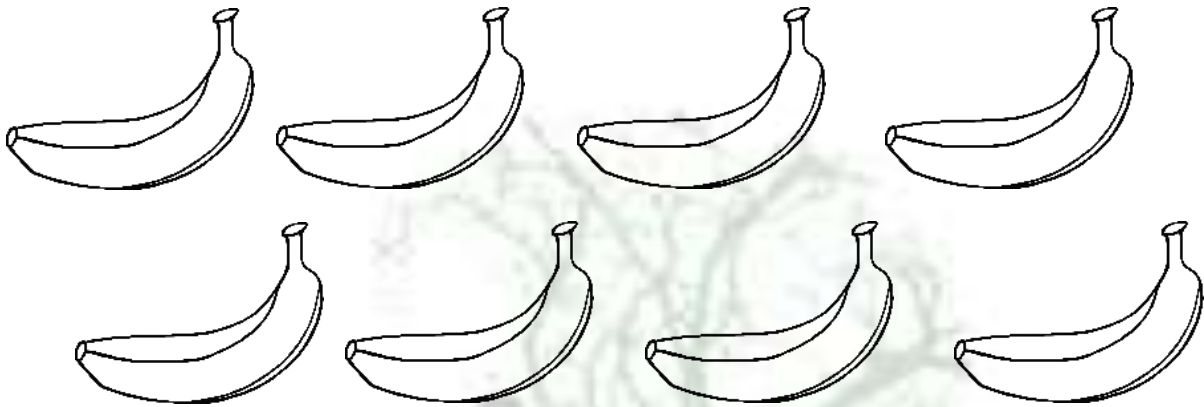
I'm almost there.

I need more work
on this.I don't understand
this.

Date: _____ Day: _____ Teacher's Sign: _____

NUMBERS

Count and trace the numbers.



I can do this!



I can move on with
little practice



I'm almost there.



I need more work
on this.



I don't understand
this.

Date: _____ Day: _____ Teacher's Sign: _____

NUMBERS

Trace and rewrite the number 9.

9	9	9	9
9	9		



I can do this!

I can move on with
little practice




I'm almost there.

I need more work
on this.I don't understand
this.

Date: _____ Day: _____ Teacher's Sign: _____

NUMBERS

Count the objects and circle the correct number.

<p>9 8</p>	
<p>9 3</p>	
<p>4 9</p>	



I can do this!

I can move on with
little practice


I'm almost there.

I need more work
on this.I don't understand
this.

Date: _____ Day: _____ Teacher's Sign: _____

NUMBERS

Let's Read the number "10"



INSTITUTE OF LEARNING
AND MENTORSHIP



I can do this!



I can move on with
little practice



I'm almost there.



I need more work
on this.



I don't understand
this.

Date: _____ Day: _____ Teacher's Sign: _____

NUMBERS

Trace the number and count the cups.

10



Ten



10	10	10	10	10	10
10	10	10	10	10	10
10	10	10	10	10	10
10	10	10	10	10	10
10	10	10	10	10	10



I can do this!



I can move on with
little practice



I'm almost there.



I need more work
on this.



I don't understand
this.

Date: _____ Day: _____ Teacher's Sign: _____

NUMBERS

Trace the numbers.



I can do this!



I can move on with
little practice



I'm almost there.



I need more work
on this.



I don't understand
this.

Date: _____ Day: _____ Teacher's Sign: _____

NUMBER

Trace and rewrite the number 10.

10	10	10	10
10	10		



I can do this!

I can move on with
little practice



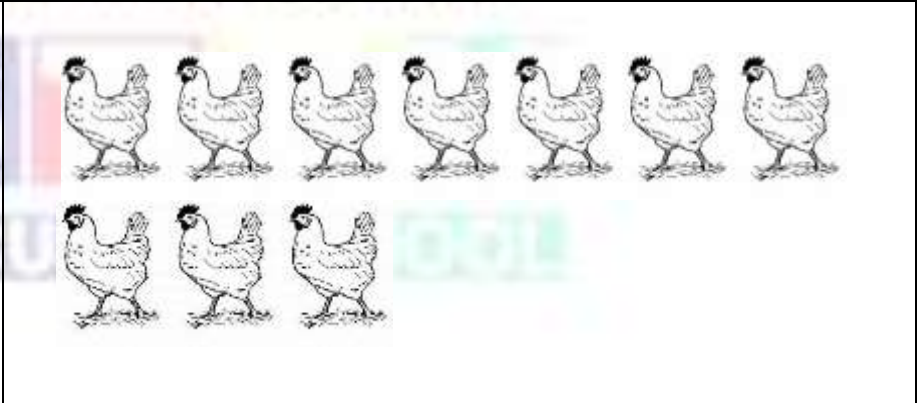
I'm almost there.

I need more work
on this.I don't understand
this.

Date: _____ Day: _____ Teacher's Sign: _____

NUMBERS

Count the objects and circle the correct number.

<p>10 8</p>	
<p>10 5</p>	
<p>2 10</p>	



I can do this!

I can move on with
little practice

I'm almost there.

I need more work
on this.I don't understand
this.

Date: _____ Day: _____ Teacher's Sign: _____

NUMBERS

Trace the numbers.

6	6	6	6	
7	7	7	7	
8	8	8	8	
9	9	9	9	
10	10	10	10	



I can do this!



I can move on with
little practice



I'm almost there.



I need more work
on this.




I don't understand
this.

Date: _____ Day: _____ Teacher's Sign: _____

Color the shapes.



Square



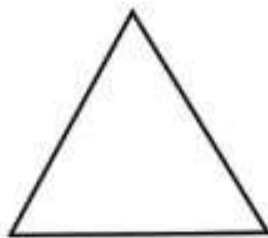
Circle



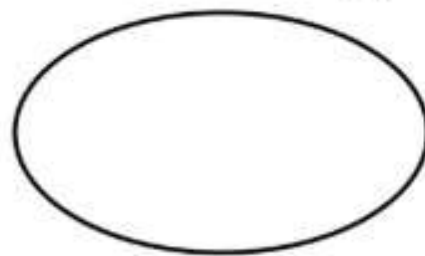
Star



Rectangle



Triangle



Oval



I can do this!



I can move on with
little practice



I'm almost there.



I need more work
on this.



I don't understand
this.

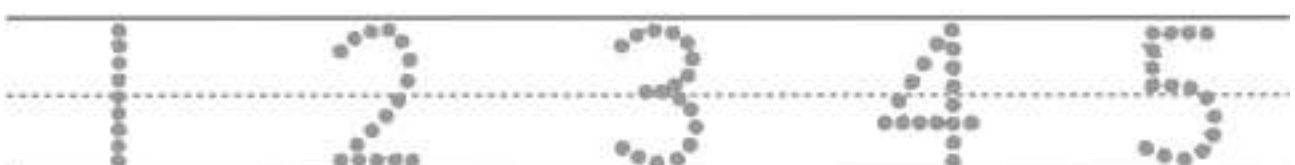
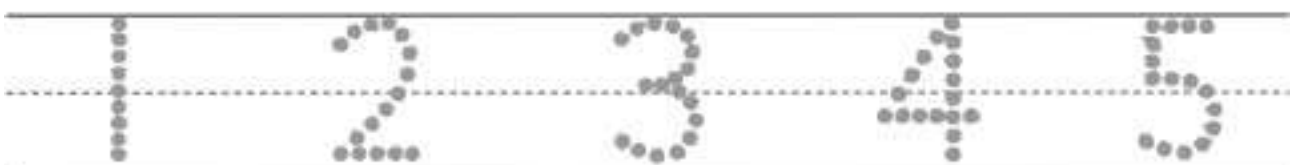
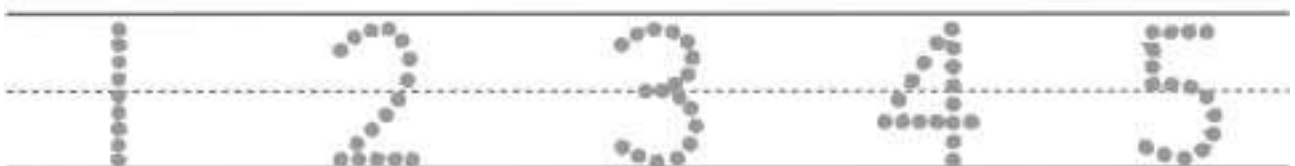
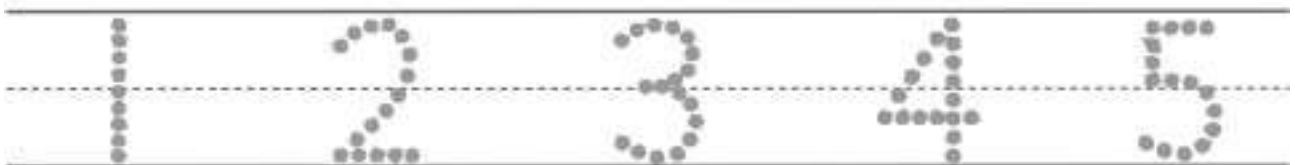
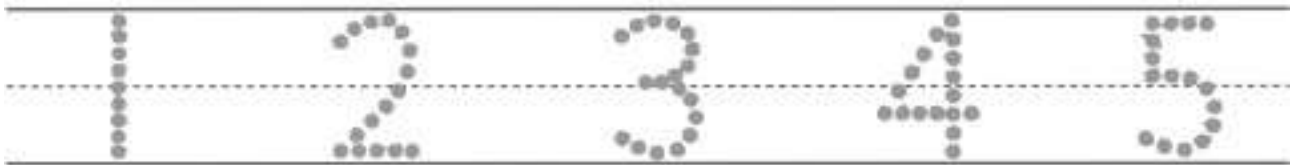
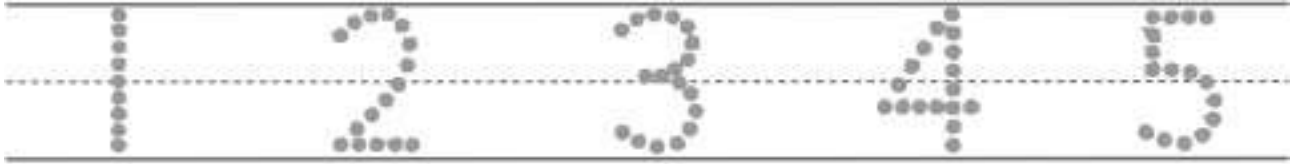
Date: _____

Day: _____

Teacher's Sign: _____

NUMBERS

Trace the numbers 1-5.



I can do this!



I can move on with little practice



I'm almost there.



I need more work on this.

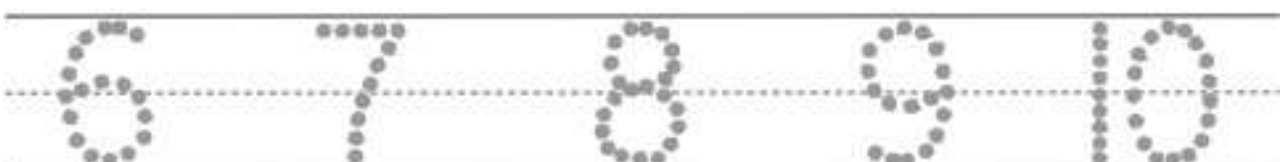
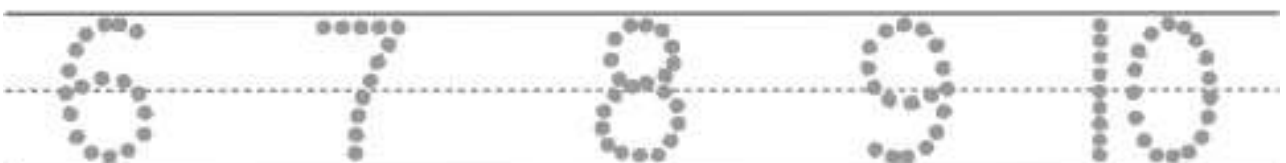
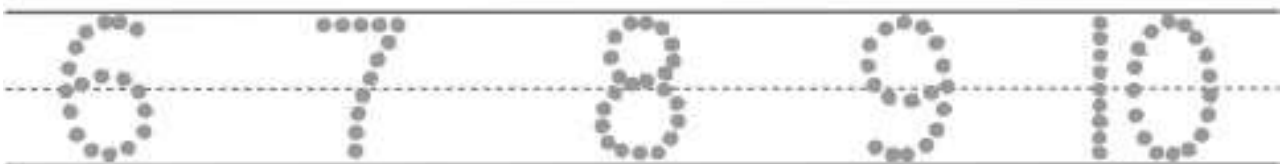
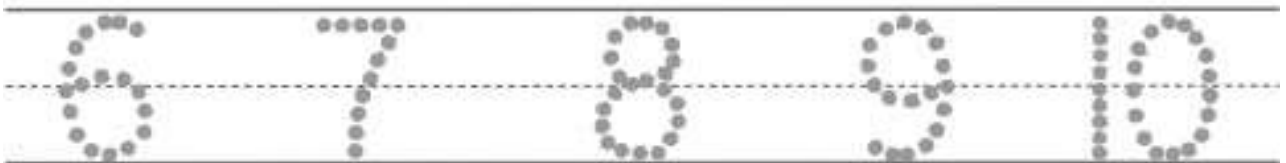
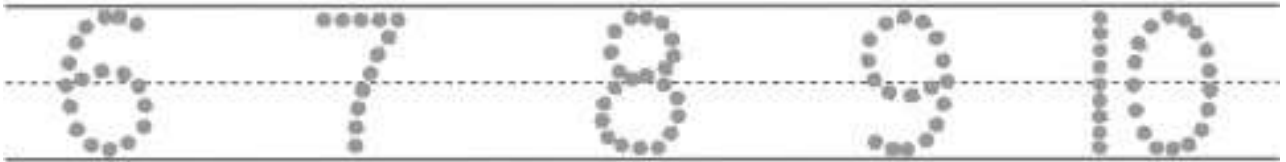
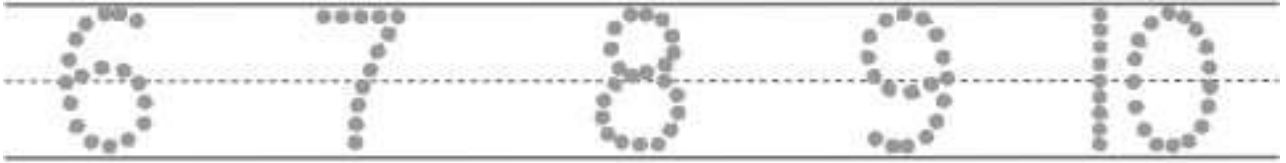


I don't understand this.

Date: _____ Day: _____ Teacher's Sign: _____

NUMBERS

Trace the numbers 6 - 10.



I can do this!



I can move on with
little practice



I'm almost there.



I need more work
on this.



I don't understand
this.

Date: _____ Day: _____ Teacher's Sign: _____

NUMBERS

Write the missing Numbers (1-10)

	2		4	
6		8	9	



I can do this!



I can move on with
little practice



I'm almost there.



I need more work
on this.



I don't understand
this.

Date: _____ Day: _____ Teacher's Sign: _____

NUMBERS

Write the missing numbers (1 - 10).

<input type="text"/>	2	<input type="text"/>	4	<input type="text"/>
6	<input type="text"/>	8	<input type="text"/>	10

INSTITUTE OF LEARNING
AND MENTORSHIP

1	<input type="text"/>	3	<input type="text"/>	5
---	----------------------	---	----------------------	---

6	7	<input type="text"/>	9	10
---	---	----------------------	---	----



I can do this!

I can move on with
little practice

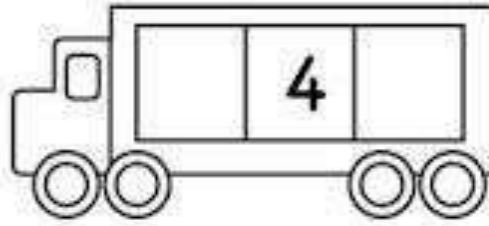

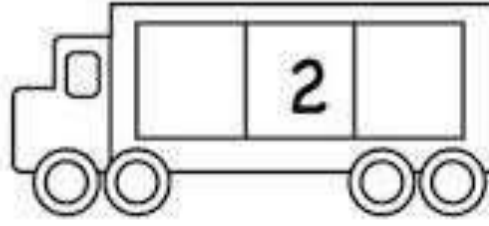
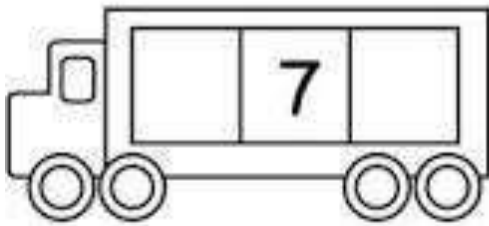
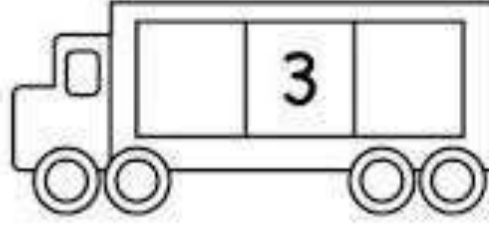
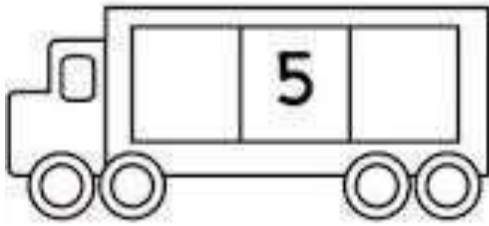
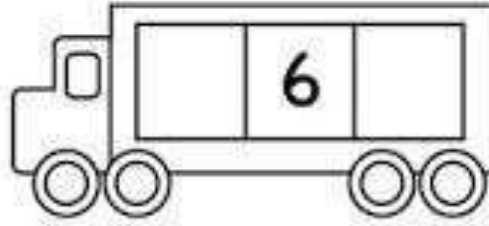
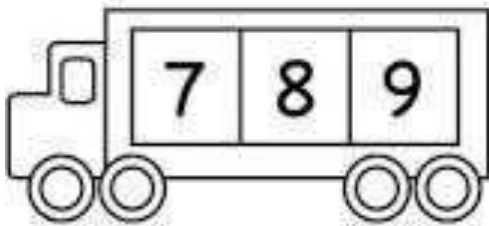
I'm almost there.

I need more work
on this.I don't understand
this.

Date: _____ Day: _____ Teacher's Sign: _____

NUMBERS

Write missing number (1 - 10)



I can do this!



I can move on with
little practice



I'm almost there.



I need more work
on this.




I don't understand
this.

Date: _____ Day: _____ Teacher's Sign: _____

NUMBERS

Write missing numbers.



FOCUSED SCHOOLS



I can do this!



I can move on with
little practice



I'm almost there.



I need more work
on this.



I don't understand
this.

Date: _____ Day: _____ Teacher's Sign: _____

NUMBERS

Write missing numbers.



I can do this!



I can move on with
little practice



I'm almost there.



I need more work
on this.



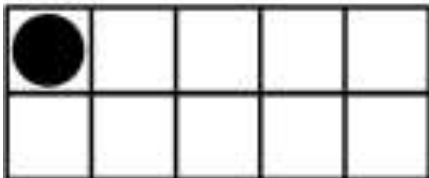
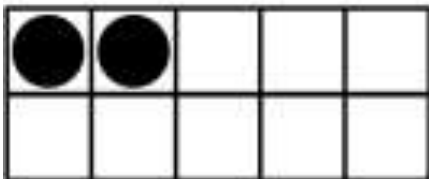
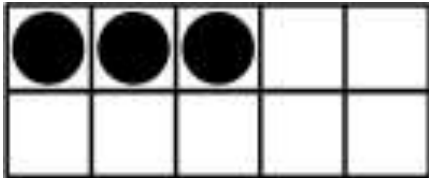


I don't understand
this.

Date: _____ Day: _____ Teacher's Sign: _____

NUMBERS

Count the dots and match it with correct number.

**4****3****5****1****2**

I can do this!

I can move on with
little practice


I'm almost there.

I need more work
on this.I don't understand
this.


Date: _____ Day: _____ Teacher's Sign: _____

NUMBERS


Count the dots and match it with correct number.



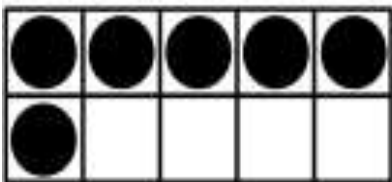
8



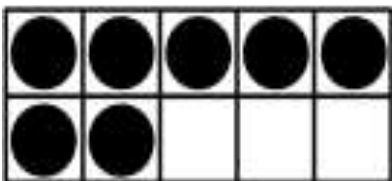
6



9



7



10



I can do this!

I can move on with
little practice

I'm almost there.

I need more work
on this.I don't understand
this.

Date: _____ Day: _____ Teacher's Sign: _____

NUMBERS

Rearrange the numbers.

4	3	→	3	4
2	1	→		
5	4	→		
3	2	→		



I can do this!

I can move on with
little practice

I'm almost there.

I need more work
on this.I don't understand
this.

Date: _____ Day: _____ Teacher's Sign: _____

NUMBERS

Rearrange the numbers.

7	6	→	6	7
10	9	→		
8	9	→		
7	6	→		
2	3	→		



I can do this!



I can move on with
little practice



I'm almost there.



I need more work
on this.



I don't understand
this.

Date: _____ Day: _____ Teacher's Sign: _____

SHAPE

Color the cuboid.



I can do this!



I can move on with little practice



I'm almost there.



I need more work on this.



I don't understand this.

Date: _____ Day: _____ Teacher's Sign: _____

NUMBERS

Rewrite the numbers.

--	--	--	--	--	--	--	--	--	--

4 5 6 7 3 2 1 8 9 10



I can do this!



I can move on with
little practice



I'm almost there.



I need more work
on this.



I don't understand
this.

Date: _____ Day: _____ Teacher's Sign: _____

NUMBERS

Match the same numbers.

4 5 6 7 8 9 10

6 8 5 9 4 10 7



I can do this!

I can move on with
little practice

I'm almost there.

I need more work
on this.I don't understand
this.



INSTITUTE OF LEARNING
AND MENTORSHIP





Bibliography



The development of the MATHS was a collaborative effort. The content was rewritten, edited, and developed by HIRA FATIMA of ILM. Over 200 preschool curricula were reviewed by a team of six ILM staff members to write this workbook. The following reference were used;

- Formation of numbers : www.slideshare.net
- Formation of numbers: www.worksheetfun.com
- Quantity pictures: www.worksheetfun.com
- Shapes : www.softschools.com
- Matching worksheets: www.k5learning.com



Certification on Completion of the Book



_____ of Class _____ has completed
this book with great efforts and great achievement.

Teacher's Signature: _____ Date: _____

FOCUSED SCHOOL





About the Book

This workbook is designed to teach basic mathematics to the Pre-Nursery students. The concepts covered include counting and numbersense, measurements, basic geometry, spatial relations, and patterning skills.

The book also develops a multifunctional understanding of different types of basic mathematics pre-school concepts.