




Learn to Draw

A Tracing Workbook
for preschoolers




This book belongs to



Date: _____ Day: _____ Teacher's Sign: _____

Coloring



I can do this!



I can move on with
little practice



I'm almost there.




I need more work
on this.



I don't understand
this.

Date: _____ Day: _____ Teacher's Sign: _____

Coloring



I can do this!



I can move on with
little practice



I'm almost there.



I need more work
on this.



I don't understand
this.

Date: _____ Day: _____ Teacher's Sign: _____

Coloring



I can do this!



I can move on with little practice



I'm almost there.




I need more work on this.



I don't understand this.

Date: _____ Day: _____ Teacher's Sign: _____

Coloring



I can do this!



I can move on with little practice



I'm almost there.




I need more work on this.



I don't understand this.

Date: _____ Day: _____ Teacher's Sign: _____

Coloring



I can do this!



I can move on with little practice



I'm almost there.




I need more work on this.



I don't understand this.

Date: _____ Day: _____ Teacher's Sign: _____

Coloring



I can do this!



I can move on with little practice



I'm almost there.



I need more work on this.



I don't understand this.

Date: _____ Day: _____ Teacher's Sign: _____

Coloring



I can do this!



I can move on with little practice



I'm almost there.



I need more work on this.



I don't understand this.

Date: _____ Day: _____ Teacher's Sign: _____

Coloring



I can do this!



I can move on with little practice



I'm almost there.



I need more work on this.




I don't understand this.

Date: _____ Day: _____ Teacher's Sign: _____

Farm animals

Trace the lines that lead from each animal to the place where you might see it on a farm.



I can do this!



I can move on with
little practice



I'm almost there.



I need more work
on this.


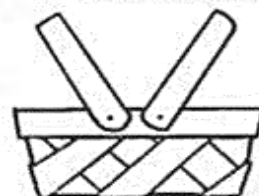
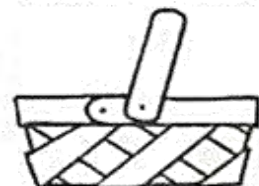



I don't understand
this.

Date: _____ Day: _____ Teacher's Sign: _____

Collection eggs

Trace the lines on the boat.



I can do this!



I can move on with little practice



I'm almost there.



I need more work on this.



I don't understand this.

Date: _____ Day: _____ Teacher's Sign: _____

Follow the trail

.Trace the lines



I can do this!



I can move on with little practice



I'm almost there.



I need more work on this.



I don't understand this.

Date: _____ Day: _____ Teacher's Sign: _____

Follow the trail

Trace the lines from top to bottom.



I can do this!



I can move on with little practice



I'm almost there.



I need more work on this.



I don't understand this.

Date: _____ Day: _____ Teacher's Sign: _____

Rain for the garden

Trace the lines from top to bottom



I can do this!



I can move on with little practice



I'm almost there.



I need more work on this.




I don't understand this.

Date: _____ Day: _____ Teacher's Sign: _____

Trace

Trace the lines



I can do this!



I can move on with little practice



I'm almost there.



I need more work on this.



I don't understand this.

Date: _____ Day: _____ Teacher's Sign: _____

Trace

Trace the lines from top to bottom



I can do this!



I can move on with little practice



I'm almost there.



I need more work on this.




I don't understand this.

Date: _____ Day: _____ Teacher's Sign: _____

Trace

Trace the lines



I can do this!



I can move on with little practice



I'm almost there.



I need more work on this.



I don't understand this.

Date: _____ Day: _____ Teacher's Sign: _____

Tracing

Line Trace

The tracing area is enclosed in a thick dashed border. It contains five rows of dashed lines for tracing: 1. A smooth, wavy line. 2. A regular zigzag line. 3. A series of overlapping cursive 'e' shapes. 4. A square wave pattern. 5. A series of overlapping loops.



I can do this!



I can move on with little practice



I'm almost there.



I need more work on this.

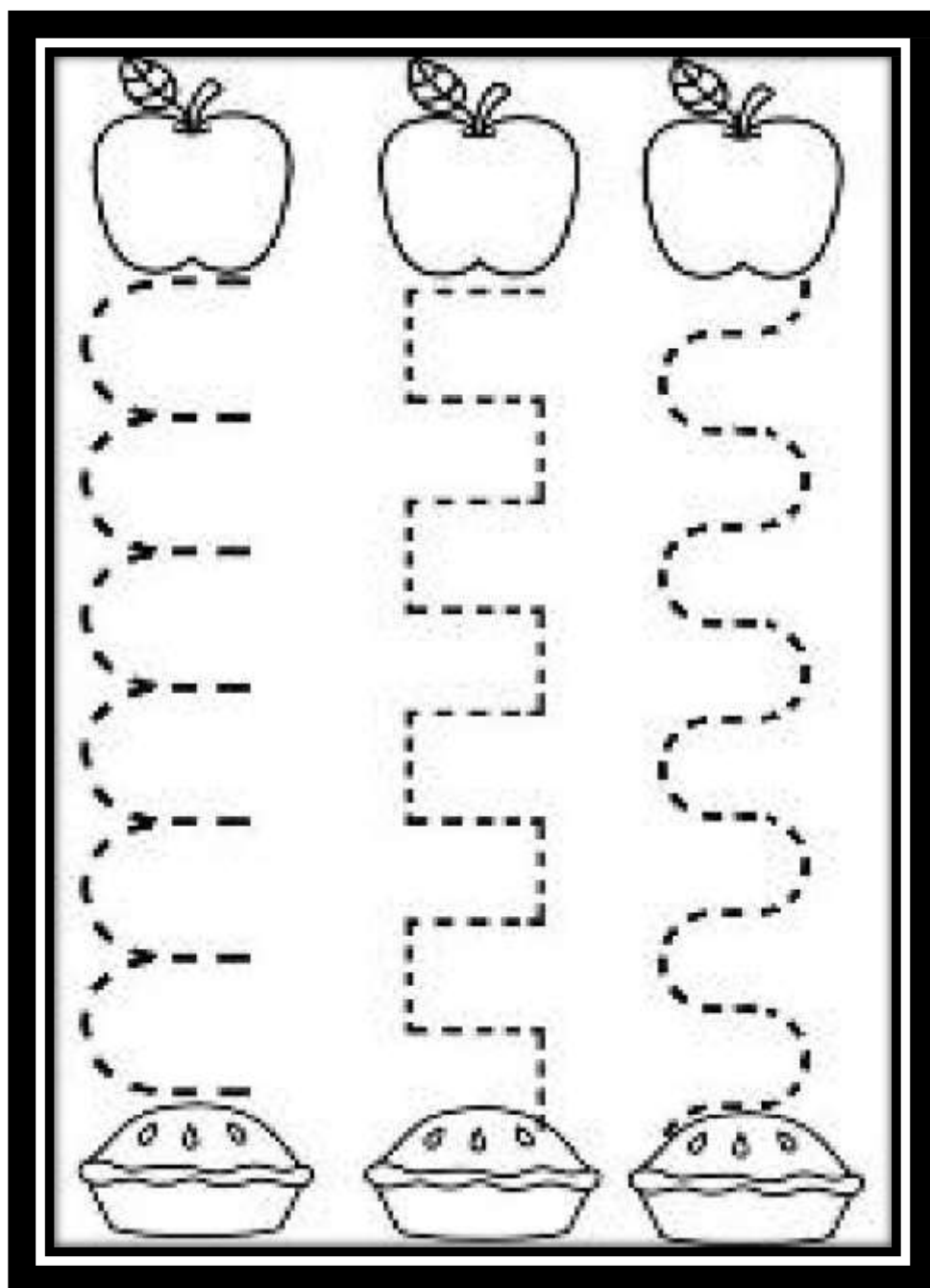


I don't understand this.

Date: _____ Day: _____ Teacher's Sign: _____

Tracing

Trace the lines from top to bottom



I can do this!



I can move on with little practice



I'm almost there.



I need more work on this.



I don't understand this.

Date: _____ Day: _____ Teacher's Sign: _____

Trace

Trace the lines from top to bottom



I can do this!



I can move on with little practice



I'm almost there.



I need more work on this.

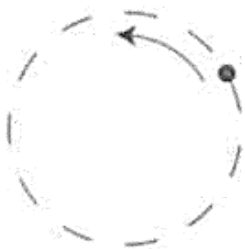
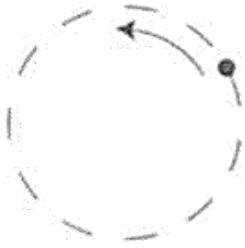


I don't understand this.

Date: _____ Day: _____ Teacher's Sign: _____

Blueberry picking time

Follow the dots and trace each circles.



INSTITUTE OF LEARNING AND MENTORSHIP



I can do this!



I can move on with little practice



I'm almost there.



I need more work on this.

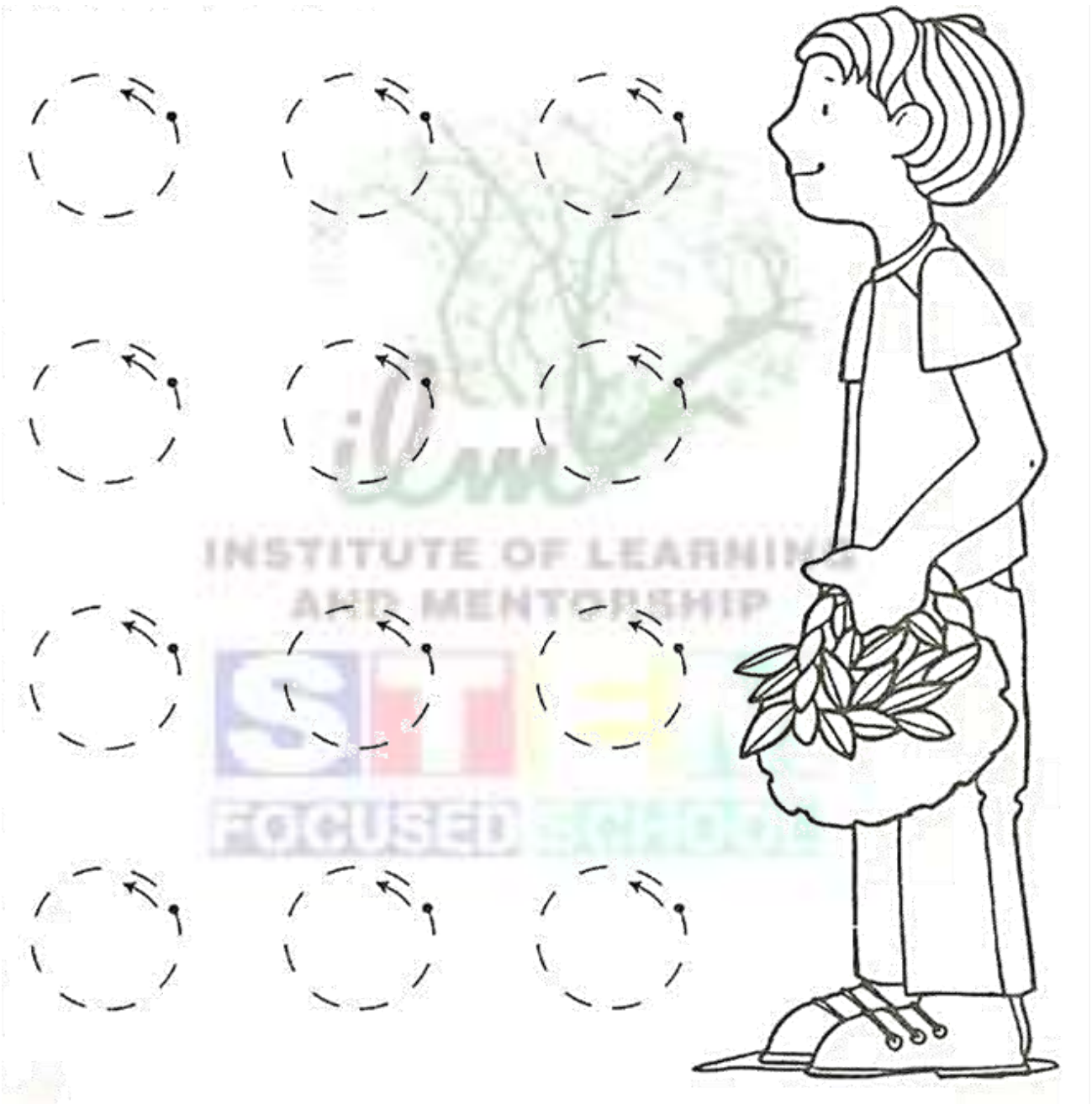


I don't understand this.

Date: _____ Day: _____ Teacher's Sign: _____

Sweet peas

Trace each circle. Start at the dot. Follow the arrow.



I can do this!



I can move on with little practice



I'm almost there.



I need more work on this.



I don't understand this.

Date: _____ Day: _____ Teacher's Sign: _____

Jumping fun

Trace the curved lines.



I can do this!



I can move on with little practice



I'm almost there.



I need more work on this.



I don't understand this.

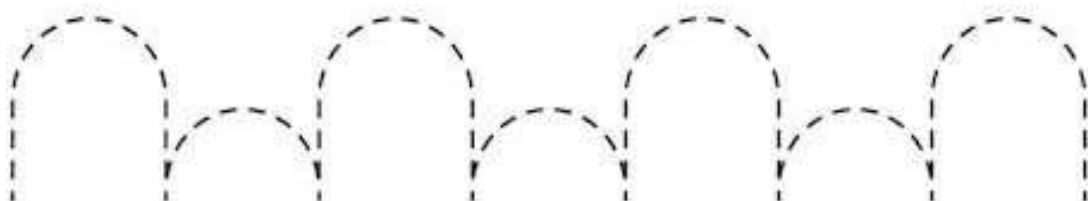
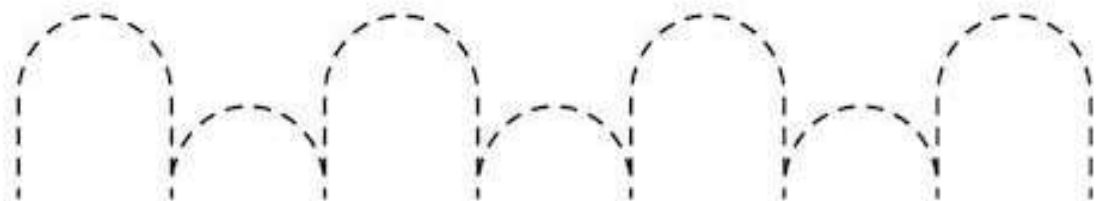
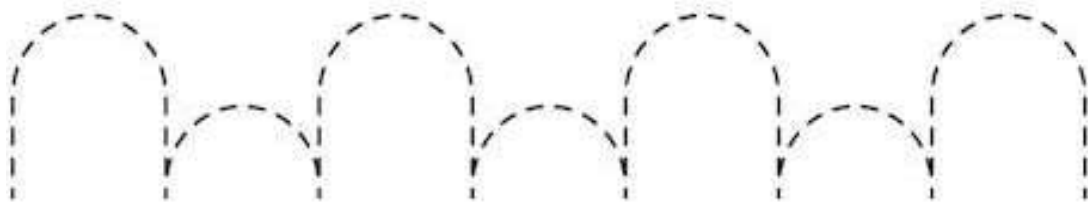
Date: _____

Day: _____

Teacher's Sign: _____

Hopping home

Trace the curved lines



I can do this!



I can move on with little practice



I'm almost there.



I need more work on this.

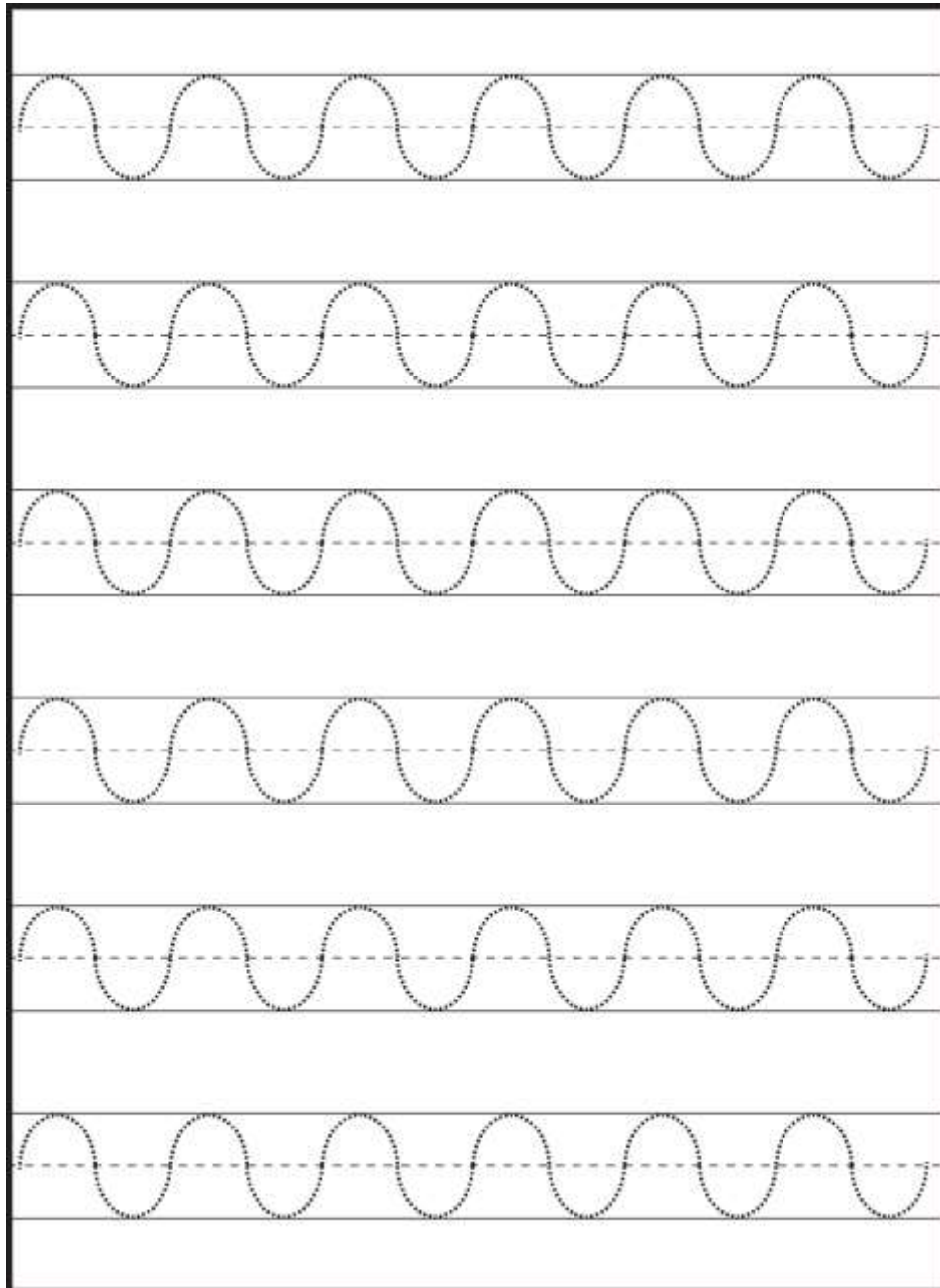


I don't understand this.

Date: _____ Day: _____ Teacher's Sign: _____

Trace

Trace the lines zig – zag lines



I can do this!



I can move on with little practice



I'm almost there.



I need more work on this.

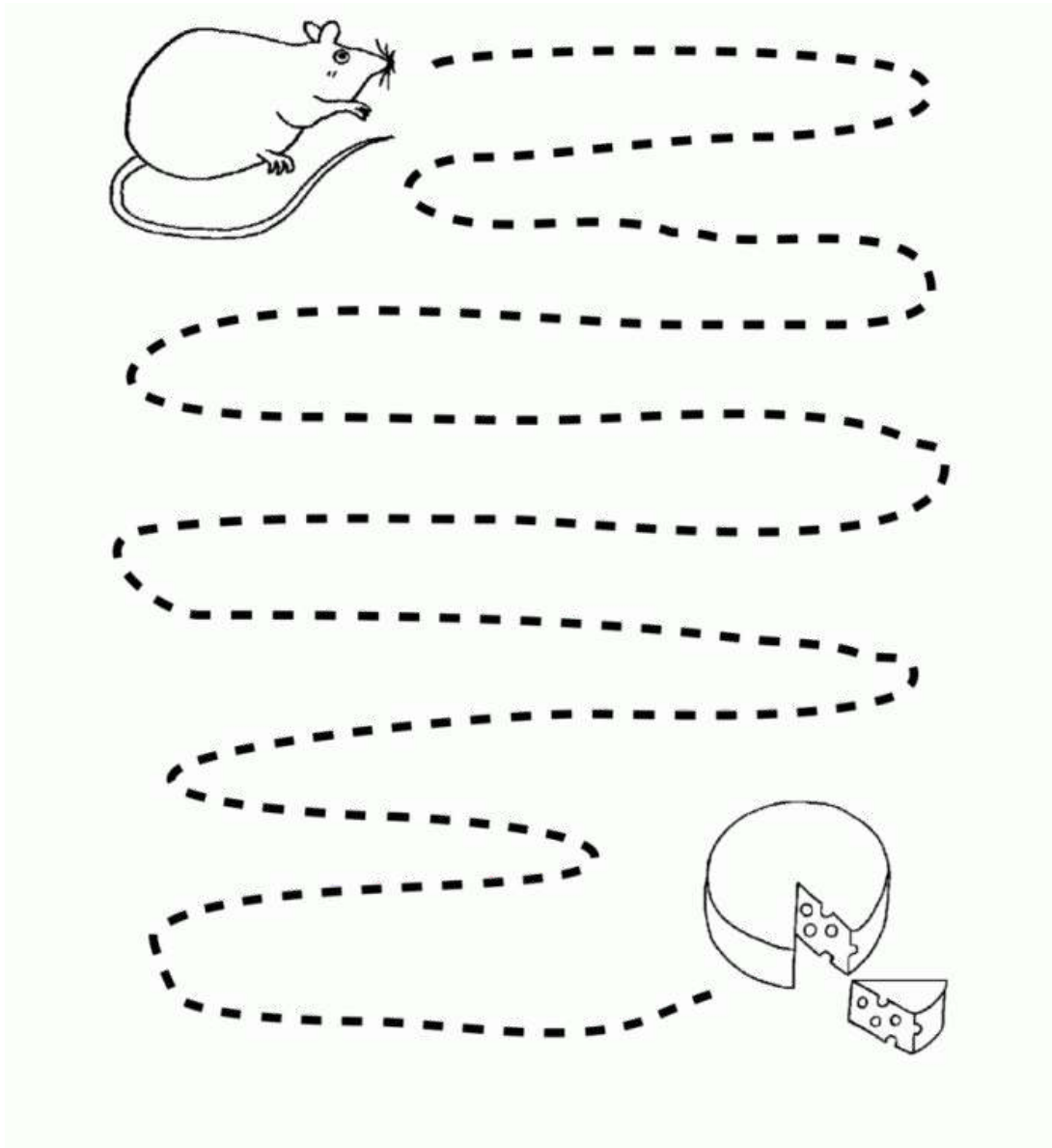


I don't understand this.

Date: _____ Day: _____ Teacher's Sign: _____

Where's my Cheese?

Follow the instructions and trace



I can do this!



I can move on with little practice



I'm almost there.



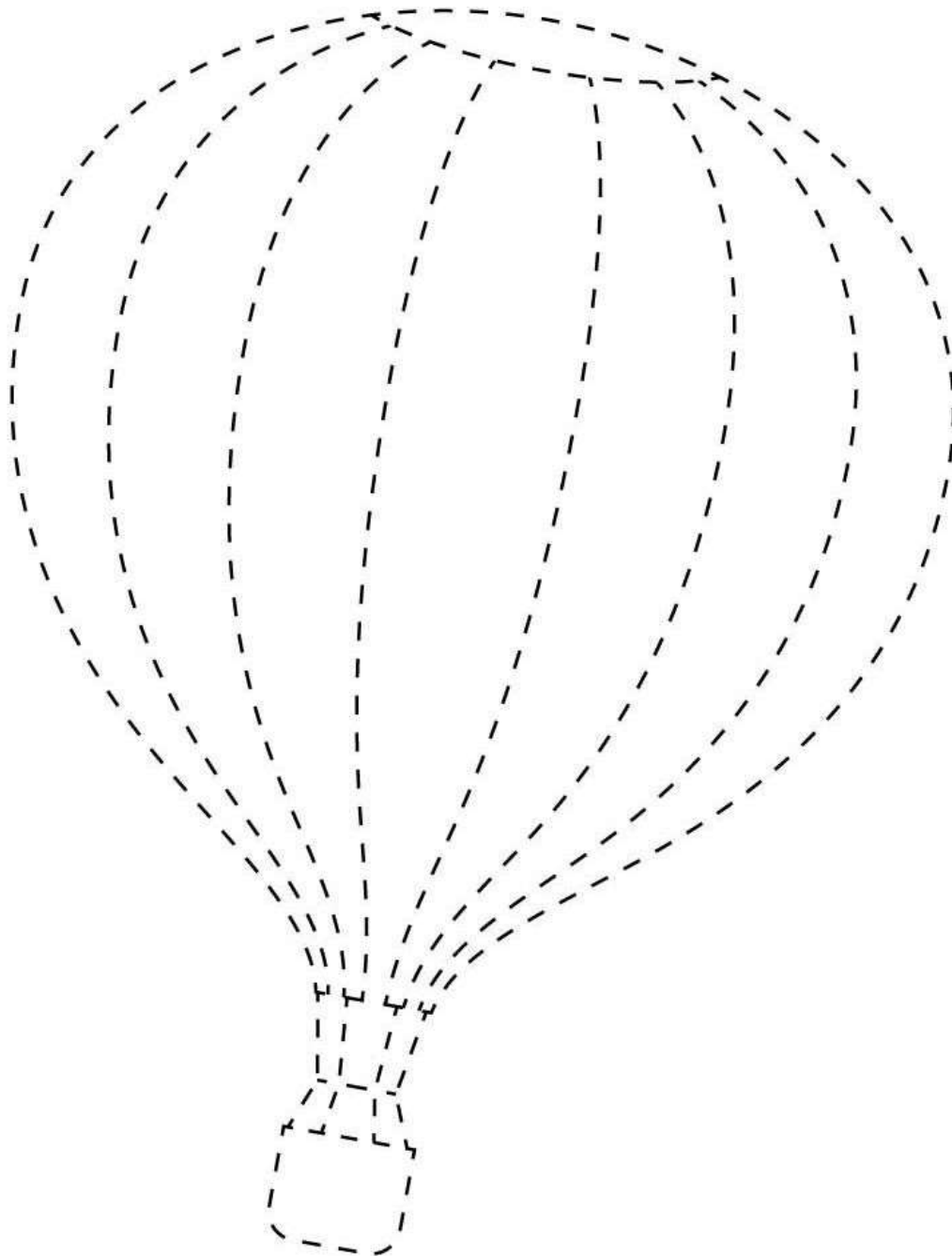
I need more work on this.



I don't understand this.

Date: _____ Day: _____ Teacher's Sign: _____

Tracing



I can do this!



I can move on with little practice



I'm almost there.



I need more work on this.

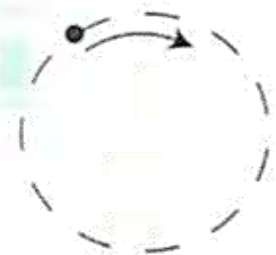
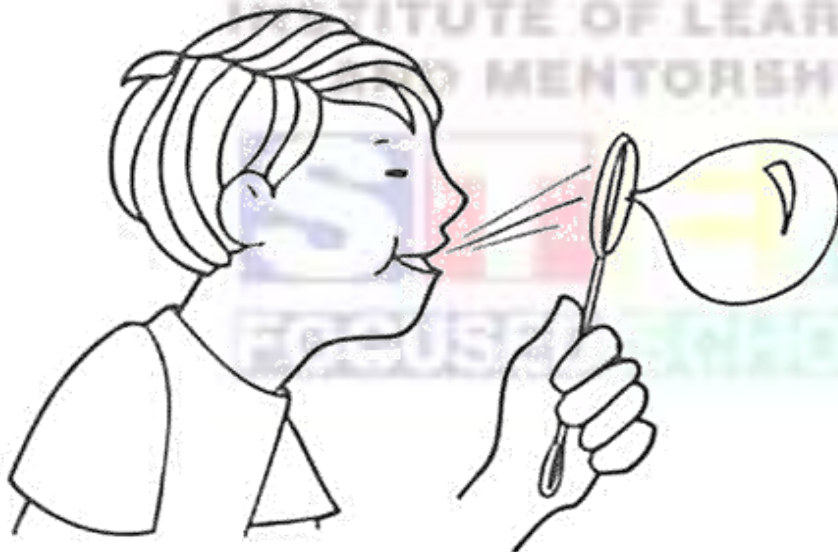
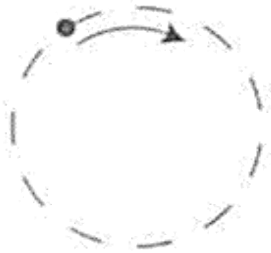
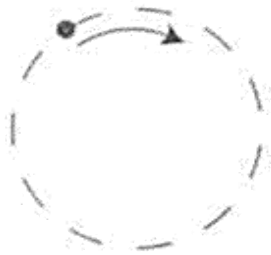


I don't understand this.

Date: _____ Day: _____ Teacher's Sign: _____

Bubble fun

Trace each circle. Start from the dot. Follow the arrow.



I can do this!



I can move on with little practice



I'm almost there.



I need more work on this.



I don't understand this.

Date: _____ Day: _____ Teacher's Sign: _____

Washing window

Trace the lines forming the window of the house..



I can do this!



I can move on with little practice



I'm almost there.



I need more work on this.




I don't understand this.

Date: _____ Day: _____ Teacher's Sign: _____

Tracing

Trace the lines forming a sheep



I can do this!



I can move on with
little practice



I'm almost there.



I need more work
on this.



I don't understand
this

Date: _____ Day: _____ Teacher's Sign: _____

Tracing

Trace the lines forming a plane.



I can do this!



I can move on with little practice



I'm almost there.



I need more work on this.



I don't understand this.



About the Workbook

This workbook is designed to teach drawing and sketching to the pre-schoolers. This book is designed to refine pre-writing skills, laying a strong foundation for drawing and emerging writing.

The book also develops a multifunctional understanding of different types of basic shapes that may be needed in life.