


آغاز اردو

(برائے پری نرسری)

(ورژن ۲-۲)



آ

م

و

و

نا

بی



Student Name:

Class: PRE, NURSERY

Teacher Name: _____

Book started: _____

Book completed: _____

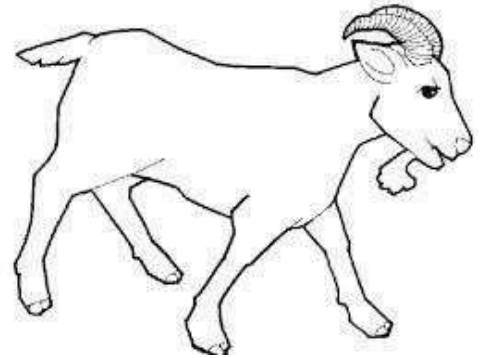

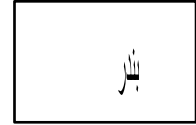

Practice Worksheet

Date: _____

Day: _____

Teacher's Sign: _____

حرف "ب" کی پہچان



I can do this!



I can move on with
little practice



I'm almost there.



I need more work
on this.



I don't understand
this.

Practice Worksheet


Date: _____

Day: _____

Teacher's Sign: _____

حروف تہجی

حروف تہجی: ب، پ، ت، ث، ج، ک، خ، د، ذ، ر، ز، س، ص، ش، ط، ظ، ع، غ، ف، ق، ک، گ، ل، م، ن، ہ، ی، ا، ب، ت، ث، ج، د، ذ، ر، ز، س، ص، ش، ط، ظ، ع، غ، ف، ق، ک، گ، ل، م، ن، ہ، ی، ا



ب ب ب



I can do this!



I can move on with
little practice



I'm almost there.



I need more work
on this.



I don't understand
this.

Practice Worksheet

Date: _____

Day: _____

Teacher's Sign: _____

در و فطرت با کمال
رہنما و نصاب
کتاب
پاکستان



۱.	۱.	۱.
۱.	۱.	۱.
۱.	۱.	۱.



I can do this!



I can move on with
little practice



I'm almost there.



I need more work
on this.



I don't understand
this.

Practice Worksheet

Date: _____

Day: _____

Teacher's Sign: _____

درہ فخر پاکستان
ریکارڈنگ
ریجنل
کلیئر
پرائیویٹ
لیمٹڈ



ج	ج
ج	ج



I can do this!



I can move on with
little practice



I'm almost there.



I need more work
on this.



I don't understand
this.


Practice Worksheet

Date: _____

Day: _____

Teacher's Sign: _____

در فکرتصاو ے پسے مائیں اور تصاو ے پینر ے کپی ے یں



ب



I can do this!



I can move on with
little practice



I'm almost there.



I need more work
on this.



I don't understand
this.

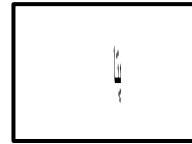
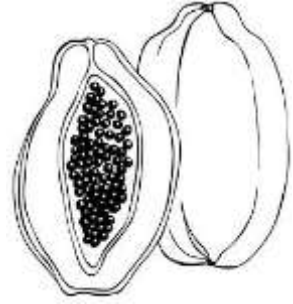

Practice Worksheet

Date: _____

Day: _____

Teacher's Sign: _____

حرف "پ" کی پہچان



I can do this!



I can move on with
little practice



I'm almost there.



I need more work
on this.



I don't understand
this.

Practice Worksheet

Date: _____

Day: _____

Teacher's Sign: _____

در و پڑھنا سیکھیں
ریاضی و نصاب
کتابیں
پڑھیں۔



ج	ج	ج
ج	ج	ج
ج	ج	ج



I can do this!



I can move on with
little practice



I'm almost there.



I need more work
on this.



I don't understand
this.

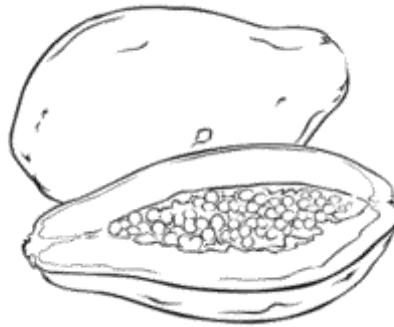
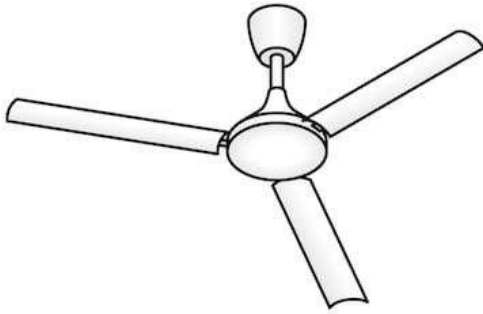
Practice Worksheet

Date: _____

Day: _____

Teacher's Sign: _____

درہنہ پرا بائیں
ریار نسلو
ریمینر
کثیر
یا
رہا



ج	ج
ج	ج



I can do this!



I can move on with
little practice



I'm almost there.



I need more work
on this.



I don't understand
this.

Practice Worksheet

Date: _____

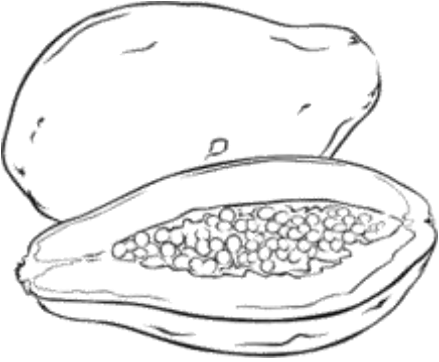
Day: _____

Teacher's Sign: _____

در فکرتصاو ے بسے مائتے اور تصاو ے مینر ے کتے ے



پ



I can do this!



I can move on with
little practice



I'm almost there.



I need more work
on this.



I don't understand
this.

Practice Worksheet

Date: _____

Day: _____

Teacher's Sign: _____

در و پیر ناہیبر ے

۱۰	۱۰
۱۰	۱۰
۱۰	۱۰
۱۰	۱۰



I can do this!



I can move on with
little practice



I'm almost there.



I need more work
on this.



I don't understand
this.

Practice Worksheet

Date: _____

Day: _____

Teacher's Sign: _____

در فکرتصاو ے بسے مائیں اور تصاو ے میں
کلیں ے
ے



پ پ



I can do this!

I can move on with
little practice

I'm almost there.

I need more work
on this.

I don't understand
this.


Practice Worksheet

Date: _____

Day: _____

Teacher's Sign: _____

س ف "ت" "ن"



پیز



پتہ



نکھ



بنگا



I can do this!



I can move on with
little practice



I'm almost there.



I need more work
on this.



I don't understand
this.

Practice Worksheet

Date: _____

Day: _____

Teacher's Sign: _____

حروف تہجی

حروف تہجی کے لیے
کتابچہ
یہ ہے



ت

ت

ت



I can do this!



I can move on with
little practice



I'm almost there.



I need more work
on this.



I don't understand
this.

Practice Worksheet

Date: _____

Day: _____

Teacher's Sign: _____

در و پڑھنا سیکھیں
ریاضی کے مسائل
کتابیں
پڑھیں۔



ت	ت	ت
ت	ت	ت
ت	ت	ت



I can do this!



I can move on with
little practice



I'm almost there.



I need more work
on this.



I don't understand
this.

Practice Worksheet

Date: _____

Day: _____

Teacher's Sign: _____

در و فطر بالکبیر
رہاڑ نساو
رہمنر
کبیر
ی
رہا



ت	ت
ت	ت



I can do this!



I can move on with
little practice



I'm almost there.



I need more work
on this.



I don't understand
this.

Practice Worksheet

Date: _____

Day: _____

Teacher's Sign: _____

در فکرتصاو ے بسے مائتے اور تصاو ے مینر ے کنپل ے ی ے ی



ت



I can do this!



I can move on with
little practice



I'm almost there.



I need more work
on this.



I don't understand
this.



Institute of Learning and Mentorship(ILM)

Innovation in Education

Address : G-36/3 Block B, N. Nzd

Email: info@pak.ilmforall.org

Website www.pak.ilmforall.org

Practice Worksheet

Date: _____

Day: _____

Teacher's Sign: _____

در و پور با پیپر
ای۔

ج	ج	ج
ج	ج	ج
ج	ج	ج
ج	ج	ج



I can do this!



I can move on with
little practice



I'm almost there.



I need more work
on this.



I don't understand
this.

Practice Worksheet

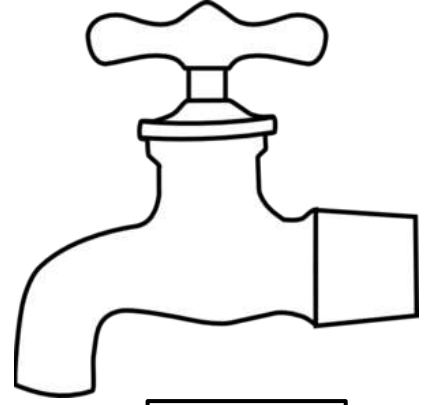
Date: _____

Day: _____




Teacher's Sign: _____



ف "ٹ" "ن" ؟ ؟



ب



I can do this!



I can move on with
little practice



I'm almost there.



I need more work
on this.



I don't understand
this.

Practice Worksheet


Date: _____

Day: _____

Teacher's Sign: _____

حروف تہجی

حروف پر بائیں
ہیں
کے
تہ
جی



ط

ط

ط



I can do this!



I can move on with
little practice



I'm almost there.



I need more work
on this.



I don't understand
this.

Practice Worksheet

Date: _____

Day: _____

Teacher's Sign: _____

در و فہرہ پائے پیر
یہ لور نصل
یہ مینر
یہ گنیر
یہ ی



ط	ط	ن
ط	ط	ن
ط	ط	ن



I can do this!



I can move on with
little practice



I'm almost there.



I need more work
on this.



I don't understand
this.


Practice Worksheet

Date: _____

Day: _____

Teacher's Sign: _____

گنبد
بے
کے
در و فریاد
بے
بے
بے
بے
بے



ٹ	ٹ
ٹ	ٹ



I can do this!



I can move on with
little practice



I'm almost there.



I need more work
on this.



I don't understand
this.


Practice Worksheet

Date: _____

Day: _____

Teacher's Sign: _____

در فکرتصاو ے پسے مائتے اور تصاو ے پمپنر ے کتے ے یں



ط



I can do this!



I can move on with
little practice



I'm almost there.



I need more work
on this.



I don't understand
this.

Practice Worksheet

Date: _____ Day: _____ Teacher's Sign: _____

در و پور با پیپر لے۔

ط	ن	ج	ج
ط	ن	ج	ج
ط	ن	ج	ج
ط	ن	ج	ج



I can do this!



I can move on with
little practice



I'm almost there.



I need more work
on this.



I don't understand
this.


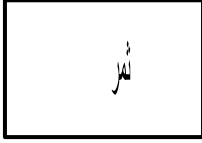
Practice Worksheet

Date: _____

Day: _____

Teacher's Sign: _____

ف "ث" "ن"



I can do this!



I can move on with
little practice



I'm almost there.



I need more work
on this.



I don't understand
this.

Practice Worksheet

Date: _____

Day: _____

Teacher's Sign: _____

در و پڑھنا سیکھیں
ریاضت و تہجد
کتابیں
پڑھیں۔



ٹ	ٹ	ٹ
ٹ	ٹ	ٹ
ٹ	ٹ	ٹ



I can do this!



I can move on with
little practice



I'm almost there.



I need more work
on this.



I don't understand
this.

Practice Worksheet

Date: _____

Day: _____

Teacher's Sign: _____

در و پڑھائی کے لیے
ریاضی کے لیے
کتابیں
یا
پڑھیں۔



ٹ	ٹ
ٹ	ٹ



I can do this!



I can move on with
little practice



I'm almost there.



I need more work
on this.



I don't understand
this.

Practice Worksheet

Date: _____

Day: _____

Teacher's Sign: _____

در فکرتصاو ے بسے مائیں اور تصاو ے میں
کلیں ے



ت



I can do this!



I can move on with
little practice



I'm almost there.



I need more work
on this.



I don't understand
this.



Institute of Learning and Mentorship(ILM)

Innovation in Education

Address : G-36/3 Block B, N. Nzd

Email: info@pak.ilmforall.org

Website www.pak.ilmforall.org

Practice Worksheet

Date: _____

Day: _____

Teacher's Sign: _____

در و پور با پیپر
۷۰

ط	ط	ط	ط	ط
ط	ط	ط	ط	ط
ط	ط	ط	ط	ط
ط	ط	ط	ط	ط



I can do this!



I can move on with
little practice



I'm almost there.



I need more work
on this.



I don't understand
this.

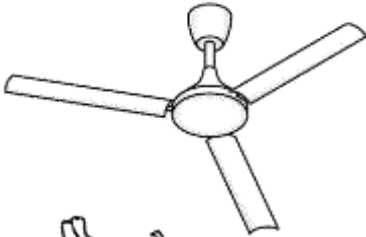
Practice Worksheet

Date: _____

Day: _____

Teacher's Sign: _____

در فکرتصاو ے پسے مائیں اور تصاو ے پینر ے کٹیج ے یں:



I can do this!

I can move on with
little practice

I'm almost there.

I need more work
on this.

I don't understand
this.

ج
چ
ت
ٲ
ٲ

Practice Worksheet

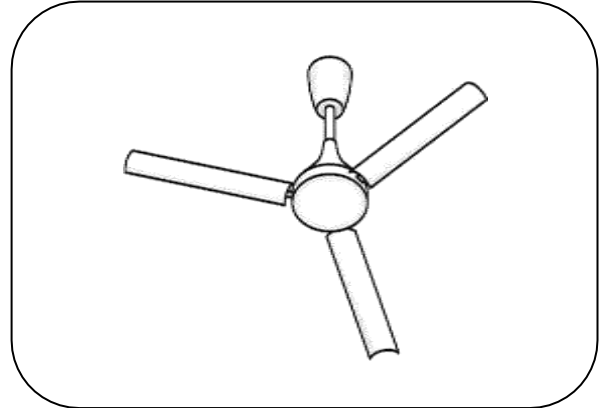
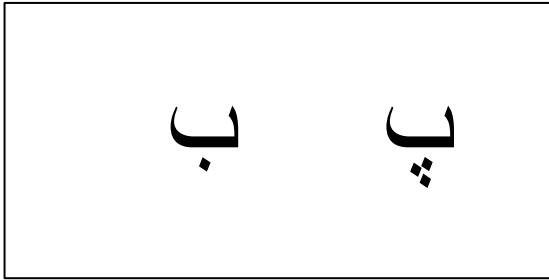
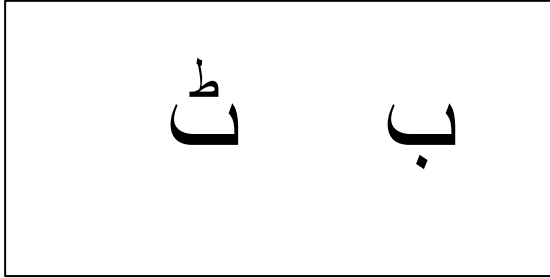

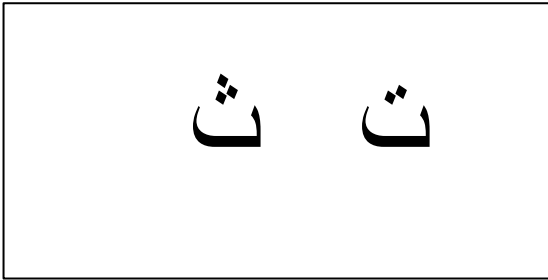
Date: _____

Day: _____

Teacher's Sign: _____

تذکرہ نامہ اور ان کے صحیح الفاظ تحریر فرمادے۔

منہرہ بنائیں



I can do this!



I can move on with
little practice



I'm almost there.



I need more work
on this.



I don't understand
this.

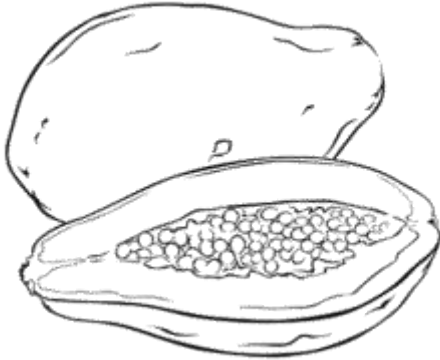
Practice Worksheet

Date: _____

Day: _____

Teacher's Sign: _____

نصرت کے صحیح الفاظ لکھو اور لکھیے



ت
ت
ت



I can do this!



I can move on with
little practice



I'm almost there.



I need more work
on this.




I don't understand
this.

Practice Worksheet


Date: _____

Day: _____

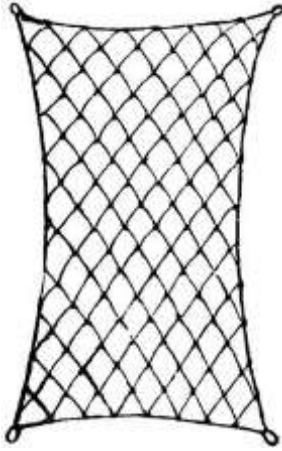
Teacher's Sign: _____



ف "ج" ؟ ؟ ن



ج



I can do this!



I can move on with
little practice



I'm almost there.



I need more work
on this.



I don't understand
this.

Practice Worksheet

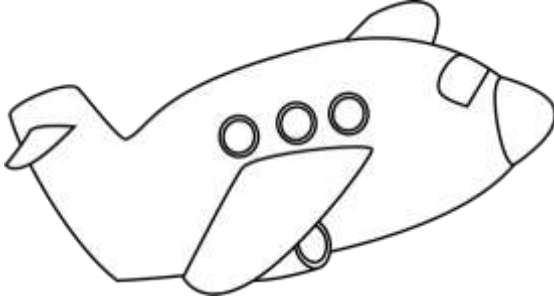
Date: _____

Day: _____

Teacher's Sign: _____

حروف تہجی

حروف تہجی: ی، کبیر، یلور، یلور، یلور، یلور



ج ج ج



I can do this!



I can move on with
little practice



I'm almost there.



I need more work
on this.



I don't understand
this.

Practice Worksheet

Date: _____

Day: _____

Teacher's Sign: _____

در و فطرت با کتب
یہاں نصاب
یہاں
یہاں
یہاں



ج	ج	ج
ج	ج	ج
ج	ج	ج



I can do this!



I can move on with
little practice



I'm almost there.



I need more work
on this.



I don't understand
this.

Practice Worksheet

Date: _____

Day: _____

Teacher's Sign: _____

در وقت با پیپر
رہاڑ نساو
رہینر
کثیر
ہی
ہے



ج	ج
ج	ج



I can do this!



I can move on with
little practice



I'm almost there.



I need more work
on this.



I don't understand
this.


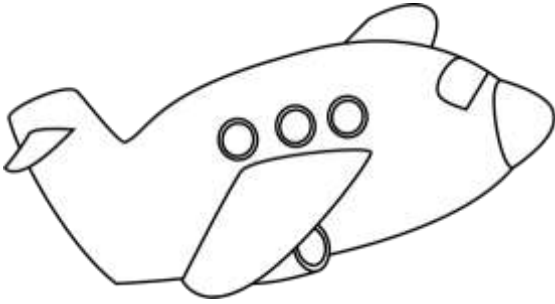
Practice Worksheet

Date: _____

Day: _____

Teacher's Sign: _____

در فکرتصاو ے بسے مائیں اور تصاو ے پینر ے کٹیج ے ریڈ



ج



I can do this!



I can move on with
little practice



I'm almost there.



I need more work
on this.



I don't understand
this.

Practice Worksheet

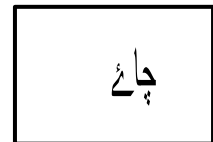
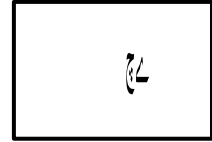
Date: _____

Day: _____

Teacher's Sign: _____



سَف "چ"؟ ن؟



I can do this!



I can move on with
little practice



I'm almost there.



I need more work
on this.



I don't understand
this.

Practice Worksheet

Date: _____

Day: _____

Teacher's Sign: _____

حروف تہجی

حروف تہجی: ی، کبیر، یلور، یلور، یلور، یلور، یلور



I can do this!



I can move on with
little practice



I'm almost there.



I need more work
on this.



I don't understand
this.


Practice Worksheet

Date: _____

Day: _____

Teacher's Sign: _____

در و فطرت با کتب
ریاضی و کتب
کتاب
ی
ریاضی



ج	ج	ج
ج	ج	ج
ج	ج	ج



I can do this!



I can move on with
little practice



I'm almost there.



I need more work
on this.



I don't understand
this.

Practice Worksheet

Date: _____

Day: _____

Teacher's Sign: _____

در و پڑھائی
یاد دہانی
کتاب
یاد دہانی
یاد دہانی
یاد دہانی



ج	ج
ج	ج



I can do this!



I can move on with
little practice



I'm almost there.



I need more work
on this.



I don't understand
this.


Practice Worksheet

Date: _____

Day: _____

Teacher's Sign: _____

درنگہ نصاب ے بسے مائے اور نصاب ے پینر
کنپیر ی ے



I can do this!



I can move on with
little practice



I'm almost there.



I need more work
on this.



I don't understand
this.

Practice Worksheet

Date: _____

Day: _____

Teacher's Sign: _____

در و فیلر لائے ہیں

ج	ج	ج	ج
ج	ج	ج	ج



I can do this!



I can move on with
little practice



I'm almost there.



I need more work
on this.



I don't understand
this.

Practice Worksheet

Date: _____

Day: _____

Teacher's Sign: _____



حجاب

س ف "ح" ؟ ؟ ن

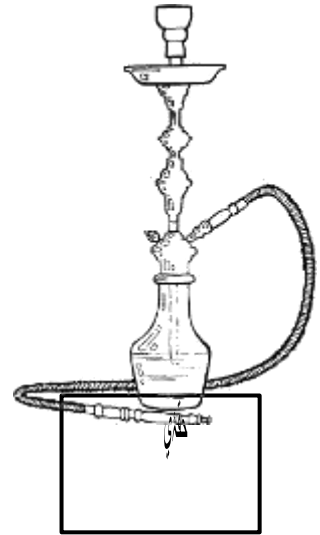


دعوى

ح



خورد



شيشه



I can do this!

I can move on with
little practice

I'm almost there.

I need more work
on this.

I don't understand
this.

Practice Worksheet

Date: _____

Day: _____

Teacher's Sign: _____

حروف تہجی

حروف تہجی
ا ب پ ت ث ج
د ذ ر ز س ص ض ط ظ ع
ف ق ک گ خ د



ح

ح ح



I can do this!



I can move on with
little practice



I'm almost there.



I need more work
on this.



I don't understand
this.

Practice Worksheet

Date: _____

Day: _____

Teacher's Sign: _____

ذرا فیر آہیتر
رہاوار نساوار
رہینتر
کھیلو
یا
رہنا



ح	ح	ح
ح	ح	ح
ح	ح	ح



I can do this!



I can move on with
little practice



I'm almost there.



I need more work
on this.



I don't understand
this.

Practice Worksheet

Date: _____

Day: _____

Teacher's Sign: _____

ذریعہ تعلیم
پاکستان
ریفرنس
پتہ: 36/3 بلاک بی، ن۔ ن۔ زد
ایم ای



ح	ح
ح	ح



I can do this!



I can move on with
little practice



I'm almost there.



I need more work
on this.



I don't understand
this.

Practice Worksheet

Date: _____

Day: _____

Teacher's Sign: _____

در فکونصو یرلسع مالنیر اور نصلو یرلسعیر کنیر ی یرن:



ر



I can do this!



I can move on with
little practice



I'm almost there.



I need more work
on this.



I don't understand
this.

Practice Worksheet

Date: _____

Day: _____

Teacher's Sign: _____

در و فو ر ا ب ہ ی ر
ر ی ل و ر ا ص ل و ر ی م ن ت ر
ک ل ب ہ ر
ن ی ا

ج	ج	ج	ج
چ	چ	چ	چ
ح	ح	ح	ح



I can do this!



I can move on with
little practice



I'm almost there.



I need more work
on this.



I don't understand
this.

Practice Worksheet

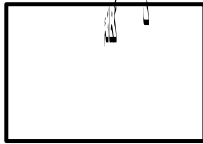

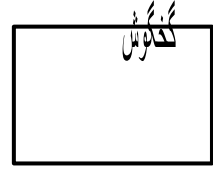
Date: _____

Day: _____

Teacher's Sign: _____



ف "خ" ؟ ؟ ن



خ



I can do this!

I can move on with
little practice

I'm almost there.

I need more work
on this.

I don't understand
this.

Practice Worksheet

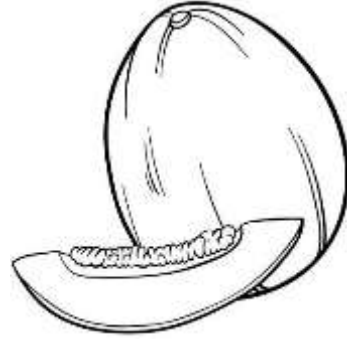
Date: _____

Day: _____

Teacher's Sign: _____

حروف تہجی

حروف تہجی: ی، کبیر، یمنز، یلار، یلار، یلار، یلار



خ خ خ



I can do this!



I can move on with
little practice



I'm almost there.



I need more work
on this.



I don't understand
this.

Practice Worksheet

Date: _____

Day: _____

Teacher's Sign: _____

در وقت آہستگی
رہنا اور تھکنے
کے لیے



خ	خ	خ
خ	خ	خ
خ	خ	خ



I can do this!



I can move on with
little practice



I'm almost there.



I need more work
on this.



I don't understand
this.

Practice Worksheet

Date: _____ Day: _____ Teacher's Sign: _____

در کونسل رییس مانیج اور نسل ریجنر
کلیئر ی
رٹا



خ	خ
خ	خ



I can do this!



I can move on with
little practice



I'm almost there.



I need more work
on this.



I don't understand
this.

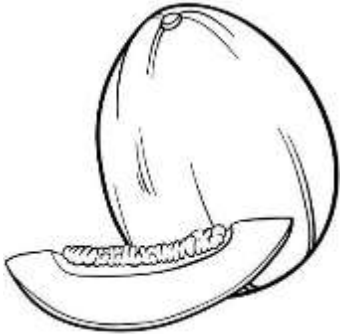

Practice Worksheet

Date: _____

Day: _____

Teacher's Sign: _____

در لکڑیوں سے مائیک اور نصاب سے بہتر
کلیئر ہے۔



خ



I can do this!



I can move on with
little practice



I'm almost there.



I need more work
on this.



I don't understand
this.

Practice Worksheet

Date: _____ Day: _____ Teacher's Sign: _____

در فونڈیشن
ریٹارننگ
ریٹارننگ
ریٹارننگ
ریٹارننگ

ج	ج	ج	ج
ج	ج	ج	ج
ح	ح	ح	ح
خ	خ	خ	خ



I can do this!



I can move on with
little practice



I'm almost there.



I need more work
on this.



I don't understand
this.


Practice Worksheet

Date: _____

Day: _____

Teacher's Sign: _____

حرف کو تصور کیسے مانتے اور تصور کیسے کرتے ہیں



ج

چ

ح

ج



I can do this!

I can move on with
little practice

I'm almost there.

I need more work
on this.

I don't understand
this.





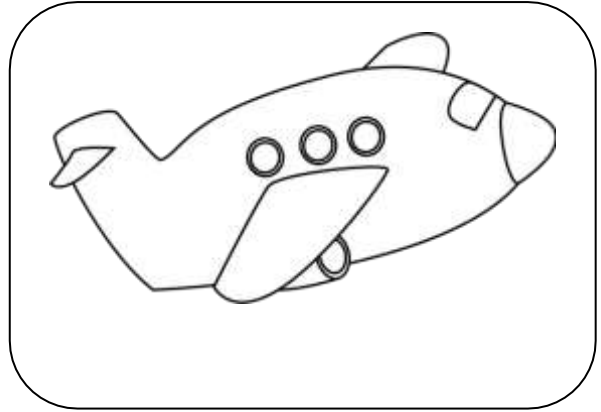
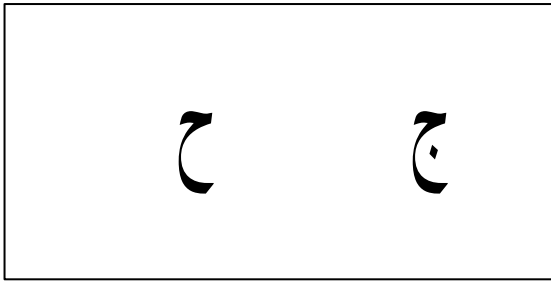
Practice Worksheet

Date: _____

Day: _____

Teacher's Sign: _____

نصر یرد کسنا
کُذکرینار صحبأغاز الیوارکو
لکھ



I can do this!



I can move on with
little practice



I'm almost there.



I need more work
on this.



I don't understand
this.

Practice Worksheet

Date: _____

Day: _____

Teacher's Sign: _____


گ سنیگر نوار نظم لکھو۔
نصو یرکسوز عاتو الیاری



ح



ح



ح



I can do this!



I can move on with
little practice



I'm almost there.



I need more work
on this.



I don't understand
this.

Practice Worksheet

Date: _____

Day: _____

Teacher's Sign: _____

ذریعہ فراہم کیا گیا ہے

ط	ت	ث	ب
ح	ج	چ	ت
		خ	



I can do this!



I can move on with
little practice



I'm almost there.



I need more work
on this.



I don't understand
this.

Practice Worksheet

Date: _____


Day: _____

Teacher's Sign: _____



سف "د" "ن" ؟ ؟

د



I can do this!



I can move on with
little practice



I'm almost there.



I need more work
on this.



I don't understand
this.

Practice Worksheet

Date: _____

Day: _____

Teacher's Sign: _____

حروف تہجی

حروف تہجی: ا ب پ ت ث ج د ذ ر ز س ص ی یو یں



د د د



I can do this!



I can move on with
little practice



I'm almost there.



I need more work
on this.



I don't understand
this.

Practice Worksheet

Date: _____ Day: _____ Teacher's Sign: _____

در فہرہ ایچ ایچ ایچ
بیورو نصاب تعلیم
گجرات



د	د	د
د	د	د
د	د	د



I can do this!



I can move on with
little practice



I'm almost there.



I need more work
on this.



I don't understand
this.

Practice Worksheet

Date: _____ Day: _____ Teacher's Sign: _____

در ذیل آئیڈیاں
پیش کریں اور
تعمیر کریں



د	د
د	د



I can do this!



I can move on with
little practice



I'm almost there.



I need more work
on this.



I don't understand
this.

Practice Worksheet

Date: _____

Day: _____

Teacher's Sign: _____

حرف ذکوٰۃ سے ملائے اور نصار یمنز نبر جا



۱



I can do this!



I can move on with
little practice



I'm almost there.



I need more work
on this.



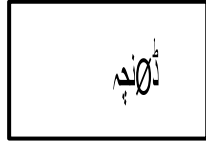
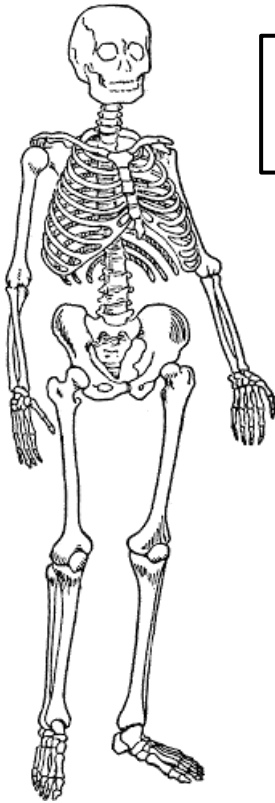
I don't understand
this.

Practice Worksheet

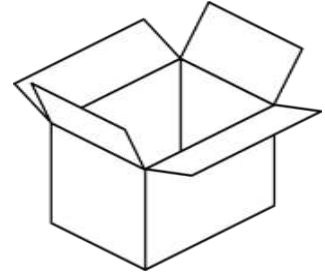
Date: _____

Day: _____

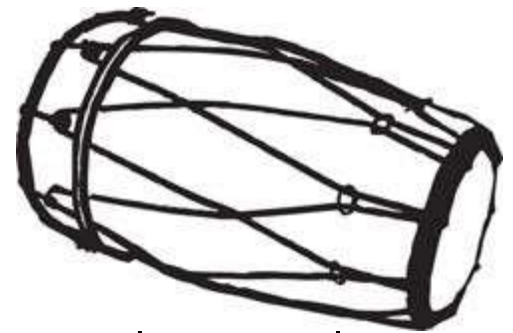


Teacher's Sign: _____



ف "ڈ" ؟ ؟ ن



ط



I can do this!

I can move on with
little practice

I'm almost there.

I need more work
on this.

I don't understand
this.

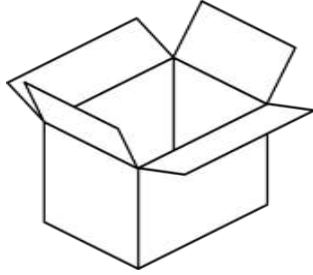
Practice Worksheet

Date: _____

Day: _____

Teacher's Sign: _____

در ذیل آئیٹمز پر مشورہ لکھیں



۱	۲	۳
۴	۵	۶
۷	۸	۹



I can do this!



I can move on with
little practice



I'm almost there.



I need more work
on this.

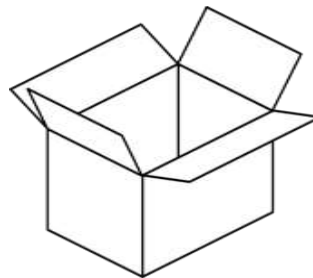



I don't understand
this.

Practice Worksheet

Date: _____ Day: _____ Teacher's Sign: _____

در فہرہ پیکر
بیورٹمنٹ
پاکستان



۱	۱
۱	۱



I can do this!



I can move on with
little practice



I'm almost there.



I need more work
on this.



I don't understand
this.

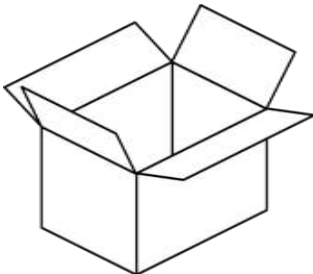

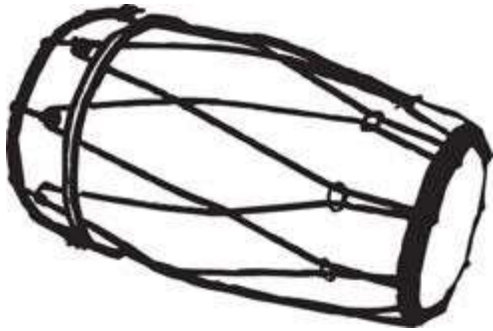
Practice Worksheet

Date: _____

Day: _____

Teacher's Sign: _____

حرف ذکونصر یسے ملانے اور نصار یمنز نبر



ذ



I can do this!



I can move on with
little practice



I'm almost there.



I need more work
on this.



I don't understand
this.

Practice Worksheet

Date: _____ Day: _____ Teacher's Sign: _____

دروغہ اور الجھنوں سے بچو

ڈ	د
ڈ	د
ڈ	د
ڈ	د



I can do this!



I can move on with
little practice



I'm almost there.



I need more work
on this.



I don't understand
this.

Practice Worksheet

Date: _____

Day: _____

Teacher's Sign: _____



ف "ذ" ؟؟ ن

ذ



I can do this!



I can move on with
little practice



I'm almost there.



I need more work
on this.



I don't understand
this.

Practice Worksheet

Date: _____

Day: _____

Teacher's Sign: _____

در فہرہ پاپیئر
بیورنصو بیمنو نہر
جی



ذ	ذ	ذ
ذ	ذ	ذ
ذ	ذ	ذ



I can do this!



I can move on with
little practice



I'm almost there.



I need more work
on this.



I don't understand
this.

Practice Worksheet

Date: _____ Day: _____ Teacher's Sign: _____

ذریعہ: یورو، یورو، یورو، یورو



ذ	ذ
ذ	ذ



I can do this!



I can move on with
little practice



I'm almost there.



I need more work
on this.



I don't understand
this.

Practice Worksheet

Date: _____

Day: _____

Teacher's Sign: _____

حرف ذ کو ن ص ل یسے ملائیے اور ن ص ل یسے ملائیے لکھیے۔



ذ



I can do this!



I can move on with
little practice



I'm almost there.



I need more work
on this.



I don't understand
this.

Practice Worksheet

Date: _____

Day: _____

Teacher's Sign: _____

روزِ تہذیبِ لی

ذ	ظ	د
ذ	ظ	د
ذ	ظ	د
ذ	ظ	د



I can do this!



I can move on with
little practice



I'm almost there.



I need more work
on this.



I don't understand
this.

Practice Worksheet

Date: _____

Day: _____

Teacher's Sign: _____


حرف کونساں سے ملنے اور کونساں سے ملنے لگتا ہے۔



ط
ل



ن



I can do this!

I can move on with
little practice

I'm almost there.

I need more work
on this.

I don't understand
this.

Practice Worksheet

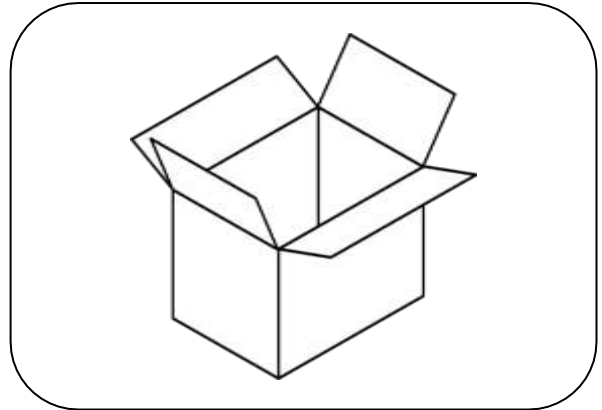
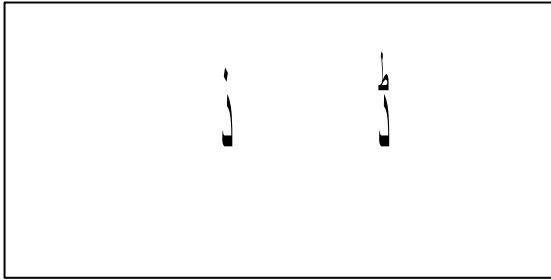
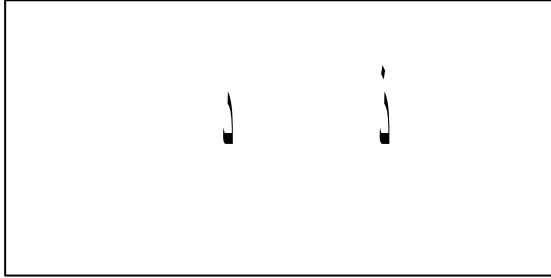
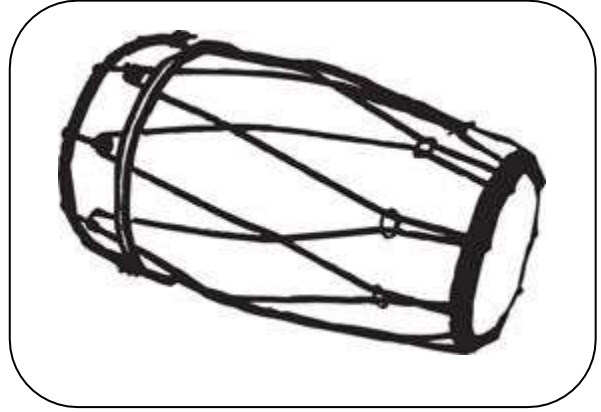
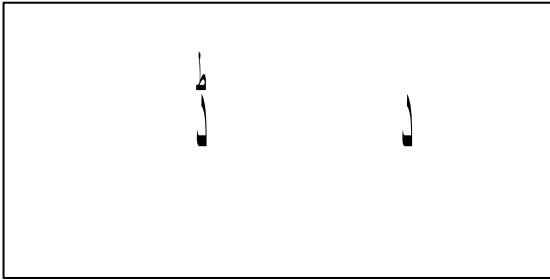
Date: _____

Day: _____

Teacher's Sign: _____

پہلگائیں۔

منہر چہ ناصور بیگشاہ کرناہر اور انکے صحابہ انانیر و نکر کردا



I can do this!



I can move on with
little practice



I'm almost there.



I need more work
on this.



I don't understand
this.

Practice Worksheet

Date: _____

Day: _____

Teacher's Sign: _____

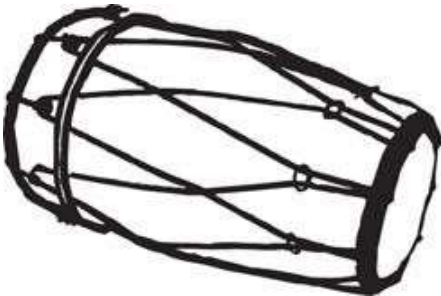
نصر یکہ مسجد اہل البیروت کی
تعمیر کا کام شروع کیا۔



د



د



د



I can do this!



I can move on with
little practice



I'm almost there.



I need more work
on this.



I don't understand
this.

Practice Worksheet

Date: _____

Day: _____

Teacher's Sign: _____

ذرا پڑھو، پھر لکھو

ط	ن	ج	ب
ح	چ	ج	ت
ن	ت	د	خ



I can do this!



I can move on with
little practice



I'm almost there.



I need more work
on this.



I don't understand
this.

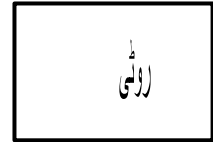

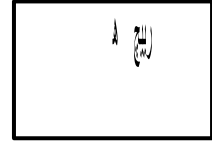

Practice Worksheet

Date: _____

Day: _____

Teacher's Sign: _____

س ف "ر" "ن"



I can do this!



I can move on with
little practice



I'm almost there.



I need more work
on this.



I don't understand
this.

Practice Worksheet

Date: _____ Day: _____ Teacher's Sign: _____

در فونڈیشن
پاکستان
پورنہا
پورنہا



ر	ر	ر
ر	ر	ر
ر	ر	ر



I can do this!



I can move on with
little practice



I'm almost there.



I need more work
on this.



I don't understand
this.


Practice Worksheet

Date: _____

Day: _____

Teacher's Sign: _____

در وقتِ پہلے پورا نصاب سمجھ لیں



ر	ر
ر	ر



I can do this!



I can move on with
little practice



I'm almost there.



I need more work
on this.



I don't understand
this.



Practice Worksheet

Date: _____

Day: _____

Teacher's Sign: _____

حرف کونساں سے ملانے اور نصاب سے پیمانیہ



I can do this!



I can move on with
little practice



I'm almost there.



I need more work
on this.



I don't understand
this.

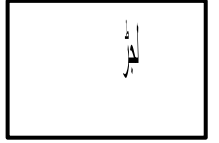

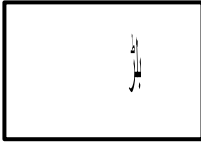
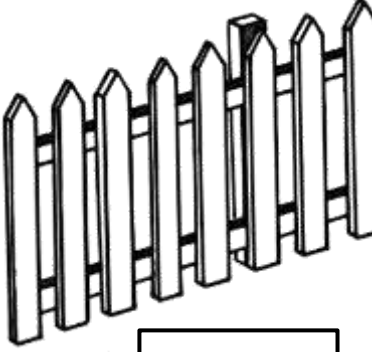
Practice Worksheet

Date: _____



Day: _____

Teacher's Sign: _____

ف "ا" "ن



ط



I can do this!

I can move on with
little practice

I'm almost there.

I need more work
on this.

I don't understand
this.

Practice Worksheet

Date: _____ Day: _____ Teacher's Sign: _____

در دفتر ایلم
بیورنصار
بینو نهر
جی



ٹ	ٹ	ٹ
ٹ	ٹ	ٹ
ٹ	ٹ	ٹ



I can do this!



I can move on with
little practice



I'm almost there.



I need more work
on this.



I don't understand
this.


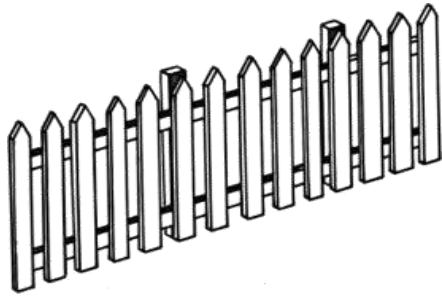
Practice Worksheet

Date: _____

Day: _____

Teacher's Sign: _____

در فہرہ پیکر
بیورنصار
بیمونہر
بی



ٹ	ٹ
ٹ	ٹ



I can do this!



I can move on with
little practice



I'm almost there.



I need more work
on this.



I don't understand
this.



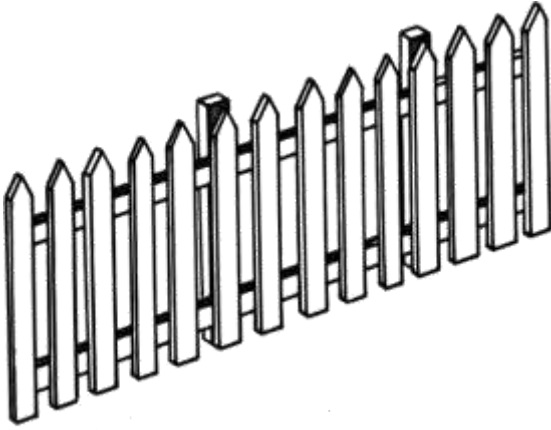
Practice Worksheet

Date: _____

Day: _____

Teacher's Sign: _____

حرف کونساں سے ملتا ہے اور کونساں سے ملتا ہے؟



ط



I can do this!



I can move on with
little practice



I'm almost there.



I need more work
on this.



I don't understand
this.

Practice Worksheet

Date: _____

Day: _____

Teacher's Sign: _____

ذرا پھر، پھر لی

ڑ	ر
ڑ	ر
ڑ	ر
ڑ	ر



I can do this!



I can move on with
little practice



I'm almost there.



I need more work
on this.




I don't understand
this.

Practice Worksheet




Date: _____

Day: _____

Teacher's Sign: _____



سنگ "ز" "ن" ❖❖



I can do this!

I can move on with
little practice

I'm almost there.

I need more work
on this.

I don't understand
this.

Practice Worksheet

Date: _____ Day: _____ Teacher's Sign: _____



ذریعہ: یوں لکھو یہ سیکھو یہ

ذ	ذ	ذ
ذ	ذ	ذ
ذ	ذ	ذ



I can do this!



I can move on with
little practice



I'm almost there.



I need more work
on this.



I don't understand
this.

Practice Worksheet

Date: _____ Day: _____ Teacher's Sign: _____

ذریعہ: یوں لکھو گے



ز	ز
ز	ز



I can do this!



I can move on with
little practice



I'm almost there.



I need more work
on this.



I don't understand
this.

Practice Worksheet

Date: _____

Day: _____

Teacher's Sign: _____

حرف ذکونصر بیسے ملائیے اور نصار بیمنزنیہر جا



I can do this!

I can move on with
little practice

I'm almost there.

I need more work
on this.

I don't understand
this.

Practice Worksheet

Date: _____

Day: _____

Teacher's Sign: _____

ذرا پریا آپنی بی

ز	ژ	ر
ز	ژ	ر
ز	ژ	ر
ز	ژ	ر



I can do this!



I can move on with
little practice



I'm almost there.



I need more work
on this.



I don't understand
this.

Practice Worksheet

Date: _____


Day: _____

Teacher's Sign: _____

ف "ژ" ن



ژال



I can do this!



I can move on with
little practice



I'm almost there.



I need more work
on this.



I don't understand
this.

Practice Worksheet

Date: _____ Day: _____ Teacher's Sign: _____

در فونڈیشن
پورٹو گال
پاکستان



ژ	ژ	ژ
ژ	ژ	ژ
ژ	ژ	ژ



I can do this!



I can move on with
little practice



I'm almost there.



I need more work
on this.



I don't understand
this.

Practice Worksheet

Date: _____

Day: _____

Teacher's Sign: _____

در فونڈیشن
پاورٹو سیمینار
پاکستان



ژ	ژ
ژ	ژ



I can do this!



I can move on with
little practice



I'm almost there.



I need more work
on this.



I don't understand
this.


Practice Worksheet

Date: _____

Day: _____

Teacher's Sign: _____

حرف کونسل سے ملنے اور نصاب سے متعلقہ
جی۔



I can do this!



I can move on with
little practice



I'm almost there.



I need more work
on this.



I don't understand
this.

Practice Worksheet

Date: _____ Day: _____ Teacher's Sign: _____

در ذیل پرکھیں

ژ	ز	ڑ	ر
ژ	ز	ڑ	ر
ژ	ز	ڑ	ر
ژ	ز	ڑ	ر



I can do this!



I can move on with
little practice



I'm almost there.



I need more work
on this.



I don't understand
this.

Practice Worksheet

Date: _____ Day: _____ Teacher's Sign: _____

در ذیل جدول میں

ٹ	ث	ب	پ
ح	چ	ج	ت
ذ	ڈ	د	خ
ڑ	ز	ژ	ر



I can do this!



I can move on with
little practice



I'm almost there.



I need more work
on this.



I don't understand
this.

Practice Worksheet

Date: _____

Day: _____

Teacher's Sign: _____

حرف کو تصور کیجئے اور لکھیں



ر

ط

ز

ش



I can do this!

I can move on with
little practice

I'm almost there.

I need more work
on this.

I don't understand
this.

Practice Worksheet


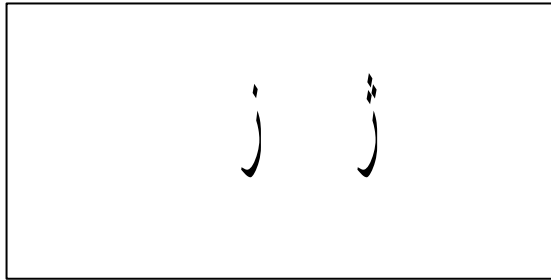
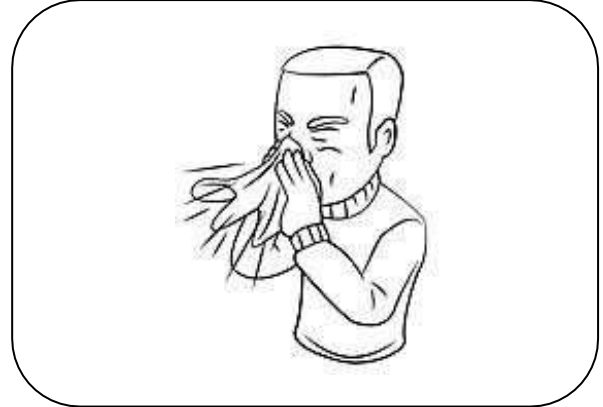


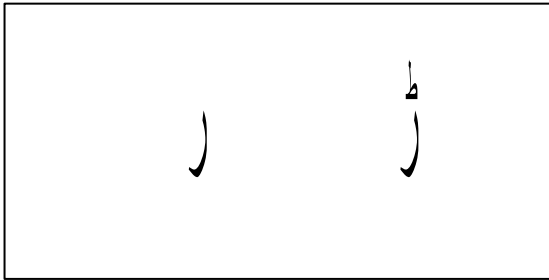
Date: _____

Day: _____

Teacher's Sign: _____

بیہ لگائیں۔

منہ چہنٹیں اور ایکسٹرا کرنا اور ان کے صحیح اہتمام نہ کرنا



I can do this!



I can move on with
little practice



I'm almost there.



I need more work
on this.



I don't understand
this.

Practice Worksheet

Date: _____

Day: _____

Teacher's Sign: _____

پیلنگٹین۔

منار چہ بلصو بیگشاخکر بنور اور انکے صحیح جاننا لیکر و ناکے گردا



ر



ر



ر



I can do this!



I can move on with
little practice



I'm almost there.



I need more work
on this.



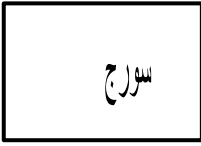

I don't understand
this.

Practice Worksheet

Date: _____



Day: _____

Teacher's Sign: _____



ف "س" ؟ ؟ ن

س



I can do this!



I can move on with
little practice



I'm almost there.



I need more work
on this.



I don't understand
this.

Practice Worksheet



Date: _____

Day: _____

Teacher's Sign: _____

حروف تہجی

حروف تہجی
بزرگ
چھوٹے



س

س

س



I can do this!



I can move on with
little practice



I'm almost there.



I need more work
on this.



I don't understand
this.


Practice Worksheet

Date: _____

Day: _____

Teacher's Sign: _____

حروف باکس
پاور تصاویر
کلیئر
یا
نہ



س	س	س
س	س	س
س	س	س



I can do this!



I can move on with
little practice



I'm almost there.



I need more work
on this.



I don't understand
this.


Practice Worksheet

Date: _____

Day: _____

Teacher's Sign: _____

ڈیڑھ گھنٹہ
پورے دن
پورے دن



س	س
س	س



I can do this!



I can move on with
little practice



I'm almost there.



I need more work
on this.




I don't understand
this.

Practice Worksheet

Date: _____


Day: _____

Teacher's Sign: _____



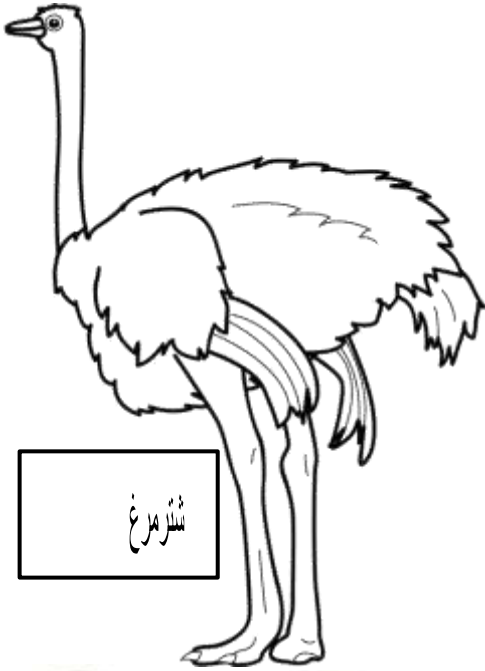
ش

ف "ش" ؟؟ ن




شرب

ش



شتر مرغ



شپھرچ



I can do this!

I can move on with
little practice

I'm almost there.

I need more work
on this.

I don't understand
this.

Practice Worksheet


Date: _____

Day: _____

Teacher's Sign: _____

حروف تہجی

حروف تہجی
پہلا حرف
دوسرا حرف
تیسرا حرف



پ

ہ

ت



I can do this!



I can move on with
little practice



I'm almost there.



I need more work
on this.




I don't understand
this.

Practice Worksheet

Date: _____ Day: _____ Teacher's Sign: _____

در فہرہ ہائے پبلسٹی
پاورنٹس اور ٹیچرز
کلیئر ای



ش	ش	ش
ش	ش	ش
ش	ش	ش



I can do this!



I can move on with
little practice



I'm almost there.



I need more work
on this.




I don't understand
this.

Practice Worksheet

Date: _____ Day: _____ Teacher's Sign: _____

حروف باکس
پاورنصا
بمب
کلیبر
ئی



ش	ش
ش	ش



I can do this!



I can move on with
little practice



I'm almost there.



I need more work
on this.



I don't understand
this.


Practice Worksheet

Date: _____

Day: _____

Teacher's Sign: _____

حرف کونسلر بسے ملائیں اور کونسلر پینسز کٹیجے



پ



I can do this!

I can move on with
little practice

I'm almost there.

I need more work
on this.

I don't understand
this.


Practice Worksheet

Date: _____


Day: _____

Teacher's Sign: _____

حرف کونسل سے ملنے اور نسل پینر
کلیئر کیا گیا



س



ش



I can do this!

I can move on with
little practice

I'm almost there.

I need more work
on this.

I don't understand
this.

Practice Worksheet

Date: _____ Day: _____ Teacher's Sign: _____

در وقت باقی بماند

ش	س
ش	س
ش	س
ش	س



I can do this!



I can move on with
little practice



I'm almost there.



I need more work
on this.



I don't understand
this.

Practice Worksheet

Date: _____

Day: _____

Teacher's Sign: _____

در وقت با کمال

ط	ث	ج	ب
ح	چ	خ	ت
ذ	ڄ	د	خ
ڙ	ز	ڙ	ر
	ڙ	ڙ	



I can do this!



I can move on with
little practice



I'm almost there.



I need more work
on this.



I don't understand
this.

Practice Worksheet


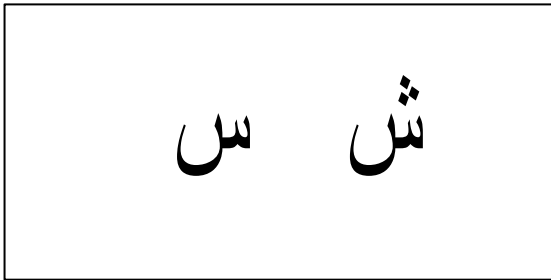

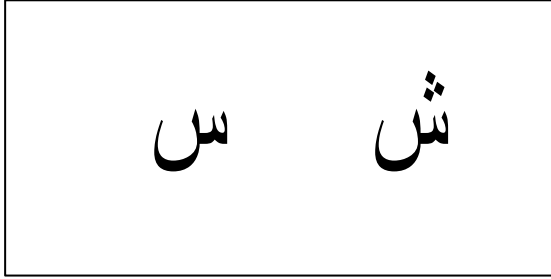


Date: _____

Day: _____

Teacher's Sign: _____

گذاکرینا اور انکے صحیح جابنا ایجوو فیکر گرا بیلاگائیں۔

منارچہ پبلشر بکشنا



I can do this!



I can move on with
little practice



I'm almost there.



I need more work
on this.



I don't understand
this.



Practice Worksheet

Date: _____

Day: _____

Teacher's Sign: _____

کتبیکر بناور نظریے لکھیے
نصو بکسرو عاتو البوارکی



س

س

س



I can do this!



I can move on with
little practice



I'm almost there.



I need more work
on this.



I don't understand
this.



Practice Worksheet

Date: _____




Day: _____

Teacher's Sign: _____

س ف "ص" ؟ ؟ ن



ص



I can do this!

I can move on with
little practice

I'm almost there.

I need more work
on this.

I don't understand
this.

Practice Worksheet

Date: _____

Day: _____

Teacher's Sign: _____

حروف تہجی

حروف تہجی: ا ب پ ت ث ج ح د ذ ر ز س ش ص



ص

ص



I can do this!



I can move on with
little practice



I'm almost there.



I need more work
on this.



I don't understand
this.

Practice Worksheet

Date: _____ Day: _____ Teacher's Sign: _____

در فون باکسین
بار نصاب یمین
کلیئر نی



ص	ص	ص
ص	ص	ص
ص	ص	ص



I can do this!



I can move on with
little practice



I'm almost there.



I need more work
on this.



I don't understand
this.

Practice Worksheet

Date: _____

Day: _____

Teacher's Sign: _____

در فہرہ پاکستان
پاورنٹسور
بمیں
انڈیا



ص	ص
ص	ص



I can do this!



I can move on with
little practice



I'm almost there.



I need more work
on this.



I don't understand
this.


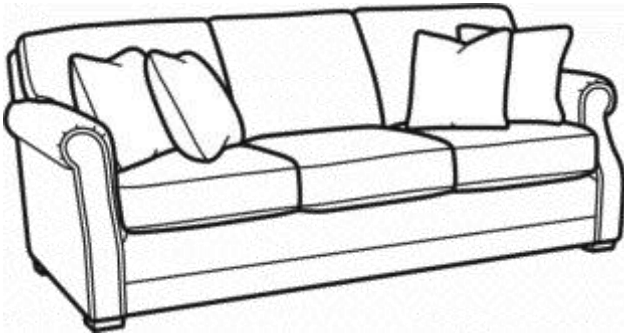
Practice Worksheet

Date: _____

Day: _____

Teacher's Sign: _____

حرف ذکوٰۃ سے ملائے اور نصاب پینر کنپیر کیا



ذ



I can do this!



I can move on with
little practice



I'm almost there.



I need more work
on this.



I don't understand
this.

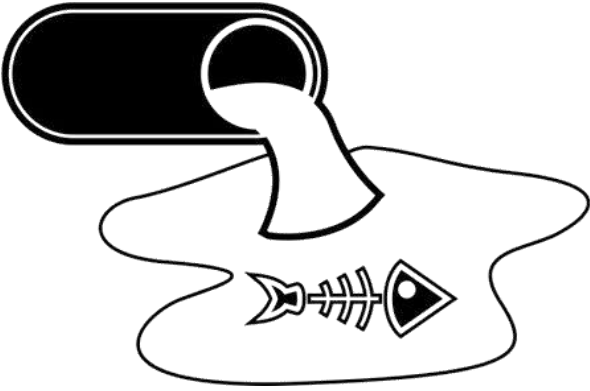
Practice Worksheet

Date: _____

Day: _____

Teacher's Sign: _____

ف "ض" ن



ضائع

ض



كشبي
ن



I can do this!

I can move on with
little practice

I'm almost there.

I need more work
on this.

I don't understand
this.

Practice Worksheet


Date: _____

Day: _____

Teacher's Sign: _____

حروف تہجی

حروف تہجی
بزرگ
بچہ



ض

ض



I can do this!



I can move on with
little practice



I'm almost there.



I need more work
on this.



I don't understand
this.

Practice Worksheet

Date: _____

Day: _____

Teacher's Sign: _____



ڈرافٹنگ ڈیپارٹمنٹ
پاورٹھانڈ
گنڈاپور
پشاور

ض	ض	ض
ض	ض	ض
ض	ض	ض



I can do this!



I can move on with
little practice



I'm almost there.



I need more work
on this.



I don't understand
this.


Practice Worksheet

Date: _____

Day: _____

Teacher's Sign: _____

ڈیڑھ گھنٹہ
پورنٹس
پورنٹس



ض	ض
ض	ض



I can do this!



I can move on with
little practice



I'm almost there.



I need more work
on this.



I don't understand
this.

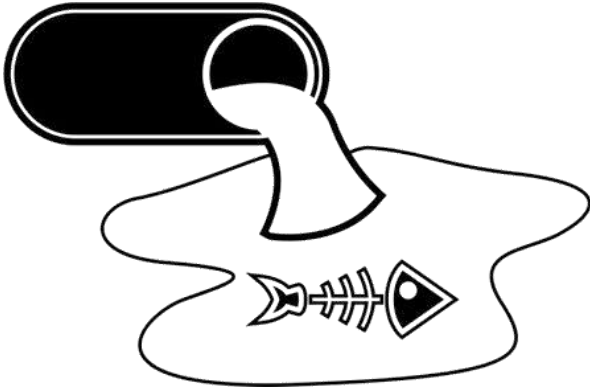
Practice Worksheet

Date: _____

Day: _____

Teacher's Sign: _____

حرف کونسلر بسے ملائیں اور نسلر پینر
کلیپر کیا ہے



ظ



I can do this!



I can move on with
little practice



I'm almost there.



I need more work
on this.



I don't understand
this.

Practice Worksheet

Date: _____

Day: _____

Teacher's Sign: _____

حرف کو نصاب سے ملائیے اور نصاب پینسز
کلیپر سے لیا گیا



ص



ض



I can do this!

I can move on with
little practice

I'm almost there.

I need more work
on this.

I don't understand
this.

Practice Worksheet

Date: _____

Day: _____

Teacher's Sign: _____

حررتہر بائیں ہر

ض	ص
ض	ص
ض	ص
ض	ص



I can do this!



I can move on with
little practice



I'm almost there.



I need more work
on this.



I don't understand
this.

Practice Worksheet


Date: _____

Day: _____

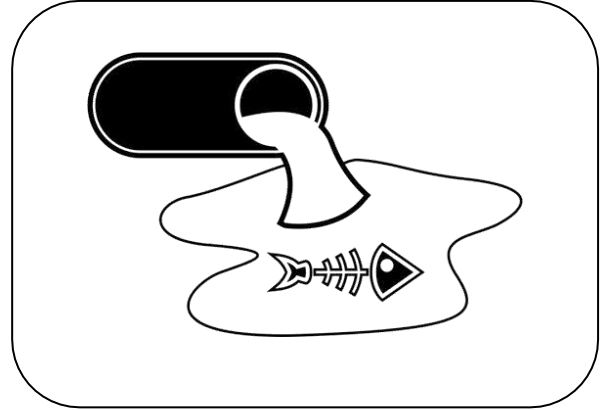
Teacher's Sign: _____

نصر بکھشنا
کھنکر بناور صحجد آغا و البوار کو


ص ض



ض ص



ص ض



I can do this!



I can move on with
little practice



I'm almost there.



I need more work
on this.



I don't understand
this.

Practice Worksheet

Date: _____

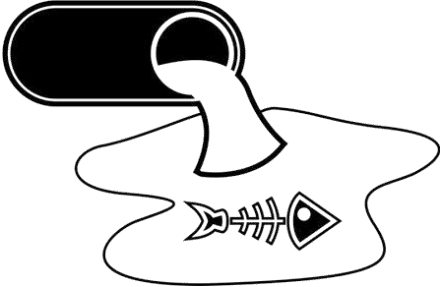
Day: _____

Teacher's Sign: _____

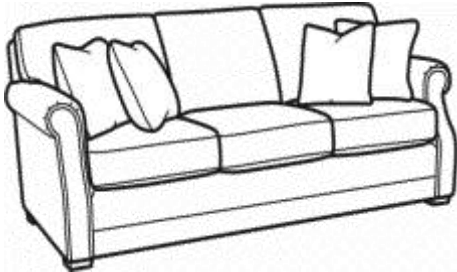
کتابچہ بنانے کے لئے
بکثرت عالمی لیا جائے
نصو



ص



ص



ص



I can do this!



I can move on with
little practice



I'm almost there.



I need more work
on this.



I don't understand
this.

Practice Worksheet

Date: _____

Day: _____

Teacher's Sign: _____

درود پر با پیغام

ٹ	ث	ب	ب
ح	چ	ج	ث
ذ	چ	د	خ
ڑ	ز	ڑ	ر
ض	ص	ش	س



I can do this!



I can move on with
little practice



I'm almost there.



I need more work
on this.



I don't understand
this.

Practice Worksheet

Date: _____

Day: _____

Teacher's Sign: _____

ف "ط" ن



طوفان



طوطا



طبق



I can do this!



I can move on with
little practice



I'm almost there.



I need more work
on this.



I don't understand
this.

Practice Worksheet

Date: _____

Day: _____

Teacher's Sign: _____



حروف پرانے پیکر
پاور تصور پیکر
کلیئر ی

ط	ط	ط
ط	ط	ط
ط	ط	ط



I can do this!



I can move on with
little practice



I'm almost there.



I need more work
on this.



I don't understand
this.

Practice Worksheet

Date: _____ Day: _____ Teacher's Sign: _____

در فہرہ بائیں
پاورنٹسور
بمیں
کلیئر
ہے



ط	ط
ط	ط



I can do this!



I can move on with
little practice



I'm almost there.



I need more work
on this.



I don't understand
this.

Practice Worksheet

Date: _____

Day: _____

Teacher's Sign: _____

حرفکونصلو بسع ملانبر اور نصلو ببنبر کنبر نیا



ط



I can do this!

I can move on with
little practice

I'm almost there.

I need more work
on this.

I don't understand
this.

Practice Worksheet

Date: _____

Day: _____

Teacher's Sign: _____

ف "ظ" من



ظروف

ظ



I can do this!



I can move on with
little practice



I'm almost there.



I need more work
on this.



I don't understand
this.

Practice Worksheet

Date: _____

Day: _____

Teacher's Sign: _____

حروف تہجی

حروف تہجی
بزرگ
چھوٹے



ظ

ظ

ظ



I can do this!



I can move on with
little practice



I'm almost there.



I need more work
on this.



I don't understand
this.

Practice Worksheet

Date: _____

Day: _____

Teacher's Sign: _____

حرف ذی کبیر
ذی کبیر
ذی کبیر
ذی کبیر
ذی کبیر



ظ	ظ	ظ
ظ	ظ	ظ
ظ	ظ	ظ



I can do this!



I can move on with
little practice



I'm almost there.



I need more work
on this.



I don't understand
this.


Practice Worksheet

Date: _____

Day: _____

Teacher's Sign: _____

حرف کونسلر بسے ملائیں اور کونسلر پینسز
کے نیچے



I can do this!



I can move on with
little practice



I'm almost there.



I need more work
on this.



I don't understand
this.

Practice Worksheet

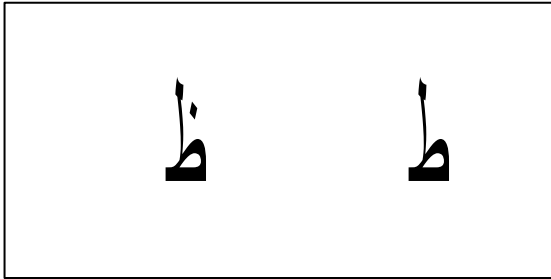
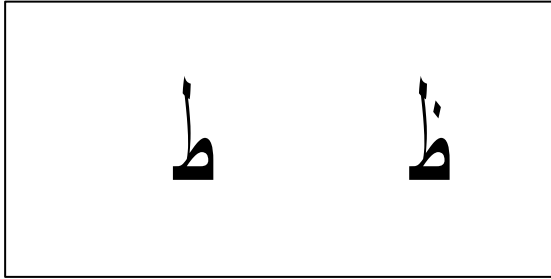

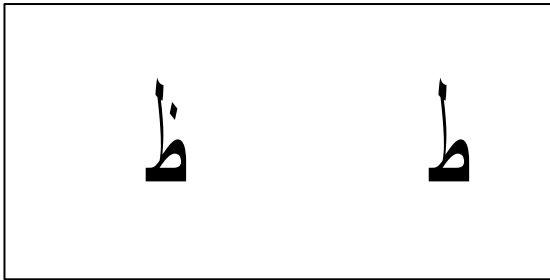
Date: _____

Day: _____

Teacher's Sign: _____

کھڑکھڑانے والے اور ان کے صحیح ابجد کے پتے لکھ کر دیا۔ یہ لکھائیں۔

مندرجہ ذیل تصویر دیکھنا



I can do this!



I can move on with
little practice



I'm almost there.



I need more work
on this.



I don't understand
this.

Practice Worksheet

Date: _____

Day: _____

Teacher's Sign: _____

گُذَرِ نَورِ اَوْر اَنکے صَحبَاتِ اِنجِر فِکْر نَا پیل گائیں۔

منار چنبلسار بکینا



ط

ط

ط



I can do this!



I can move on with
little practice



I'm almost there.



I need more work
on this.



I don't understand
this.


Practice Worksheet

Date: _____

Day: _____

Teacher's Sign: _____

حرف کاتصال سے ملائیں اور کاتصال سے ملنے پر
گنہگار بنیں



ظ



I can do this!

I can move on with
little practice

I'm almost there.

I need more work
on this.

I don't understand
this.

Practice Worksheet

Date: _____

Day: _____

Teacher's Sign: _____

ذریعہ: ایم ایف ایم

ظ	ظ
ظ	ظ
ظ	ظ
ظ	ظ



I can do this!



I can move on with
little practice



I'm almost there.



I need more work
on this.



I don't understand
this.

Practice Worksheet

Date: _____

Day: _____

Teacher's Sign: _____

س ف "ع" "ن



عورت



عین

ع



عمارت



I can do this!



I can move on with
little practice



I'm almost there.



I need more work
on this.



I don't understand
this.

Practice Worksheet

Date: _____

Day: _____

Teacher's Sign: _____

حروف باکس
پاور تصاویر
بمبش
کلیئر
ئی



ع	ع	ع
ع	ع	ع
ع	ع	ع



I can do this!



I can move on with
little practice



I'm almost there.



I need more work
on this.



I don't understand
this.


Practice Worksheet

Date: _____

Day: _____

Teacher's Sign: _____

ڈیڑھ گھنٹہ
پورے دن
پورے دن



ع	ع
ع	ع



I can do this!



I can move on with
little practice



I'm almost there.



I need more work
on this.



I don't understand
this.

Practice Worksheet

Date: _____

Day: _____

Teacher's Sign: _____

حرف ذواتی سے ملائیے اور نصاب پینتر
کٹیے



ع



I can do this!



I can move on with
little practice



I'm almost there.



I need more work
on this.



I don't understand
this.

Practice Worksheet

Date: _____

Day: _____

Teacher's Sign: _____



غبارہ

س ف "غ" ؟ ؟ ن



غسلخانہ

ع



غصہ



I can do this!

I can move on with
little practice

I'm almost there.

I need more work
on this.

I don't understand
this.

Practice Worksheet

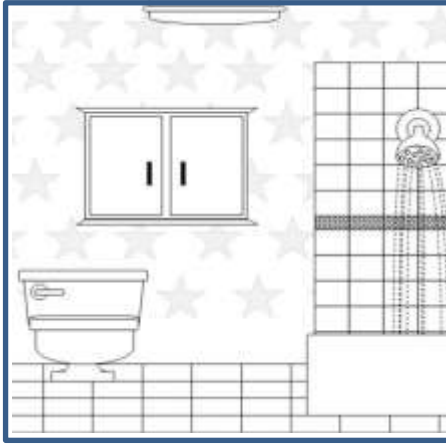
Date: _____

Day: _____

Teacher's Sign: _____

حروف تہجی

حروف تہجی
بزرگ
چھوٹے



غ

غ

غ



I can do this!



I can move on with
little practice



I'm almost there.



I need more work
on this.



I don't understand
this.

Practice Worksheet

Date: _____

Day: _____

Teacher's Sign: _____



در فہرہ ہائے پبلسر
پورٹل ورسو ہمنس
کلیبر
جی

غ	غ	غ
غ	غ	غ
غ	غ	غ



I can do this!



I can move on with
little practice



I'm almost there.



I need more work
on this.



I don't understand
this.


Practice Worksheet

Date: _____

Day: _____

Teacher's Sign: _____

حروف بالمشیر
یورنٹو میٹر
گنبر جا



غ	غ
غ	غ



I can do this!



I can move on with
little practice



I'm almost there.



I need more work
on this.



I don't understand
this.

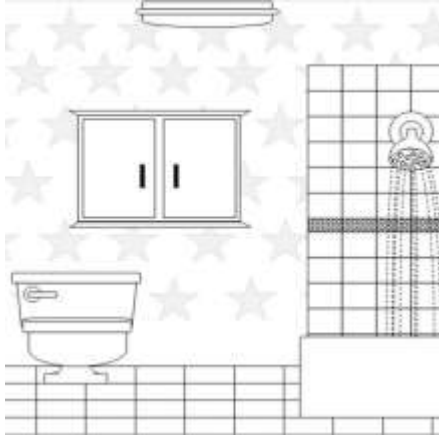
Practice Worksheet

Date: _____


Day: _____

Teacher's Sign: _____

حرف کونساں سے ملائے اور کونساں سے ملتا ہے؟



ع



I can do this!



I can move on with
little practice



I'm almost there.



I need more work
on this.



I don't understand
this.

Practice Worksheet

Date: _____


Day: _____

Teacher's Sign: _____

حرف ذکرتصار بسے ملائیں اور تصار میں
کثیر لیا



ع



غ



I can do this!

I can move on with
little practice

I'm almost there.

I need more work
on this.

I don't understand
this.

Practice Worksheet




Date: _____

Day: _____

Teacher's Sign: _____

کھنڈر بنا اور انکے صحیح جملے لکھو اور پھر انکے گردا پہ لکھیں۔

منہر چہ ناصور یکسنا



I can do this!



I can move on with
little practice



I'm almost there.



I need more work
on this.



I don't understand
this.


Practice Worksheet

Date: _____

Day: _____

Teacher's Sign: _____

مذہب نبی صلی اللہ علیہ وسلم کے بارے میں سیکھیں۔
مذہب نبی صلی اللہ علیہ وسلم



ع



ع



ع



I can do this!



I can move on with
little practice



I'm almost there.



I need more work
on this.



I don't understand
this.

Practice Worksheet

Date: _____

Day: _____

Teacher's Sign: _____

در وقت باقی بماند

ٹ	ن	ب	ب
ح	چ	ج	ث
ذ	چ	د	خ
ژ	ز	ژ	ر
ض	ص	ش	س
غ	ع	ظ	ط



I can do this!



I can move on with
little practice



I'm almost there.



I need more work
on this.



I don't understand
this.



Bibliography




The development of the URDU was a collaborative effort. The content was rewritten, edited, and developed by HIRA FATIMA of ILM. Over 200 preschool curricula were reviewed by a team of six ILM staff members to write this workbook. The following reference were used;

- Object pictures: www.pinterest.com
- Missing letter worksheet: www.worksheetfun.com
- Formation of alphabets : <https://worksheetpoint.com>



Certification on Completion of the Book



_____ of Class _____ has completed
this book with great efforts and great achievement.

Teacher's Signature: _____ Date: _____





یہ کتاب اردو مصری زبان سے
تعلق رکھنے والے بچوں کی ابتدائی
تصریحی اور تحریری عمل کو مضبوط
بنانے کے لیے تحریر کی گئی ہے۔

اردو زبان کے حروف، اُن کی
اشکال، آواز اور ان کے استعمال کو
مد نظر رکھ کر اس کتاب کو تشکیل
دیا گیا ہے۔