

آغاز اردو

(برائے نرسری)

آ

ب

و

ط

پ

آپ





Name: _____

Class: _____


GR # _____ Subject: _____



Date: _____ Day: _____ Teacher's Sign: _____

حروف تہجی

حرف کو پہچانیے اور تصاویر میں نہر 'ی'۔



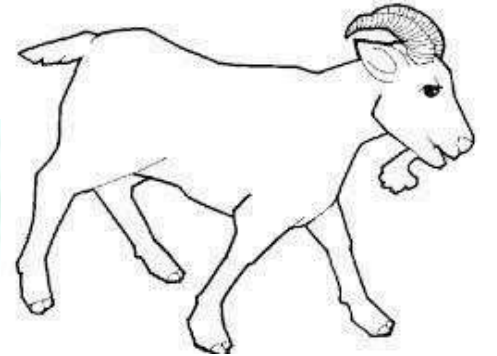
بطخ



بندر



ب.رش



بکری



I can do this!



I can move on with
little practice



I'm almost there.



I need more work
on this.



I don't understand
this.

Date: _____ Day: _____ Teacher's Sign: _____

حروف تہجی



حروف پیر ہاتھ پیر ی.



ب.ر ش

ب	ب	ب	ب	ب
ب	ب	ب	ب	ب
.
.



I can do this!



I can move on with
little practice



I'm almost there.




I need more work
on this.



I don't understand
this.

Date: _____ Day: _____ Teacher's Sign: _____

حروف تہجی



ب

حروف پیر باتھیر ی.

ب

ب	ب	ب	ب	ب
ب	ب	ب	ب	ب
.
.



I can do this!



I can move on with
little practice



I'm almost there.




I need more work
on this.



I don't understand
this.

Date: _____ Day: _____ Teacher's Sign: _____

حروف تہجی



پنکھا

حرف کو پہچانیے اور تصاویر میں نہہریے۔



پاپا



پلنگ



پاپ



I can do this!



I can move on with
little practice



I'm almost there.



I need more work
on this.

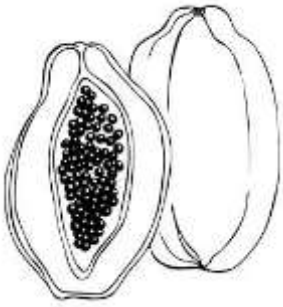


I don't understand
this.

Date: _____ Day: _____ Teacher's Sign: _____

حروف تہجی

حروف پیر ہاتھ پیر ہ۔



پ	پ	پ	پ	پ
پ	پ	پ	پ	پ
.
.



I can do this!



I can move on with
little practice



I'm almost there.



I need more work
on this.

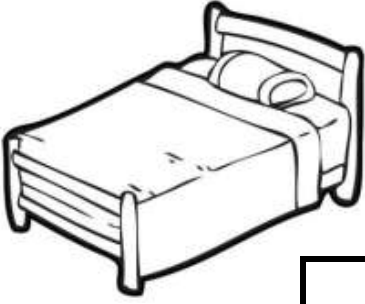


I don't understand
this.

Date: _____ Day: _____ Teacher's Sign: _____

حروف تہجی

حروف پیر ہاتھ پیر ی.



پلنگ



پ	پ	پ	پ	پ
پ	پ	پ	پ	پ
.
.



I can do this!

I can move on with
little practice


I'm almost there.

I need more work
on this.I don't understand
this.

Date: _____ Day: _____ Teacher's Sign: _____

حروف تہجی

حرف کو پہچانیے اور تصاویر میں نہر 'ی'۔



یوز



تلی



تفہ



بگا



I can do this!



I can move on with
little practice



I'm almost there.




I need more work
on this.



I don't understand
this.

Date: _____ Day: _____ Teacher's Sign: _____

حروف تہجی



یوز



حروف پیر ہاتھ پیر ی.

ت	ت	ت	ت	ت
ت	ت	ت	ت	ت
.
.



I can do this!



I can move on with
little practice



I'm almost there.



I need more work
on this.



I don't understand
this.

Date: _____ Day: _____ Teacher's Sign: _____

حروف تہجی

حروف پیر باتھیر ی.



بنگا

ت

ت	ت	ت	ت	ت
ت	ت	ت	ت	ت
.
.



I can do this!



I can move on with
little practice



I'm almost there.



I need more work
on this.




I don't understand
this.


Date: _____ Day: _____ Teacher's Sign: _____

حروف تہجی


حرف کو پہچانیے اور تصاویر میں نہر 'ٹ'۔




ٹماٹر



ٹونٹہ



ٹوکری



ٹوپہ



I can do this!



I can move on with little practice



I'm almost there.




I need more work on this.



I don't understand this.

Date: _____ Day: _____ Teacher's Sign: _____

حروف تہجی



حروف پیر ہاتھ پیر ی۔

ط	ط	ط	ط	ط
ط	ط	ط	ط	ط
•	•	•	•	•
•	•	•	•	•



I can do this!



I can move on with
little practice



I'm almost there.




I need more work
on this.



I don't understand
this.

Date: _____ Day: _____ Teacher's Sign: _____

حروف تہجی



ٹوکری

ط

حروف پیرا تہجیر ی.

ٹ	ٹ	ٹ	ٹ	ٹ
ٹ	ٹ	ٹ	ٹ	ٹ
.
.



I can do this!



I can move on with
little practice



I'm almost there.



I need more work
on this.



I don't understand
this.

Date: _____ Day: _____ Teacher's Sign: _____

حروف تہجی

حرف کو پہچانیے اور تصاویر میں نہر 'ئ'۔



نہر



ثواب



I can do this!



I can move on with
little practice



I'm almost there.



I need more work
on this.



I don't understand
this.

Date: _____ Day: _____ Teacher's Sign: _____

حروف تہجی



ثمر

ث

حروف پیر باتھیر ی.

ث	ث	ث	ث	ث
ث	ث	ث	ث	ث
.
.



I can do this!



I can move on with
little practice



I'm almost there.



I need more work
on this.



I don't understand
this.

Date: _____ Day: _____ Teacher's Sign: _____

حروف تہجی



ثواب



حروف پیرا تہ پیر ی.

ث	ث	ث	ث	ث
ث	ث	ث	ث	ث
.
.



I can do this!



I can move on with
little practice



I'm almost there.



I need more work
on this.




I don't understand
this.

Date: _____ Day: _____ Teacher's Sign: _____

حروف تہجی

حرف کو پہچانیے اور تصاویر سے ملائیے۔



I can do this!



I can move on with
little practice



I'm almost there.



I need more work
on this.



I don't understand
this.

Date: _____ Day: _____ Teacher's Sign: _____

حروف تہجی

حروف پیرا تہبیر ی.

ث	ٹ	ت	پ	ب
ث	ٹ	ت	پ	ث
•	•	•	•	•
•	•	•	•	•
•	•	•	•	•



I can do this!



I can move on with
little practice



I'm almost there.



I need more work
on this.



I don't understand
this.


Date: _____ Day: _____ Teacher's Sign: _____

حروف تہجی


حرف کو پہچانیے اور تصاویر میں نہر 'ج'۔



ج.گ



جہاز



جالی



جوتے



I can do this!



I can move on with
little practice



I'm almost there.




I need more work
on this.



I don't understand
this.

Date: _____ Day: _____ Teacher's Sign: _____

حروف تہجی



جہاز

ج

حروف پیرا تہجیر ی.

ج	ج	ج	ج	ج
ج	ج	ج	ج	ج
.
.



I can do this!

I can move on with
little practice

I'm almost there.

I need more work
on this.I don't understand
this.

Date: _____ Day: _____ Teacher's Sign: _____

حروف تہجی



حروف پیرا تہجیر ی.

ج

جواب

ج	ج	ج	ج	ج
ج	ج	ج	ج	ج
.
.



I can do this!

I can move on with
little practice

I'm almost there.

I need more work
on this.I don't understand
this.

Date: _____ Day: _____ Teacher's Sign: _____

حروف تہجی

حرف کو پہچانیے اور تصاویر کے ہم نوا کر کے لکھیے۔



چشمہ



چائے



چب



چیل



I can do this!



I can move on with little practice



I'm almost there.



I need more work on this.



I don't understand this.

Date: _____ Day: _____ Teacher's Sign: _____

حروف تہجی



حروف پیر ہاتھ پیر ی.



ی	ی	ی	ی	ی
ی	ی	ی	ی	ی
.
.



I can do this!



I can move on with
little practice



I'm almost there.



I need more work
on this.



I don't understand
this.

Date: _____ Day: _____ Teacher's Sign: _____



چیل

حروف تہجی



حروف پیر ہاتھ پیر ی.

چ	یل	یل	یل	یل
چ	یل	یل	یل	یل
•	•	•	•	•
•	•	•	•	•



I can do this!



I can move on with
little practice



I'm almost there.



I need more work
on this.



I don't understand
this.

Date: _____ Day: _____ Teacher's Sign: _____

حروف تہجی

حرف کو پہچانیے اور تصاویر میں نہر 'ح'۔



حلوه



حلیم

ح



حاجی



حجاب



I can do this!



I can move on with
little practice



I'm almost there.




I need more work
on this.



I don't understand
this.

Date: _____ Day: _____ Teacher's Sign: _____

حروف تہجی



حاجی

حروف پیر ہاتھ پیر ی.

ح

ح	ح	ح	ح	ح
ح	ح	ح	ح	ح
.
.



I can do this!



I can move on with
little practice



I'm almost there.



I need more work
on this.



I don't understand
this.

Date: _____ Day: _____ Teacher's Sign: _____

حروف تہجی



حجاب

ح

حروف پیر ہاتھ پیر ی.

ح	ح	ح	ح	ح
ح	ح	ح	ح	ح
.
.



I can do this!

I can move on with
little practice

I'm almost there.

I need more work
on this.I don't understand
this.


Date: _____ Day: _____ Teacher's Sign: _____

حروف تہجی

حرف کو پہچانیے اور تصاویر میں نہر 'خ'۔



خانہ



چگوش

خ



خوب نہی



خیمہ



I can do this!



I can move on with
little practice



I'm almost there.



I need more work
on this.



I don't understand
this.

Date: _____ Day: _____ Teacher's Sign: _____

حروف تہجی



حروف پیر ہاتھ پیر ی.

خ

خ	خ	خ	خ	خ
خ	خ	خ	خ	خ
.
.



I can do this!


I can move on with
little practice

I'm almost there.

I need more work
on this.I don't understand
this.

Date: _____ Day: _____ Teacher's Sign: _____

حروف تہجی



چگوش

حروف پیر ہاتھ پیر ی.

خ

خ	خ	خ	خ	خ
خ	خ	خ	خ	خ
.
.



I can do this!

I can move on with
little practice

I'm almost there.

I need more work
on this.I don't understand
this.

Date: _____ Day: _____ Teacher's Sign: _____

حروف تہجی

حروف پیر باتھیر ی.

ج	ج	ح	خ
ج	ج	ح	خ
INSTITUTE OF LEARNING AND MENTORSHIP			
FOCUSSED		EFFECTIVE	



I can do this!



I can move on with
little practice



I'm almost there.



I need more work
on this.



I don't understand
this.

Date: _____ Day: _____ Teacher's Sign: _____

حروف تہجی

حرف کو پہچانیے اور تصاویر سے ملائیں۔



ج




ح

INSTITUTE OF LEARNING
AND MENTORSHIP



خ



چ



I can do this!



I can move on with
little practice



I'm almost there.



I need more work
on this.



I don't understand
this.


Date: _____ Day: _____ Teacher's Sign: _____

حروف تہجی

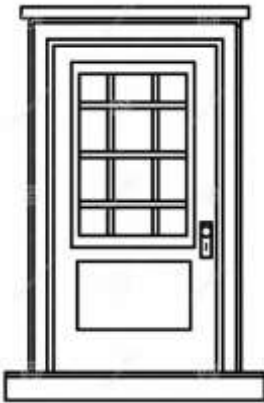


درخ

حرف کو پہچانیے اور تصاویر میں نہر 'ی'۔



دنبہ



دروازہ



دنیا



I can do this!



I can move on with
little practice



I'm almost there.




I need more work
on this.



I don't understand
this.

Date: _____ Day: _____ Teacher's Sign: _____

حروف تہجی



د ر خ

حروف پیر باتھیر ی.



د	د	د	د	د
د	د	د	د	د
•	•	•	•	•
•	•	•	•	•



I can do this!



I can move on with
little practice



I'm almost there.




I need more work
on this.



I don't understand
this.

Date: _____ Day: _____ Teacher's Sign: _____

حروف تہجی



حروف پیر باتھیر ی.



ذنب

د	د	د	د	د
د	د	د	د	د
.
.



I can do this!



I can move on with
little practice



I'm almost there.



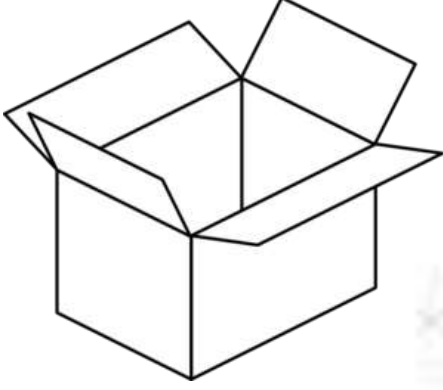
I need more work
on this.



I don't understand
this.

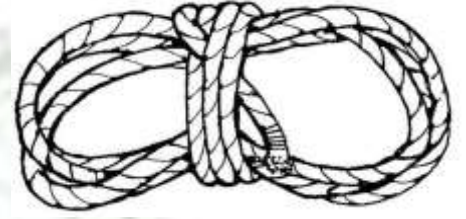
Date: _____ Day: _____ Teacher's Sign: _____

حروف تہجی

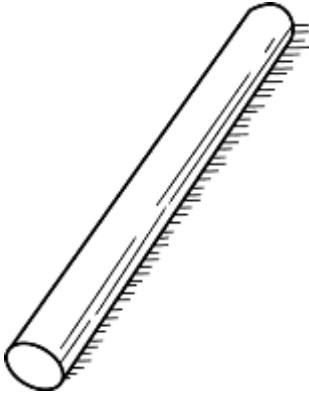


ڈَب

حرف کو پہچانیے اور تصاویر میں نہر 'ی'۔



ڈوری



ڈُنا



ڈاکیا



I can do this!



I can move on with
little practice



I'm almost there.



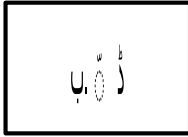
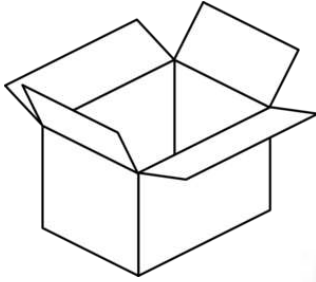
I need more work
on this.



I don't understand
this.

Date: _____ Day: _____ Teacher's Sign: _____

حروف تہجی



حروف پیر باتھیر ی.



ط	ط	ط	ط	ط
ط	ط	ط	ط	ط
•	•	•	•	•
•	•	•	•	•



I can do this!



I can move on with
little practice



I'm almost there.



I need more work
on this.



I don't understand
this.

Date: _____ Day: _____ Teacher's Sign: _____

حروف تہجی



ڈاکیا

حروف پیر ہاتھ پیر ی.



ڈ	ڈ	ڈ	ڈ	ڈ
ڈ	ڈ	ڈ	ڈ	ڈ
•	•	•	•	•
•	•	•	•	•



I can do this!

I can move on with
little practice

I'm almost there.

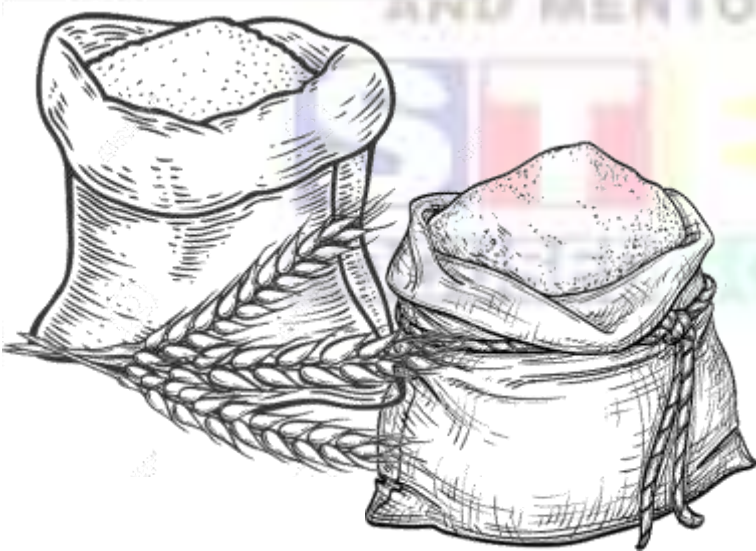
I need more work
on this.I don't understand
this.

Date: _____ Day: _____ Teacher's Sign: _____

حروف تہجی

حرف کو پہچانیے اور تصاویر میں نہر 'ی'۔

ذ



ذخیرا



I can do this!



I can move on with
little practice



I'm almost there.



I need more work
on this.



I don't understand
this.

Date: _____ Day: _____ Teacher's Sign: _____

حروف تہجی



ذخیرا

حروف پیر ہاتھ پیر ی۔

ذ

ذ	ذ	ذ	ذ	ذ
ذ	ذ	ذ	ذ	ذ
.
.



I can do this!



I can move on with
little practice



I'm almost there.



I need more work
on this.



I don't understand
this.

Date: _____ Day: _____ Teacher's Sign: _____

حروف تہجی



ذخیرا

حروف پیر ہاتھ پیر ی۔

ذ

ذ	ذ	ذ	ذ	ذ
ذ	ذ	ذ	ذ	ذ
.
.



I can do this!

I can move on with
little practice

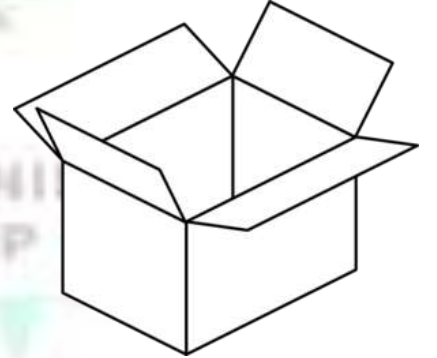
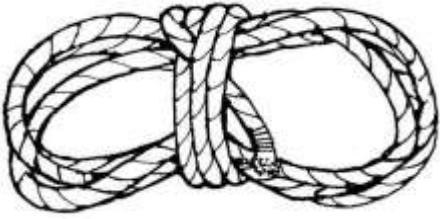

I'm almost there.

I need more work
on this.I don't understand
this.

Date: _____ Day: _____ Teacher's Sign: _____

حروف تہجی

حرف کو پہچانیے اور تصاویر سے ملائیں۔



I can do this!



I can move on with
little practice



I'm almost there.



I need more work
on this.



I don't understand
this.


Date: _____ Day: _____ Teacher's Sign: _____

حروف تہجی


حرف کو پہچانیے اور تصاویر میں نہر 'ی'۔




روٹی



ریچھ



ریل



رات



I can do this!



I can move on with
little practice



I'm almost there.



I need more work
on this.



I don't understand
this.

Date: _____ Day: _____ Teacher's Sign: _____

حروف تہجی

حروف پیر ہاتھ پیر ی۔



روٹی



ر	ر	ر	ر	ر
ر	ر	ر	ر	ر
.
.



I can do this!



I can move on with
little practice



I'm almost there.




I need more work
on this.



I don't understand
this.

Date: _____ Day: _____ Teacher's Sign: _____

حروف تہجی



حروف پیر باتھیر ی.

ریل



ر	ر	ر	ر	ر
ر	ر	ر	ر	ر
•	•	•	•	•
•	•	•	•	•



I can do this!



I can move on with
little practice



I'm almost there.



I need more work
on this.



I don't understand
this.

Date: _____ Day: _____ Teacher's Sign: _____

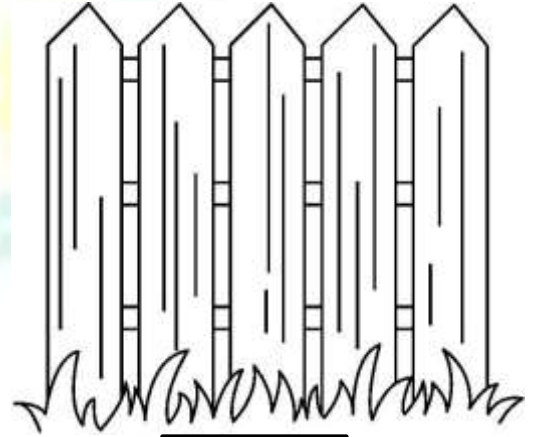
حروف تہجی

حرف کو پہچانیے اور تصاویر میں نہر 'ی'۔



بہار

ب



باز



I can do this!



I can move on with
little practice



I'm almost there.



I need more work
on this.



I don't understand
this.

Date: _____ Day: _____ Teacher's Sign: _____

حروف تہجی

حروف پیر ہاتھ پیر ی۔



پہاڑ

ط

ڑ	ڑ	ڑ	ڑ	ڑ
ڑ	ڑ	ڑ	ڑ	ڑ
•	•	•	•	•
•	•	•	•	•



I can do this!


I can move on with
little practice

I'm almost there.

I need more work
on this.I don't understand
this.

Date: _____ Day: _____ Teacher's Sign: _____

حروف تہجی



ب: ط

حروف پیر ہاتھ پیر ی.

ط

ط	ط	ط	ط	ط
ط	ط	ط	ط	ط
.
.



I can do this!



I can move on with
little practice



I'm almost there.



I need more work
on this.



I don't understand
this.

Date: _____ Day: _____ Teacher's Sign: _____

حروف تہجی

حرف کو پہچانیے اور تصاویر میں نہر 'ی'۔



زیور



زنجیر



زیبرا



زرافہ



I can do this!



I can move on with little practice



I'm almost there.




I need more work on this.



I don't understand this.

Date: _____ Day: _____ Teacher's Sign: _____

حروف تہجی



زیرا

حروف پیر ہاتھ پیر ی.



ز	ز	ز	ز	ز
ز	ز	ز	ز	ز
.
.



I can do this!

I can move on with
little practice

I'm almost there.

I need more work
on this.I don't understand
this.

Date: _____ Day: _____ Teacher's Sign: _____



زرافہ

حروف تہجی

حروف پیرا تہ پیر ی۔



ز	ز	ز	ز	ز
ز	ز	ز	ز	ز
•	•	•	•	•
•	•	•	•	•



I can do this!



I can move on with
little practice



I'm almost there.



I need more work
on this.



I don't understand
this.

Date: _____ Day: _____ Teacher's Sign: _____

حروف تہجی

حرف کو پہچانیے اور تصاویر میں نہر 'ی'۔



ژالہب.ری



I can do this!



I can move on with little practice



I'm almost there.



I need more work on this.



I don't understand this.

Date: _____ Day: _____ Teacher's Sign: _____

حروف تہجی



ژالہبیری

حروف پیر باتھیر ی.



ژ	ژ	ژ	ژ	ژ
ژ	ژ	ژ	ژ	ژ
.
.



I can do this!



I can move on with
little practice



I'm almost there.



I need more work
on this.



I don't understand
this.

Date: _____ Day: _____ Teacher's Sign: _____

حروف تہجی



ژالہب.ری

حروف پیر باتہ پیر ی.



ژ	ژ	ژ	ژ	ژ
ژ	ژ	ژ	ژ	ژ
.
.



I can do this!



I can move on with
little practice



I'm almost there.



I need more work
on this.

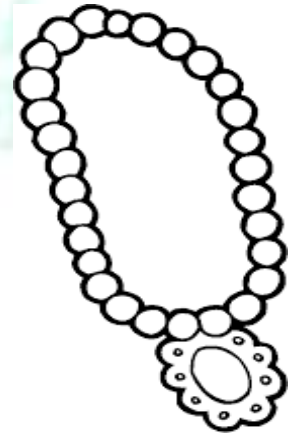



I don't understand
this.

Date: _____ Day: _____ Teacher's Sign: _____

حروف تہجی

حرف کو پہچانیے اور تصاویر سے ملائیں۔



I can do this!



I can move on with
little practice



I'm almost there.



I need more work
on this.




I don't understand
this.



Date: _____ Day: _____ Teacher's Sign: _____

حروف تہجی

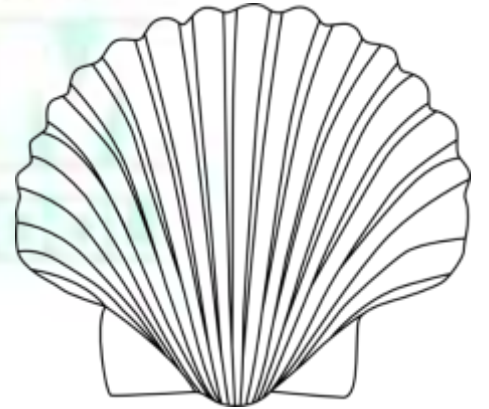
حرف کو پہچانیے اور تصاویر میں نہر 'س'۔



س



سورج



سلیلی



I can do this!



I can move on with
little practice



I'm almost there.



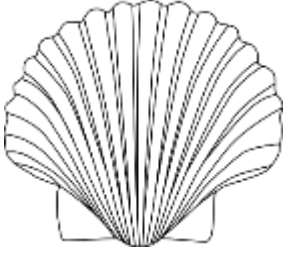
I need more work
on this.



I don't understand
this.

Date: _____ Day: _____ Teacher's Sign: _____

حروف تہجی



حروف پیر ہاتھ پیر ی۔

س

س	س	س	س	س
س	س	س	س	س
•	•	•	•	•
•	•	•	•	•



I can do this!



I can move on with
little practice



I'm almost there.




I need more work
on this.



I don't understand
this.

Date: _____ Day: _____ Teacher's Sign: _____

حروف تہجی



سورج

حروف پیر ہاتھ پیر ی.

س

س	س	س	س	س
س	س	س	س	س
•	•	•	•	•
•	•	•	•	•



I can do this!



I can move on with
little practice



I'm almost there.



I need more work
on this.




I don't understand
this.

Date: _____ Day: _____ Teacher's Sign: _____

حروف تہجی


حرف کو پہچانیے اور تصاویر میں نہر 'ش'۔





شرب



شیشی



شیر



شتر مرغ



I can do this!



I can move on with
little practice



I'm almost there.



I need more work
on this.



I don't understand
this.

Date: _____ Day: _____ Teacher's Sign: _____

حروف تہجی



شتر مرغ

حروف پیر باتھیر ی.

ش

ش	ش	ش	ش	ش
ش	ش	ش	ش	ش
•	•	•	•	•
•	•	•	•	•



I can do this!



I can move on with
little practice



I'm almost there.



I need more work
on this.



I don't understand
this.

Date: _____ Day: _____ Teacher's Sign: _____

حروف تہجی



حروف پیر باتھیر ی.

ش

ش . ب

ش	ش	ش	ش	ش
ش	ش	ش	ش	ش
.
.



I can do this!



I can move on with
little practice



I'm almost there.



I need more work
on this.



I don't understand
this.

Date: _____ Day: _____ Teacher's Sign: _____

حروف تہجی

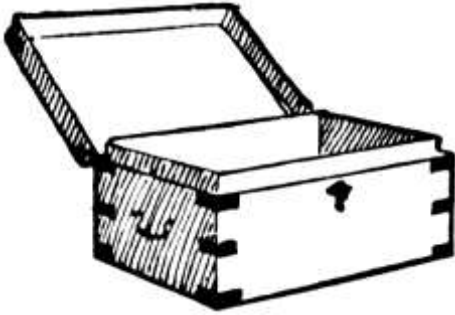


صراحی


حرف کو پہچانیے اور تصاویر میں نہر 'ی'۔



صابن



صندوق



صوفہ



I can do this!



I can move on with
little practice



I'm almost there.

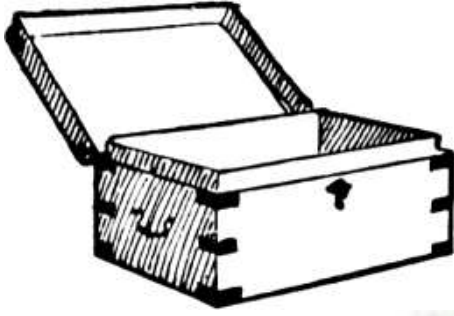


I need more work
on this.



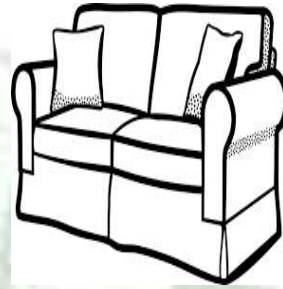
I don't understand
this.

Date: _____ Day: _____ Teacher's Sign: _____



حروف تہجی

حروف پیرا تہبیر ی.



صندوق

ص	ص	ص	ص	ص
ص	ص	ص	ص	ص
•	•	•	•	•
•	•	•	•	•



I can do this!



I can move on with
little practice



I'm almost there.



I need more work
on this.




I don't understand
this.

Date: _____ Day: _____ Teacher's Sign: _____



صراحی

حروف تہجی



حروف پیرا تہ پیر ی.

ص	ص	ص	ص	ص
ص	ص	ص	ص	ص
.
.



I can do this!



I can move on with
little practice



I'm almost there.



I need more work
on this.



I don't understand
this.

Date: _____ Day: _____ Teacher's Sign: _____

حروف تہجی

حرف کو پہچانیے اور تصاویر میں نہر 'ض'



ضعیف

ض



I can do this!



I can move on with
little practice



I'm almost there.



I need more work
on this.



I don't understand
this.

Date: _____ Day: _____ Teacher's Sign: _____

حروف تہجی



ضعیف

حروف پیر ہاتھ پیر ی.

ض

ض	ض	ض	ض	ض
ض	ض	ض	ض	ض
.
.



I can do this!

I can move on with
little practice

I'm almost there.

I need more work
on this.I don't understand
this.

Date: _____ Day: _____ Teacher's Sign: _____

حروف تہجی



ضعیف

حروف پیر ہاتھ پیر ی۔

ض

ض	ض	ض	ض	ض
ض	ض	ض	ض	ض
.
.



I can do this!



I can move on with
little practice



I'm almost there.



I need more work
on this.



I don't understand
this.

Date: _____ Day: _____ Teacher's Sign: _____

حروف تہجی

حروف پیر ہاتھ پیر ی.

ص	ص	ش	س
ص	ص	ش	س
INSTITUTE OF LEARNING AND MENTORSHIP			
FOCUSSED			



I can do this!



I can move on with
little practice



I'm almost there.



I need more work
on this.



I don't understand
this.

Date: _____ Day: _____ Teacher's Sign: _____

حروف تہجی

حرف کو پہچانیے اور تصاویر سے ملائیں۔



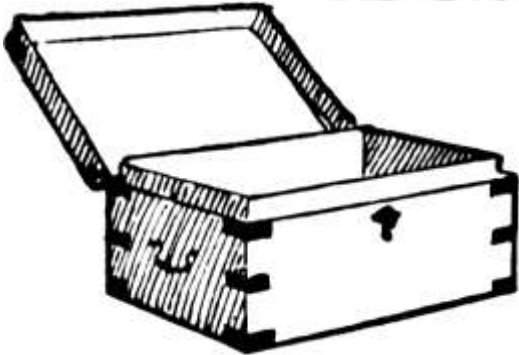
س




ش



ص



ض



I can do this!



I can move on with
little practice



I'm almost there.



I need more work
on this.



I don't understand
this.

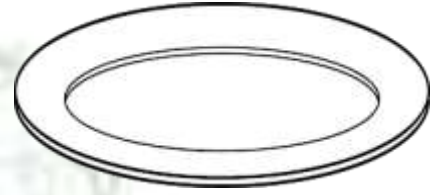
Date: _____ Day: _____ Teacher's Sign: _____

حروف تہجی



طائفور


حرف کو پہچانیے اور تصاویر میں نہر 'ٹ'۔



طاشتری



طا لعم



طوطا



I can do this!



I can move on with
little practice



I'm almost there.




I need more work
on this.



I don't understand
this.

Date: _____ Day: _____ Teacher's Sign: _____



طوطا

طوطا حروف تہجی

حروف پیرا تہ پیر ی.

ط

ط	ط	ط	ط	ط
ط	ط	ط	ط	ط
.
.



I can do this!

I can move on with
little practice

I'm almost there.

I need more work
on this.I don't understand
this.

Date: _____ Day: _____ Teacher's Sign: _____

حروف تہجی



حروف پیر ہاتھ پیر ی.

ط

ط ا. علم

ط	ط	ط	ط	ط
ط	ط	ط	ط	ط
.
.



I can do this!

I can move on with
little practice

I'm almost there.

I need more work
on this.I don't understand
this.

Date: _____ Day: _____ Teacher's Sign: _____

حروف تہجی

حرف کو پہچانیے اور تصاویر میں نہر 'ظ'

ظ

INSTITUTE OF LEARNING
AND MENTORSHIP



ظروف



I can do this!



I can move on with
little practice



I'm almost there.



I need more work
on this.



I don't understand
this.

Date: _____ Day: _____ Teacher's Sign: _____



حروف تہجی

حروف پیرا تہبیر ی.

ظ

ظروف

ظ	ظ	ظ	ظ	ظ
ظ	ظ	ظ	ظ	ظ
.
.



I can do this!



I can move on with
little practice



I'm almost there.



I need more work
on this.



I don't understand
this.

Date: _____ Day: _____ Teacher's Sign: _____



ظروف

حروف تہجی

حروف پیرا تہبیر ی.

ظ

ظ	ظ	ظ	ظ	ظ
ظ	ظ	ظ	ظ	ظ
.
.



I can do this!

I can move on with
little practice

I'm almost there.

I need more work
on this.I don't understand
this.

Date: _____ Day: _____ Teacher's Sign: _____

حروف تہجی

حرف کو پہچانیے اور تصاویر میں نہر 'ع'۔



عطر



عینک



عمارت



عورت



I can do this!



I can move on with
little practice



I'm almost there.



I need more work
on this.



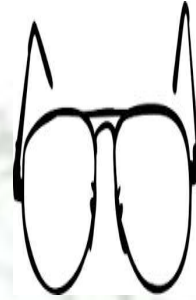
I don't understand
this.

Date: _____ Day: _____ Teacher's Sign: _____

حروف تہجی



عینک



حروف پیر باتھیر ی.

ع	ع	ع	ع	ع
ع	ع	ع	ع	ع
.
.



I can do this!



I can move on with
little practice



I'm almost there.



I need more work
on this.

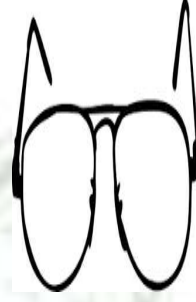


I don't understand
this.

Date: _____ Day: _____ Teacher's Sign: _____



حروف تہجی



حروف پیرا تہجیر ی۔

عمارت

ع	ع	ع	ع	ع
ع	ع	ع	ع	ع
.
.



I can do this!

I can move on with
little practice

I'm almost there.

I need more work
on this.I don't understand
this.

Date: _____ Day: _____ Teacher's Sign: _____

حروف تہجی




غلیل

حرف کو پہچانیے اور تصاویر میں نہر 'ئ'۔



غبارہ



غالیچہ



غنچہ



I can do this!



I can move on with
little practice



I'm almost there.



I need more work
on this.



I don't understand
this.

Date: _____ Day: _____ Teacher's Sign: _____



حروف تہجی

حروف پیرا تہبیر ی۔

غ

غلیل

غ	غ	غ	غ	غ
غ	غ	غ	غ	غ
.
.



I can do this!



I can move on with
little practice



I'm almost there.



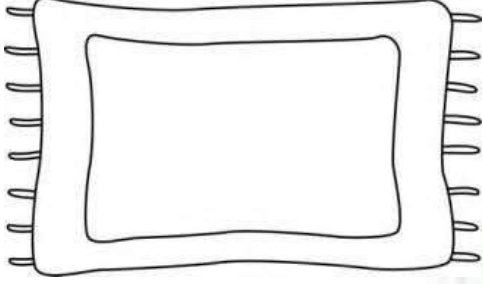
I need more work
on this.



I don't understand
this.

Date: _____ Day: _____ Teacher's Sign: _____

حروف تہجی



حروف پیر ہاتھ پیر ی۔

غ

غالیچہ

غ	غ	غ	غ	غ
غ	غ	غ	غ	غ
•	•	•	•	•
•	•	•	•	•



I can do this!



I can move on with
little practice



I'm almost there.



I need more work
on this.



I don't understand
this.

Date: _____ Day: _____ Teacher's Sign: _____

حروف تہجی

حروف پیر ہاتھ پیر ی.

غ	ع	ظ	ط



I can do this!



I can move on with
little practice



I'm almost there.



I need more work
on this.



I don't understand
this.

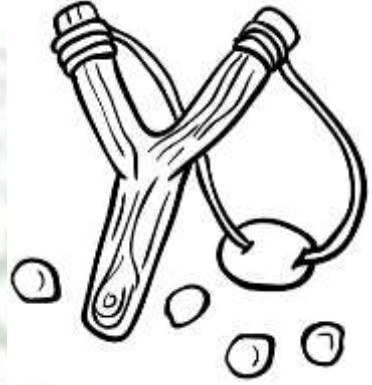
Date: _____ Day: _____ Teacher's Sign: _____

حروف تہجی

حرف کو پہچانیے اور تصاویر سے ملائیں۔



ط



ظ

INSTITUTE FOR LEARNING AND MENTORSHIP

FOCUS ON THE

ع



غ



I can do this!



I can move on with little practice



I'm almost there.



I need more work on this.



I don't understand this.

Date: _____ Day: _____ Teacher's Sign: _____

حروف تہجی

حرف کو پہچانیے اور تصاویر میں نہر 'ف'۔



فاختہ



فانوس

ف



فوارہ



فوجی



I can do this!



I can move on with
little practice



I'm almost there.



I need more work
on this.



I don't understand
this.

Date: _____ Day: _____ Teacher's Sign: _____

حروف تہجی



فاطمہ

حروف پیر ہاتھ پیر ی.

ف

ف	ف	ف	ف	ف
ف	ف	ف	ف	ف
.
.



I can do this!



I can move on with
little practice



I'm almost there.



I need more work
on this.



I don't understand
this.

Date: _____ Day: _____ Teacher's Sign: _____



فواره

حروف تہجی

حروف پیرا تہبیر ی.

ف

ف	ف	ف	ف	ف
ف	ف	ف	ف	ف
.
.



I can do this!



I can move on with
little practice



I'm almost there.



I need more work
on this.

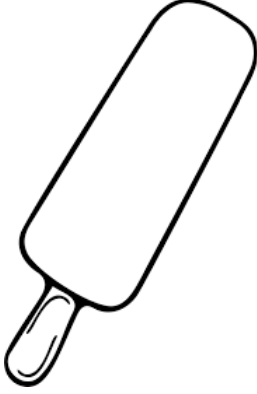


I don't understand
this.


Date: _____ Day: _____ Teacher's Sign: _____

حروف تہجی

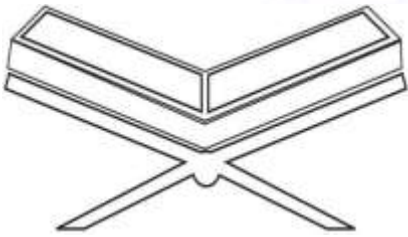
حرف کو پہچانیے اور تصاویر کے ساتھ منبہر 'ق'۔




قلمی



قلم



قائبک



قطار



I can do this!



I can move on with little practice



I'm almost there.



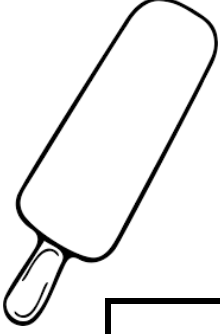
I need more work on this.



I don't understand this.

Date: _____ Day: _____ Teacher's Sign: _____

حروف تہجی



قلفی

ق

حروف پیرا تہجیر ی.

ق	ق	ق	ق	ق
ق	ق	ق	ق	ق
.
.



I can do this!



I can move on with
little practice



I'm almost there.



I need more work
on this.



I don't understand
this.

Date: _____ Day: _____ Teacher's Sign: _____



قلم

حروف تہجی

ق

حروف پیر ہاتھ پیر ی۔

ق	ق	ق	ق	ق
ق	ق	ق	ق	ق
.
.



I can do this!



I can move on with
little practice



I'm almost there.



I need more work
on this.



I don't understand
this.


Date: _____ Day: _____ Teacher's Sign: _____

حروف تہجی

حرف کو تصاویر سے ملائیے اور تصاویر میں نہر 'ک'۔




کوٹھی



کوا



کریلا



کبوتری



I can do this!



I can move on with little practice



I'm almost there.



I need more work on this.



I don't understand this.

Date: _____ Day: _____ Teacher's Sign: _____



حروف تہجی

حروف پیر ہاتھ پیر ی۔

ک

کریلا

ک	ک	ک	ک	ک
ک	ک	ک	ک	ک
.
.



I can do this!



I can move on with
little practice



I'm almost there.




I need more work
on this.



I don't understand
this.

Date: _____ Day: _____ Teacher's Sign: _____



کبوی

حروف تہجی

ک

حروف پیرا تہجیر ی.

ک	ک	ک	ک	ک
ک	ک	ک	ک	ک
.
.



I can do this!



I can move on with
little practice



I'm almost there.



I need more work
on this.




I don't understand
this.


Date: _____ Day: _____ Teacher's Sign: _____

حروف تہجی


حرف کو پہچانیے اور تصاویر میں نہر 'ی'۔



گائے



گڈ



گاج



گاری



I can do this!



I can move on with little practice



I'm almost there.




I need more work on this.



I don't understand this.

Date: _____ Day: _____ Teacher's Sign: _____



حروف تہجی

حروف پیر باتھیر ی.

گ

گا چ

گ	گ	گ	گ	گ
گ	گ	گ	گ	گ
.
.



I can do this!



I can move on with
little practice



I'm almost there.



I need more work
on this.



I don't understand
this.

Date: _____ Day: _____ Teacher's Sign: _____

حروف تہجی



حروف پیر باتھیر ی.

گ

گاری

گ	گ	گ	گ	گ
گ	گ	گ	گ	گ
.
.



I can do this!



I can move on with
little practice



I'm almost there.



I need more work
on this.



I don't understand
this.

Date: _____ Day: _____ Teacher's Sign: _____

حروف تہجی

حروف پیرا تہبیر ی.

گ	ک	ق	ف



I can do this!



I can move on with
little practice



I'm almost there.



I need more work
on this.





I don't understand
this.

Date: _____ Day: _____ Teacher's Sign: _____

حروف تہجی

حرف کو پہچانیے اور تصاویر سے ملائیں۔



ف ق ت

INSTITUTE OF LEARNING
AND SHIP



CUSED EXHIBIT



گ ک



I can do this!



I can move on with
little practice



I'm almost there.



I need more work
on this.




I don't understand
this.



Date: _____ Day: _____ Teacher's Sign: _____

حروف تہجی




لو می


حرف کو پہچانیے اور تصاویر میں نہر 'ی'۔



لکڑی



لیموں



لڑکی



I can do this!



I can move on with little practice



I'm almost there.




I need more work on this.



I don't understand this.

Date: _____ Day: _____ Teacher's Sign: _____



ليمون

حروف تہجی

حروف پیرا تہ پیر ی.

ل

ل	ل	ل	ل	ل
ل	ل	ل	ل	ل
.
.



I can do this!



I can move on with
little practice



I'm almost there.



I need more work
on this.



I don't understand
this.

Date: _____ Day: _____ Teacher's Sign: _____



حروف تہجی

حروف پیر ہاتھ پیر ی۔

لکڑی

ل

ل	ل	ل	ل	ل
ل	ل	ل	ل	ل
•	•	•	•	•
•	•	•	•	•



I can do this!

I can move on with
little practice

I'm almost there.

I need more work
on this.I don't understand
this.

Date: _____ Day: _____ Teacher's Sign: _____

حروف تہجی




مالٹا

حرف کو پہچانیے اور تصاویر میں نہر 'ی'۔



میںدک



مر



شجلی



I can do this!



I can move on with
little practice



I'm almost there.




I need more work
on this.



I don't understand
this.

Date: _____ Day: _____ Teacher's Sign: _____



مر ل

حروف تہجی



حروف پیر باتہ پیر ی

م	م	م	م	م
م	م	م	م	م
•	•	•	•	•
•	•	•	•	•



I can do this!



I can move on with
little practice



I'm almost there.



I need more work
on this.



I don't understand
this.

Date: _____ Day: _____ Teacher's Sign: _____



حروف تہجی



حروف پیر باتھیر ی.

تہجی

پ	پ	پ	پ	پ
پ	پ	پ	پ	پ
•	•	•	•	•
•	•	•	•	•



I can do this!



I can move on with
little practice



I'm almost there.



I need more work
on this.



I don't understand
this.

Date: _____ Day: _____ Teacher's Sign: _____

حروف تہجی





نماز


حرف کو پہچانیے اور تصاویر میں نہی نہی۔



نہی



نہیاتی



نہی



I can do this!



I can move on with
little practice



I'm almost there.

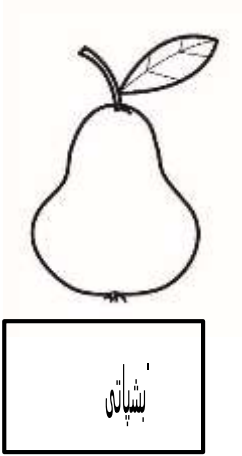


I need more work
on this.



I don't understand
this.

Date: _____ Day: _____ Teacher's Sign: _____



حروف تہجی

حروف پیر ہاتھ پیر ی.

ن

ن	ن	ن	ن	ن
ن	ن	ن	ن	ن
.
.



I can do this!

I can move on with
little practice

I'm almost there.

I need more work
on this.I don't understand
this.

Date: _____ Day: _____ Teacher's Sign: _____



نماز

حروف تہجی

حروف پیر ہاتھ پیر ی۔

ن

ن	ن	ن	ن	ن
ن	ن	ن	ن	ن
•	•	•	•	•
•	•	•	•	•



I can do this!



I can move on with
little practice



I'm almost there.



I need more work
on this.



I don't understand
this.

Date: _____ Day: _____ Teacher's Sign: _____

حروف تہجی

حرف کو پہچانیے اور تصاویر میں نہر 'ی'۔



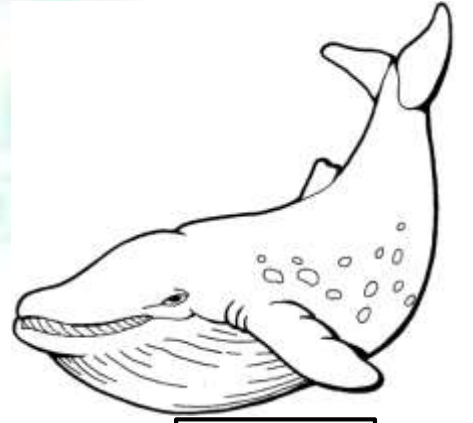
وضو



وزن



ورزش



وہیل



I can do this!



I can move on with little practice



I'm almost there.



I need more work on this.

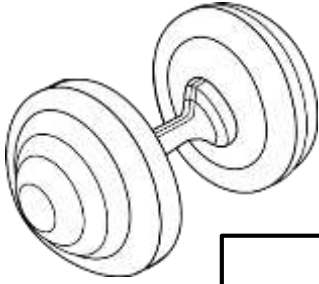


I don't understand this.

Date: _____ Day: _____ Teacher's Sign: _____

حروف تہجی

حروف پیرا تہجیر ی۔



وزن



و	و	و	و	و
و	و	و	و	و
•	•	•	•	•
•	•	•	•	•



I can do this!



I can move on with
little practice



I'm almost there.

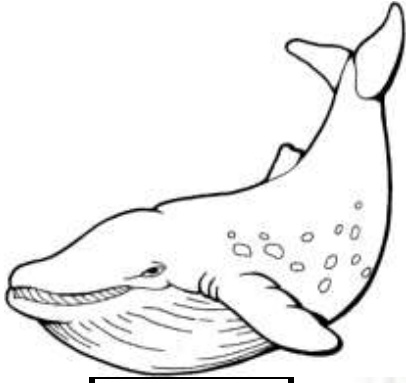


I need more work
on this.



I don't understand
this.

Date: _____ Day: _____ Teacher's Sign: _____



وهیل

حروف تہجی

حروف پیر باتھیر ی.



و	و	و	و	و
و	و	و	و	و
.
.



I can do this!



I can move on with
little practice



I'm almost there.



I need more work
on this.



I don't understand
this.

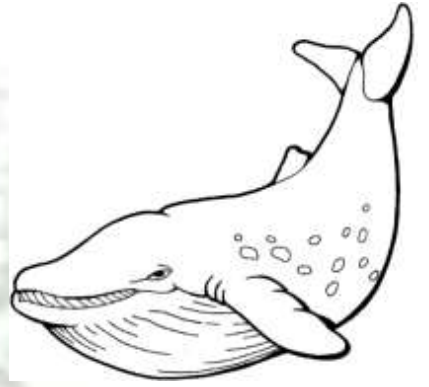
Date: _____ Day: _____ Teacher's Sign: _____

حروف تہجی


حرف کو پہچانیے اور تصاویر سے ملائیں۔




ل



INSTITUTE OF LEARNING
AND MENTORSHIP



ن



و



I can do this!



I can move on with
little practice



I'm almost there.




I need more work
on this.



I don't understand
this.

Date: _____ Day: _____ Teacher's Sign: _____

حروف تہجی




باتھی

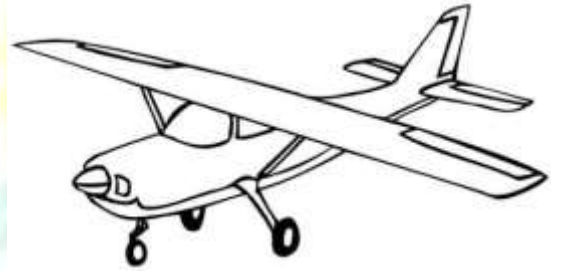
حرف کو پہچانیے اور تصاویر میں نہہر 'ی'۔



بار



دہن



ہوائی جہاز



I can do this!



I can move on with
little practice



I'm almost there.



I need more work
on this.



I don't understand
this.

Date: _____ Day: _____ Teacher's Sign: _____

حروف تہجی



بار

حروف پیر ہاتھ پیر ی۔



ہ	ہ	ہ	ہ	ہ
ہ	ہ	ہ	ہ	ہ
•	•	•	•	•
•	•	•	•	•




I can do this!

I can move on with
little practice

I'm almost there.

I need more work
on this.I don't understand
this.

Date: _____ Day: _____ Teacher's Sign: _____



حروف تہجی

حروف پیر باتھیر ی۔



باتھی

ہ	ہ	ہ	ہ	ہ
ہ	ہ	ہ	ہ	ہ
•	•	•	•	•
•	•	•	•	•



I can do this!



I can move on with
little practice



I'm almost there.



I need more work
on this.

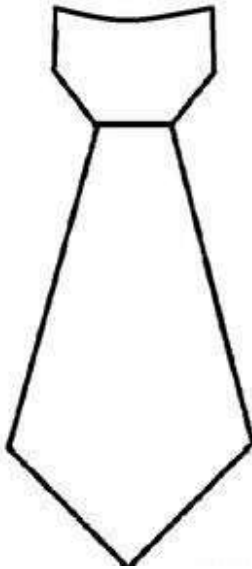


I don't understand
this.

Date: _____ Day: _____ Teacher's Sign: _____

حروف تہجی

حرف کو پہچانیے اور تصاویر میں نہر 'ی'۔



بئی



I can do this!



I can move on with little practice



I'm almost there.

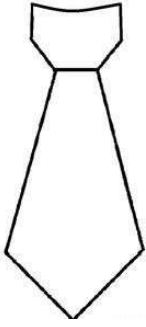


I need more work on this.



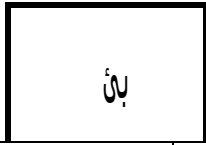
I don't understand this.

Date: _____ Day: _____ Teacher's Sign: _____



حروف تہجی

حروف پیر باتھپیر ی



۶	۶	۶	۶	۶
۶	۶	۶	۶	۶
•	•	•	•	•
•	•	•	•	•



I can do this!



I can move on with
little practice



I'm almost there.

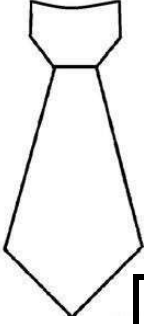


I need more work
on this.



I don't understand
this.

Date: _____ Day: _____ Teacher's Sign: _____



حروف تہجی

حروف پیر باتھیر ی.



۶	۶	۶	۶	۶
۶	۶	۶	۶	۶
•	•	•	•	•
•	•	•	•	•



I can do this!



I can move on with
little practice



I'm almost there.



I need more work
on this.



I don't understand
this.

Date: _____ Day: _____ Teacher's Sign: _____

حروف تہجی

حرف کو پہچانیے اور تصاویر میں نہر 'ی'۔



مالی

ی



لڑکی



دادی



I can do this!



I can move on with
little practice



I'm almost there.



I need more work
on this.



I don't understand
this.

Date: _____ Day: _____ Teacher's Sign: _____



دادی

حروف تہجی

حروف پیر باتھیر ی.

ی

ی	ی	ی	ی	ی
ی	ی	ی	ی	ی
.
.



I can do this!

I can move on with
little practice

I'm almost there.

I need more work
on this.I don't understand
this.

Date: _____ Day: _____ Teacher's Sign: _____



لڑکی

حروف تہجی

حروف پیر ہاتھ پیر ی۔

ی

ی	ی	ی	ی	ی
ی	ی	ی	ی	ی
.
.



I can do this!



I can move on with
little practice



I'm almost there.



I need more work
on this.



I don't understand
this.

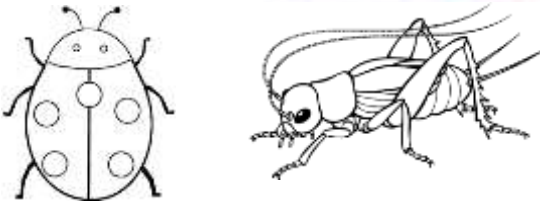
Date: _____ Day: _____ Teacher's Sign: _____

حروف تہجی

حرف کو پہچانیے اور تصاویر میں نہر 'س'۔



پودے



کیڑے



I can do this!



I can move on with
little practice



I'm almost there.



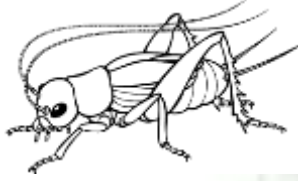

I need more work
on this.



I don't understand
this.

Date: _____ Day: _____ Teacher's Sign: _____

حروف تہجی



حروف پیر باتھیر ی.



کیڑے

ے	ے	ے	ے	ے
ے	ے	ے	ے	ے
•	•	•	•	•
•	•	•	•	•



I can do this!



I can move on with
little practice



I'm almost there.



I need more work
on this.



I don't understand
this.

Date: _____ Day: _____ Teacher's Sign: _____



حروف تہجی

حروف پیر ہاتھ پیر ی.



پودے

ے	ے	ے	ے	ے
ے	ے	ے	ے	ے
•	•	•	•	•
•	•	•	•	•



I can do this!



I can move on with
little practice



I'm almost there.



I need more work
on this.




I don't understand
this.


Date: _____ Day: _____ Teacher's Sign: _____

حروف تہجی


حرف کو پہچانیے اور تصاویر میں نہر 'ی'۔



ا و ب



ا ب ر



ا ن ن ا س



ا ن گ و ر



I can do this!



I can move on with
little practice



I'm almost there.




I need more work
on this.



I don't understand
this.

Date: _____ Day: _____ Teacher's Sign: _____



حروف تہجی

حروف پیر باتھیر ی.



ا	ا	ا	ا	ا
ا	ا	ا	ا	ا
•	•	•	•	•
•	•	•	•	•



I can do this!



I can move on with
little practice



I'm almost there.




I need more work
on this.



I don't understand
this.

Date: _____ Day: _____ Teacher's Sign: _____



ا و ب

حروف تہجی



حروف پیر باتھیر ی.

.
.



I can do this!



I can move on with
little practice



I'm almost there.



I need more work
on this.


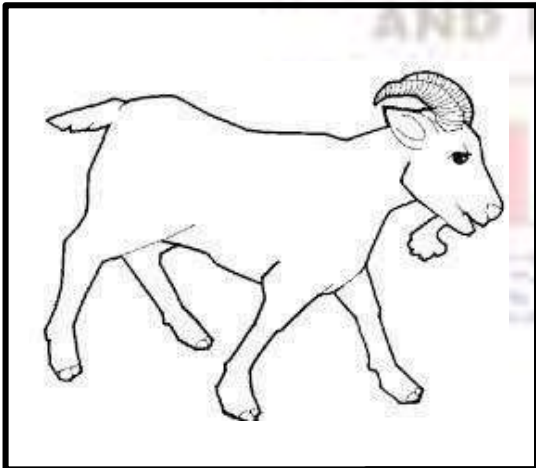



I don't understand
this.

Date: _____ Day: _____ Teacher's Sign: _____

حروف تہجی

مندرجہ ذیل تصاویر کے ابتدائی حروف لکھیے۔



I can do this!



I can move on with little practice



I'm almost there.



I need more work on this.





I don't understand this.

Date: _____ Day: _____ Teacher's Sign: _____

حروف تہجی

مندرجہ ذیل تصاویر کے ابتدائی حروف لکھیے۔



I can do this!



I can move on with little practice



I'm almost there.



I need more work on this.




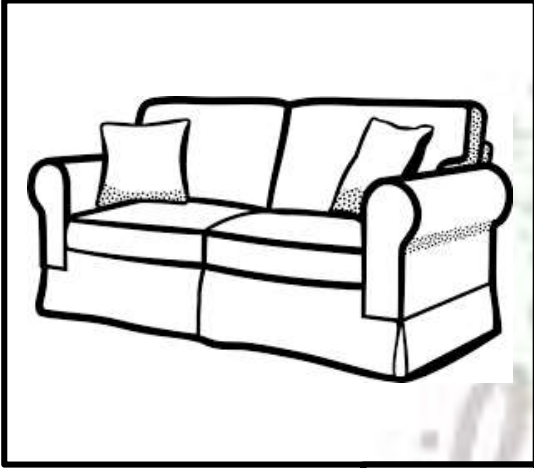


I don't understand this.

Date: _____ Day: _____ Teacher's Sign: _____

حروف تہجی

مندرجہ ذیل تصاویر کے ابتدائی حروف لکھیے۔



I can do this!



I can move on with little practice



I'm almost there.




I need more work on this.



I don't understand this.

Bibliography



The development of the Urdu was a collaborative effort. The content was rewritten, edited, and developed by Anum Ashraf of ILM. Over 200 preschool curricula were reviewed by a team of six ILM staff members to write this workbook. The following reference were used;


- www.teacherspayteachers.com
- www.tiflee.com haroof e tajhi
- www.pngitem.com pictures by PngItem Contributors
- clipartart.com
- clipart-library.com

INSTITUTE OF LEARNING
AND MENTORSHIP

S I M **F M**
FOCUSED **SCHOOL**



Certification on Completion of the Book



_____ of Class _____ has completed
this book with great efforts and great achievement.

Teacher's Signature: _____ Date: _____

FOCUSED SCHOOLS



یہ کتاب اردو مصری زبان سے تعلق رکھنے والے بچوں کی ابتدائی تصریحی اور تحریری عمل کو مضبوط بنانے کے لیے تحریر کی گئی ہے۔

اردو زبان کے حروف، اُن کی اشکال، آواز اور ان کے استعمال کو مد نظر رکھ کر اس کتاب کو تشکیل دیا گیا ہے۔